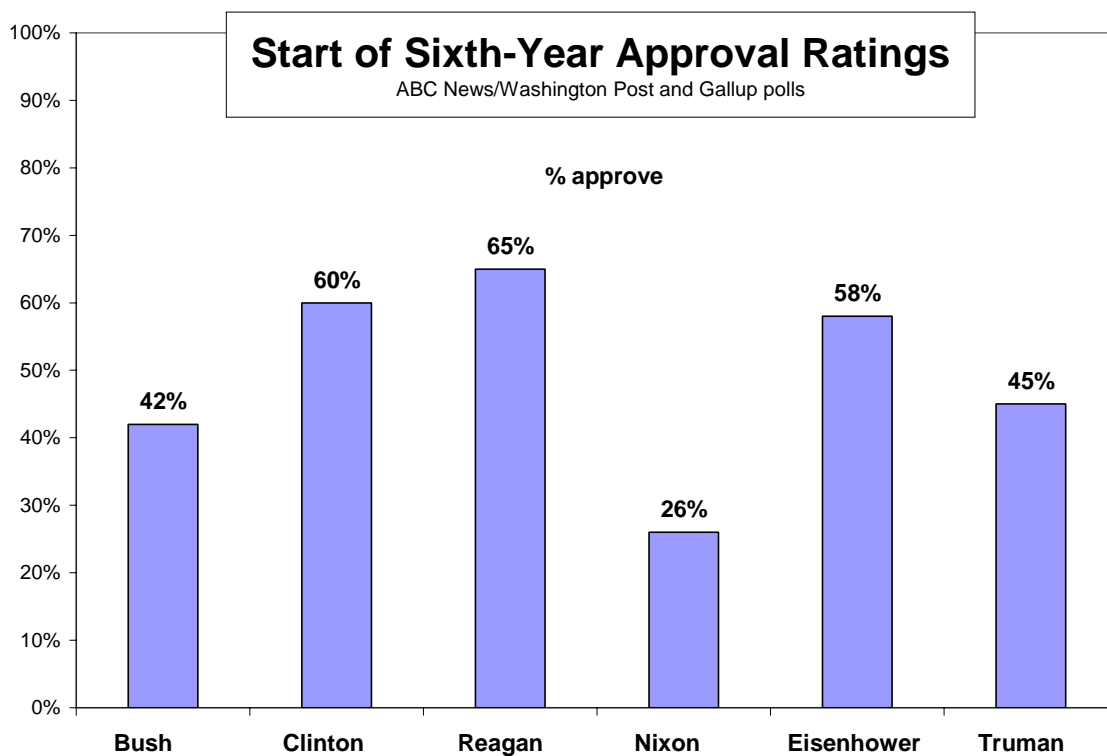


## **Weak Ratings Confront Bush Ahead of State of the Union**

A weakened George W. Bush faces the nation in his 5<sup>th</sup> State of the Union address, beset by war fatigue, persistent discontent on the economy and other domestic issues, ethics concerns and rising interest in Democratic alternatives in this midterm election year.

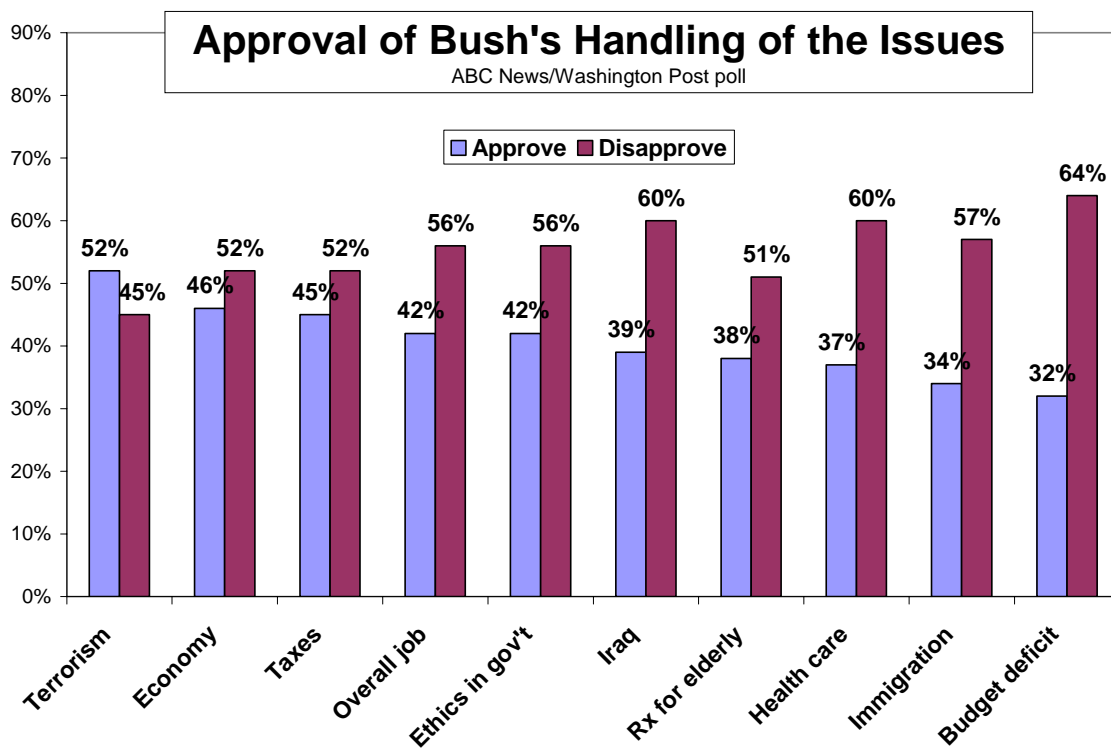
Bush's bottom-line job rating – 42 percent of Americans approve of his work, 56 percent disapprove – is the worst for a president entering his sixth year in office since Watergate hammered Richard Nixon. And Bush's is not a single-issue problem: More than half disapprove of his work in eight out of nine areas tested in this ABC News/Washington Post poll, from Iraq to immigration to health care.



Some views look better for Bush. Nearly two-thirds of Americans say the country's safer now than it was before Sept. 11, 2001, in many ways the fundamental demand of his presidency. Fifty-three percent still believe the war in Iraq has improved long-term U.S. security, its most basic rationale. And the president has won himself some daylight on the issue of warrantless wiretaps; 56 percent now call them justified.

But his challenges are many. Bush's overall approval rating has failed to sustain a slight gain last month from his career lows last fall; it's 10 points lower than a year ago, on the eve of his second inauguration.

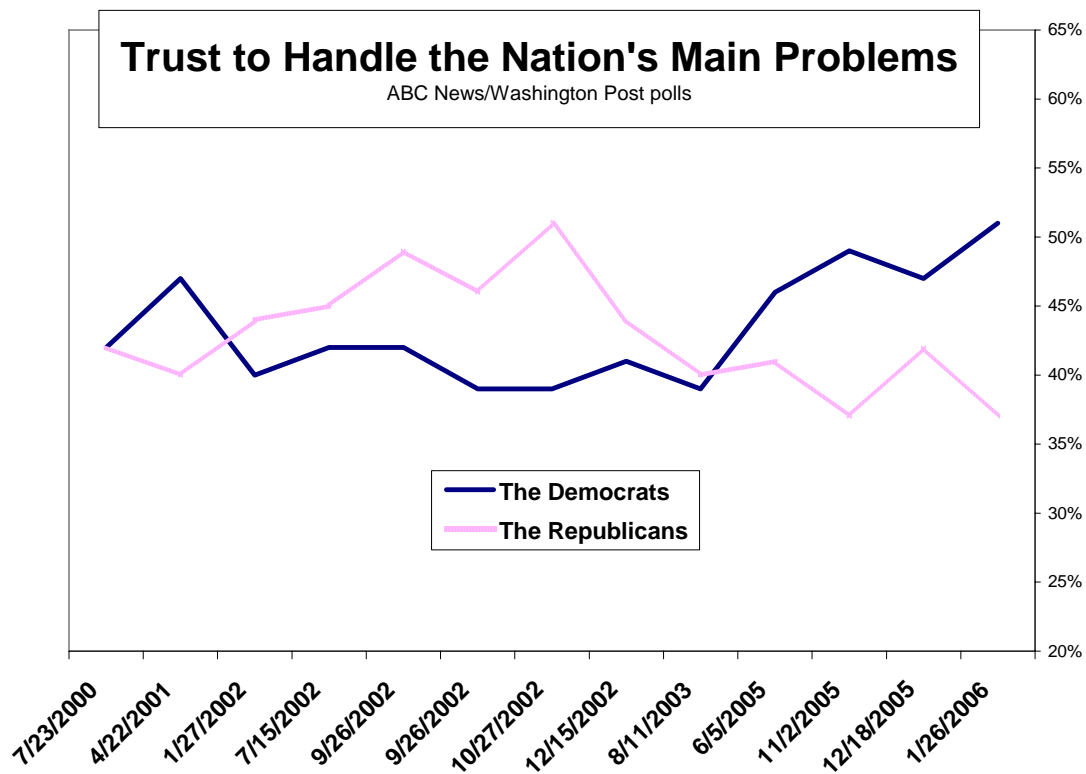
On Iraq, 55 percent say the war was not worth fighting and 60 percent disapprove of how Bush is handling it. On the deficit, 64 percent disapprove of his work; on health care 60 percent; on immigration 57 percent; on ethics 56 percent (see separate Jan. 27 analysis on ethics). Six in 10 say the economy's hurting. Six in 10 don't think Bush understands their problems. Fifty-three percent don't see him as honest and trustworthy.



**OPPOSITION** – Bush's problems clearly benefit the opposition: Americans by a 16-point margin, 51-35 percent, now say the country should go in the direction in which the Democrats want to lead, rather than follow Bush – a 10-point drop for the president from a year ago, and the Democrats' first head-to-head majority of his presidency.

The Republican Party is feeling the pinch as well. The Democrats lead them by 14 points, 51-37 percent, in trust to handle the nation's main problems, the first Democratic majority on this question since 1992. And the Democrats hold a 16-point lead in 2006 congressional election preferences, 54-38 percent among registered voters, their best since 1984.

**Independents** – quintessential swing voters – prefer the Democrats' direction over Bush's by 51-27 percent, and favor the Democrat over the Republican in congressional races by 54-31 percent (the latter result is among independents who're registered to vote.).



Whether this shifts many seats in the elections 10 months off is far from assured. Not only are the powers of incumbency immense, there's also no broad anti-incumbency sentiment in the country; indeed 64 percent approve of their own representative's work.

Still, some underlying shifts may give the Republicans pause, perhaps less for 2006 than for 2008 (admittedly a political lifetime away). The Democrats have narrowed the gap as the party with stronger leaders, now trailing by six points versus 16 points last fall. They lead by 16 points as the party with "better ideas." And they've held or improved their advantage over the Republicans in public trust to handle issues as disparate as the economy (now an 18-point Democratic lead), Iraq and lobbying reform.

Handling the nation's response to terrorism is still the Republicans' best issue – both Bush's and his party's – albeit by far less of a margin than in the past: Fifty-two percent now approve of Bush's work on terrorism (pale compared with his career-average 68 percent) and the Republicans hold a scant five-point lead over the Democrats in trust to handle it (down from a peak 36-point lead three years ago).

Even with these weaker assessments, dealing with terrorism remains the wellspring of the president's support (and it's clearly the issue that got him re-elected). When he addresses the nation Tuesday night – and when his party goes to the people in November – it's certain to be central to their message.

ISSUES – It helps Bush and his party that terrorism continues to be one of the top items on the public’s agenda; 59 percent say it should be one of the highest priorities for Bush and Congress, putting it alongside the situation in Iraq, cited by 60 percent.

There are vast partisan differences in those two top issue choices: Seventy-nine percent of Republicans call terrorism a “highest priority” issue; that falls to about half of independents and Democrats alike (53 and 49 percent, respectively). And 70 percent of Republicans call Iraq top priority, compared with 51 percent of Democrats.

Democrats, by contrast, are much more likely than Republicans to give top-priority mention to domestic issues such as Social Security, education, health care and prescription drug benefits. Lobbying reform, it’s worth noting, comes out last on the list. That doesn’t mean it’s unimportant, just not a “highest” priority, probably because people are less apt to see it as impacting them directly.

	“Highest Priority”			
	All	Democrats	Independents	Republicans
Iraq	60%	51%	63%	70%
Terrorism	59	49	53	79
Health care	53	58	57	43
Economy	52	54	54	44
Education	47	53	47	38
Less govt. spending	43	41	48	41
Social Security	41	50	41	31
Budget deficit	38	42	40	32
Disaster prep.	36	41	35	30
Rx for elderly	32	39	34	18
Immigration	27	22	27	34
Taxes	27	32	28	19
Global warming	26	36	30	10
Lobbying reform	16	17	18	13

IRAQ – In one notable change, approval of Bush’s performance on Iraq has dropped back after a short-lived gain following the recent elections there. His approval rating went from 36 percent before the mid-December elections to 46 percent immediately afterward; now it’s back down to 39 percent. The change came mainly among Republicans; their approval of Bush’s handling of Iraq is down 11 points in this poll.

NSA – A better result for Bush, noted above, is the apparent lack of traction for critics of the warrantless NSA wiretaps. A clear majority now says such wiretaps are acceptable, 56 percent, compared with 43 percent who call them unacceptable. That compares with a closer 51-47 percent split earlier this month.

	Warrantless wiretaps:	
	Acceptable	Unacceptable
1/26/06	56%	43
1/8/06	51	47

In what may be a related result, there's also been an advance, albeit just to 50 percent, in the number of Americans who express confidence in the government's ability to prevent future terrorist attacks. This confidence is far higher among Republicans (71 percent) than it is among either independents or Democrats (45 and 40 percent, respectively).

Still, the change on NSA wiretaps came equally among Republicans and independents; both now are eight points more likely to call such wiretaps acceptable. It's a small gain for Bush and his party – but one of the few they have cause to celebrate.

**METHODOLOGY** –This ABC News/Washington Post poll was conducted by telephone Jan. 23-26, 2006, among a random national sample of 1,002 adults. The results have a three-point error margin. Sampling, data collection and tabulation by TNS of Horsham, PA.

Analysis by Gary Langer.

ABC News polls can be found at ABCNEWS.com at <http://abcnews.com/pollvault.html>.

Media contact: Cathie Levine, (212) 456-4934.

Full results follow (\*= less than 0.5 percent).

1. Do you approve or disapprove of the way George W. Bush is handling his job as president? Do you approve/disapprove strongly or somewhat?

	----- Approve -----			----- Disapprove -----			No
	NET	Strongly	Somewhat	NET	Somewhat	Strongly	opin.
1/26/06	42	25	18	56	14	42	2
1/8/06	46	29	17	52	13	39	2
12/18/05	47	29	17	52	12	40	1
11/2/05	39	20	18	60	13	47	1
10/29/05	39	22	17	58	13	45	3
9/11/05	42	27	15	57	12	45	1
8/28/05	45	27	18	53	12	41	2
6/26/05	48	27	21	51	11	40	1
6/5/05	48	27	21	52	14	38	1
4/24/05	47	25	22	50	13	38	3
3/13/05	50	31	19	48	11	37	3
1/31/05	50	34	15	45	11	34	5
1/16/05	52	33	19	46	11	35	2
12/19/04	48	27	21	49	12	38	2
10/20/04	50	30	20	46	11	35	4
10/17/04 LV	54	35	19	45	9	36	2
10/16/04 LV	54	35	19	44	10	34	2
10/15/04 LV	54	35	19	44	10	34	2
10/3/04 LV	53	36	17	46	11	34	1
9/26/04	50	33	18	45	13	32	5
9/8/04	52	35	17	43	11	32	5
8/29/04	50	31	19	47	13	34	3
8/1/04	47	28	18	49	13	36	5
7/25/04	50	32	19	47	13	34	3
7/11/04	48	31	17	50	11	39	2
6/20/04	47	30	17	51	13	39	1
5/23/04	47	31	17	50	14	36	3

4/18/04	51	33	18	47	13	34	1
3/7/04	50	32	18	48	12	36	2
2/11/04	50	30	21	47	14	34	2
1/18/04	58	35	24	40	9	30	2
12/21/03	59	39	21	38	15	23	3
12/14/03	57	37	20	39	10	29	5
12/7/03	53	32	21	40	13	27	7
11/16/03	57	34	23	39	11	28	4
10/29/03	56	30	26	42	13	29	2
10/13/03	53	33	20	43	13	29	4
9/30/03	54	34	20	44	15	29	2
9/13/03	58	35	23	40	14	27	2
9/7/03	56	34	22	41	13	28	4
8/11/03	59	37	22	37	14	23	4
7/10/03	59	35	24	38	13	25	3
6/22/03	68	45	23	29	11	18	4
4/30/03	71	50	22	26	17	9	3
4/16/03	74	52	22	23	9	14	3
4/9/03	77	58	19	20	6	14	4
4/3/03	71	54	16	25	7	19	4
3/23/03	68	NA	NA	27	NA	NA	4
3/20/03	67	NA	NA	28	NA	NA	5
3/2/03	62	38	23	35	13	22	4
2/23/03	60	NA	NA	34	NA	NA	6
2/9/03	64	42	21	34	14	20	3
2/1/03	62	41	21	34	13	22	4
1/28/03	62	43	19	36	13	23	2
1/27/03	59	39	21	37	15	22	4
1/20/03	59	36	23	38	16	22	2
12/15/02	66	37	28	32	12	20	2
11/4/02	LV 67	45	23	31	12	20	1
11/3/02	LV 67	45	22	32	12	20	1
11/2/02	LV 67	47	20	32	9	23	1
10/27/02	67	39	28	29	13	16	4
9/26/02	67	42	25	30	12	18	3
9/8/02	71	42	28	27	12	15	3
7/28/02	69	39	31	28	14	14	3
7/15/02	72	42	31	25	12	13	2
6/17/02	74	42	32	22	9	13	4
6/9/02	77	41	36	20	9	11	3
5/19/02	76	48	28	22	8	13	3
4/21/02	78	47	31	20	9	10	2
3/28/02	79	49	30	18	8	10	3
3/10/02	82	52	30	16	9	7	2
1/27/02	83	56	27	14	7	7	3
12/19/01	86	64	22	12	6	6	2
11/27/01	89	69	21	9	4	5	1
11/6/01	89	65	24	9	5	4	2
10/9/01	92	76	16	6	3	3	1
9/27/01	90	70	20	6	3	3	4
9/13/01	86	63	23	12	5	6	2
9/9/01	55	26	29	41	20	22	3
8/12/01	61	28	33	31	14	17	8
7/30/01	59	28	30	38	17	22	3
6/3/01	55	27	28	40	18	22	6
4/22/01	63	33	30	32	16	16	5
3/25/01	58	NA	NA	33	NA	NA	8
2/25/01	55	NA	NA	23	NA	NA	22

2. Do you approve or disapprove of the way Bush is handling (ITEM)?

1/26/06 - Summary Table\*

	Approve	Disapprove	No op.
a. The situation in Iraq	39	60	1
b. The US campaign against terrorism	52	45	2
c. The federal budget deficit	32	64	4
d. Ethics in government	42	56	2
e. Prescription drug benefits for the elderly	38	51	11
f. The economy	46	52	1
g. Immigration issues	34	57	9
h. Health care	37	60	3
i. Taxes	45	52	3

\*Item a asked of full sample. Items b-e asked of half sample, items f-i asked of other half sample.

Trend:

a. The situation in Iraq

	----- Approve -----			----- Disapprove -----			No
	NET	Strongly	Somewhat	NET	Somewhat	Strongly	opin.
1/26/06	39	24	15	60	10	50	1
12/18/05	46	31	15	53	10	43	1
11/2/05	36	20	15	64	13	51	1
9/11/05	38	NA	NA	62	NA	NA	1
8/28/05	42	28	14	57	11	46	1
6/26/05	43	25	18	56	12	44	1
6/5/05	41	NA	NA	58	NA	NA	1
4/24/05	42			56			2
3/13/05	39			57			4
1/16/05	40			58			2
12/19/04	42			57			1
9/26/04 RV	47			50			3
8/29/04 RV	47			51			2
7/25/04	45			53			2
6/20/04	44			55			2
5/23/04	40			58			2
4/18/04	45			54			1
3/7/04	46			53			1
2/11/04	47			52			1
1/18/04	55			42			2
12/21/03	60			39			2
12/14/03	58			38			4
11/16/03	48			48			4
10/29/03	47			51			2
10/13/03	51			47			2
9/29/03	50			47			3
9/13/03	52			46			2
9/7/03	49			47			4
8/24/03	56			37			7
8/11/03	56			41			3
7/10/03	58			41			2
6/22/03	67			30			2
4/30/03	75	"	"	22	"	"	2
3/27/03*	69			26			5
3/23/03	71			26			3
3/20/03	65			29			5
3/17/03	64			29			7
3/9/03	55			38			8
2/23/03	55			39			6
2/9/03	61			37			2
2/5/03	61			32			7
2/1/03	61			35			3

1/28/03	58		38	4
1/27/03	57		40	3
1/20/03	50		46	4
12/15/02	58		37	5
11/4/02 LV	56		40	4
11/3/02 LV	57		40	4
11/2/02 LV	56		41	3
10/27/02	57		38	5
9/26/02	58		39	3
9/14/02	65		31	4
8/29/02	52	"	36	12
*3/27/03 and previous: "The situation with Iraq and Saddam Hussein"				

b. The US campaign against terrorism

	Approve	Disapprove	No opinion
1/26/06	52	45	2
1/8/06	53	45	2
12/18/05	56	44	1
11/2/05	48	51	1
9/11/05	50	47	3
8/28/05*	56	43	2
6/5/05	50	49	1
4/24/05	56	41	3
3/13/05	59	38	3
1/16/05	61	38	2
12/19/04	53	43	3
9/26/04 RV	59	38	3
8/29/04 RV	60	37	3
7/25/04	57	40	4
6/20/04	50	48	2
5/23/04	58	39	4
4/18/04	63	35	2
3/7/04	63	34	3
2/11/04	64	34	2
1/18/04	66	33	2
12/21/03	70	28	2
10/29/03	63	35	2
10/13/03	66	30	4
9/13/03	70	27	3
9/7/03	67	28	5
4/30/03	79	19	2
2/9/03	74	23	4
2/1/03	75	21	3
1/27/03	72	26	2
1/20/03	71	25	4
12/15/02	79	20	1
11/4/02 LV	76	22	1
11/3/02 LV	77	22	3
11/2/02 LV	78	21	2
10/27/02	74	23	4
9/26/02	70	28	2
9/8/02	74	24	2
7/28/02	81	17	2
7/15/02	83	15	2
5/19/02*	79	19	3
4/21/02*	81	18	2
3/10/02*	88	10	2
1/27/02	88	10	2
12/19/01*	89	9	2
10/15/01*	92	5	3

\*Asked very/somewhat follow-up



c. The federal budget deficit

	Approve	Disapprove	No opinion
1/26/06	32	64	4
1/16/05	39	58	3
6/20/04	39	56	5
4/18/04	34	60	6
3/7/04	30	65	5
1/18/04	35	58	7
12/21/03	37	52	10
10/29/03	32	61	7

d. Ethics in government

	Approve	Disapprove	No opinion
1/26/06	42	56	2
1/8/06	45	52	3
12/18/05	48	49	3

e. Prescription drug benefits for the elderly

	Approve	Disapprove	No opinion
1/26/06	38	51	11
6/20/04	40	50	11
4/18/04	38	46	15
3/7/04	41	49	9
1/18/04	39	49	12
12/21/03	36	46	18
10/29/03	36	46	18
10/13/03	34	43	22
9/13/03	35	54	11
4/30/03	44	40	17
2/1/03	46	35	19

f. The economy

	Approve	Disapprove	No opinion
1/26/06	46	52	1
12/18/05	47	52	1
11/2/05	36	61	3
9/11/05	40	58	2
8/28/05	44	54	3
6/5/05	40	58	2
4/24/05	40	57	3
3/13/05	43	55	2
1/16/05	46	52	2
12/19/04	46	51	3
9/26/04 RV	47	50	4
8/29/04 RV	45	52	3
7/25/04	47	50	3
6/20/04	46	53	1
5/23/04	44	54	2
4/18/04	44	54	2
3/7/04	39	59	1
2/11/04	44	54	2
1/18/04	51	47	2
12/21/03	51	44	5
11/16/03	48	49	3
10/29/03	45	53	2
10/13/03	45	52	2
9/13/03	42	56	3
9/7/03	44	51	5
8/11/03	45	51	5

7/10/03	47	49	4
4/30/03	52	45	3
2/9/03	47	49	4
2/1/03	44	52	4
1/28/03	46	49	4
1/27/03	47	47	5
1/20/03	43	53	4
1/5/03	50	43	7
12/15/02	50	46	4
11/4/02 LV	53	45	2
11/3/02 LV	52	46	2
11/2/02 LV	55	43	2
10/27/02	51	43	6
9/26/02	51	47	3
9/8/02	57	40	4
7/28/02	57	39	4
7/15/02	58	38	3
4/21/02	64	33	3
1/27/02	62	34	4
12/19/01	67	27	6
11/6/01	72	23	5
9/9/01	48	48	4
7/30/01	52	45	3
6/3/01	53	41	6
4/22/01	55	38	7
3/25/01	50	42	8

g. Immigration issues

	Approve	Disapprove	No opinion
1/26/06	34	57	9
12/18/05	33	58	9
8/28/05	33	57	10
1/16/05	33	54	13
1/18/04	34	56	10

h. Health care

	Approve	Disapprove	No opinion
1/26/06	37	60	3
12/18/05	37	57	6
11/2/05	34	61	5
3/13/05	44	48	8
1/16/05	42	51	6
12/19/04	37	56	7
8/29/04 RV	39	55	6
7/25/04	38	53	9
6/20/04	39	57	4
4/18/04*	33	61	5
3/7/04	32	62	6
2/11/04	32	62	6
1/18/04	37	55	8
12/21/03	34	56	10
10/29/03	28	63	9
10/13/03	30	60	10
9/13/03	32	61	7
4/30/03	34	57	9
1/28/03	40	47	13
1/20/03	36	51	13
12/15/02	33	58	9

\*4/18/04 and previous: "The cost, availability and coverage of health insurance"

i. Taxes

	Approve	Disapprove	No opinion
1/26/06	45	52	3
1/16/05	49	46	5
8/29/04 RV	49	48	3
7/25/04	49	46	5
6/20/04	42	54	4
4/18/04	48	49	3
3/7/04	50	47	3
1/18/04	45	51	4
10/29/03	41	53	6
9/13/03	48	48	4
8/11/03	49	46	5
4/30/03	50	46	4
2/1/03	51	43	7
1/20/03	50	45	5
12/15/02	51	44	5

3. Please tell me whether the following statement applies to Bush or not.

1/26/06 - Summary Table\*

	Yes	No	No op.
a. He is a strong leader	52	48	*
b. He is honest and trustworthy	46	53	*
c. He understands the problems of people like you	38	61	1
d. He can be trusted in a crisis	53	47	1

\*Half sample asked items a,b, other half asked items c,d.

Trend:

a. He is a strong leader

	Yes	No	No op.
1/26/06	52	48	*
12/18/05	51	49	*
11/2/05	47	53	*
9/11/05	50	50	*
5/23/04	62	37	1
4/18/04	64	36	1
3/7/04	63	36	1
2/11/04	61	38	1
12/21/03	67	32	2
10/29/03	62	37	1
9/13/03	66	34	*
4/30/03	74	25	*
12/15/02	75	23	2
7/15/02	75	24	1
7/30/01	55	43	2
4/22/01	53	42	5
10/9/00 RV	62	33	5
9/6/00 RV	65	28	7
8/20/00 RV	65	29	5
8/10/00 RV	67	29	5
7/23/00 RV	61	33	6
7/23/00	62	32	5
6/11/00	65	30	6
4/2/00	68	27	5
3/11/00	63	31	6

2/27/00	62	32	6
2/6/00	65	30	7
1/16/00	65	28	7
12/15/99	67	26	7
10/31/99	77	18	5
9/2/99	70	18	12
3/14/99	68	13	20

b. He is honest and trustworthy

	Yes	No	No op.
1/26/06	46	53	*
12/18/05	49	50	1
11/2/05	40	58	2
5/23/04	53	45	2
4/18/04	55	44	1
3/7/04	54	45	1
2/11/04	52	45	2
10/29/03	59	40	2
9/13/03	60	39	2
12/15/02	70	26	4
7/15/02	71	26	3
7/30/01	63	34	3
4/22/01	62	32	6
11/5/00 LV	60	33	7
11/4/00 LV	61	33	7
10/24/00 LV	65	30	5
10/15/00 LV	57	34	9
10/15/00 RV	53	35	12
9/6/00 RV	62	30	7
7/23/00 RV	61	30	8
7/23/00	59	31	10
12/15/99	63	28	9
10/31/99	68	22	10
9/2/99	63	23	14
3/14/99	67	12	22

c. He understands the problems of people like you

	Yes	No	No op.
1/26/06	38	61	1
11/2/05	34	66	1
9/11/05	38	61	1
8/28/05	40	59	1
4/24/05	40	58	2
1/16/05	43	56	1
5/23/04	42	57	1
4/18/04	41	57	2
3/7/04	41	57	2
2/11/04	41	57	2
1/18/04	43	56	1
12/21/03	45	53	2
10/29/03	40	58	2
9/13/03	48	51	1
4/30/03	51	48	1
12/15/02	51	47	2
7/15/02	57	41	2
1/27/02	61	37	2
7/30/01	45	54	2
4/22/01	47	51	2
11/4/00 LV	49	46	5
10/24/00 LV	50	46	3
10/15/00 RV	46	46	7

10/9/00	RV	50	44	6
9/6/00	RV	47	49	4
8/20/00	RV	50	46	5
7/23/00		44	51	5
6/11/00		48	47	5
4/2/00		48	46	6
3/11/00		47	47	6
2/27/00		43	51	6
2/6/00		43	52	5
1/16/00		46	49	6
12/15/99		47	46	7
10/31/99		54	39	7
9/2/99		50	39	11
3/14/99		52	27	21

d. He can be trusted in a crisis

	Yes	No	No op.
1/26/06	53	47	1
11/2/05	49	49	2
9/11/05	49	49	2
5/23/04	60	39	1
7/30/01	60	37	3
4/22/01	65	32	4
12/15/99	62	27	11
9/2/99	58	22	19

4. (and 5) If the election for the U.S. House of Representatives in November 2006 were being held today, would you vote for (the Democratic candidate) or (the Republican candidate) in your congressional district? (IF OTHER, NEITHER, DK, REF) Would you lean toward the (Democratic candidate) or toward the (Republican candidate)?

Net Leaned Vote:

	Dem cand.	Rep cand.	Other (vol.)	Neither (vol.)	Will not vote (vol.)	No opin.
1/26/06 All	55	36	1	3	1	4
1/26/06 RV	54	38	1	3	1	5
12/18/05 All	50	41	1	3	1	4
12/18/05 RV	51	41	1	3	1	4
11/2/05 All	53	36	1	3	2	5
11/2/05 RV	52	37	1	4	2	6
11/4/02 LV	48	48	1	1	0	2
11/3/02 LV	48	48	*	1	0	2
11/2/02 LV	50	49	*	1	0	2
10/27/02 LV	47	49	1	1	0	3
9/26/02 All	46	42	2	2	5	3
9/26/02 RV	47	44	2	3	2	3
9/26/02 LV	49	47	1	2	0	2
7/15/02 All	47	45	1	1	1	4
7/15/02 RV	47	46	1	1	1	4
1/27/02* RV	43	50	NA	2	1	5
9/6/00 RV	49	42		2	1	6
7/23/00 RV	46	45		3	1	5
2/27/00 RV	45	46		2	1	5
10/31/99 RV	50	43		3	1	3
9/2/99 RV	48	44		3	*	5
3/14/99 RV	50	41		2	1	6
2/14/99 RV	48	41		3	1	7
1/30/99 RV	49	39		8	1	3
11/1/98 RV	51	43		4	*	2

10/25/98	RV	48	43	3	1	4
10/18/98	RV	49	44	3	1	4
9/28/98	RV	49	44	2	*	4
8/21/98	RV	48	45	3	1	3
7/12/98	RV	47	45	2	*	6
1/31/98	RV	49	40	2	1	8
1/19/98	RV	47	44	3	1	5
10/8/96	RV	51	41	2	1	5
9/29/96	RV	48	41	3	1	7
9/22/96	RV	50	43	2	1	4
9/15/96	RV	49	45	1	1	4
9/4/96	RV	48	44	3	*	5
8/29/96	RV	53	39	3	1	5
8/28/96	RV	51	40	3	1	5
8/27/96	RV	51	41	3	0	5
8/26/96	RV	51	41	3	0	5
8/25/96	RV	48	43	3	1	6
8/24/96	RV	47	43	2	1	6
8/19/96	RV	49	42	3	0	6
8/18/96	RV	45	46	3	0	6
8/15/96	RV	46	43	4	1	5
8/14/96	RV	48	42	3	1	6
8/13/96	RV	49	43	3	0	5
8/12/96	RV	49	42	3	1	5
8/11/96	RV	49	40	4	1	6
8/10/96	RV	49	41	4	1	5
8/4/96	RV	48	45	2	1	4
6/30/96	RV	49	44	3	*	3
5/22/96	RV	52	41	3	1	3
3/10/96	RV	51	43	2	*	4
1/21/96	RV	52	43	3	1	1
10/1/95	RV	49	44	3	*	3
11/6/94	RV	47	42	5	2	5
10/31/94	RV	48	44	4	1	3
10/23/94	RV	50	45	2	1	2
10/9/94	RV	46	47	3	2	2
9/11/94	RV	50	45	1	1	4
8/7/94	RV	49	42	4	1	4
2/27/94	RV	50	40	8	1	2
10/21/91	RV	51	41	4	*	4
7/28/91	RV	49	41	6	*	3
6/2/91	RV	48	42	4	1	5
11/4/90	RV	51	41	5	*	3
10/14/90	RV	50	41	5	*	3
9/9/90	RV	47	46	3	*	3
7/24/90	RV	51	41	4	1	4
5/21/90	RV	47	45	5	1	2
9/21-10/10/88	RV	52	41	2	1	4
9/19/88	RV	51	39	3	1	6
6/22/85	RV	48	44	5	*	3
10/16/84	RV	52	44	2	NA	5
9/11/84	RV	53	45	2	NA	1
7/8/84	RV	58	40	2	NA	1
10/27/82	RV	58	39	NA	NA	3
10/11/82	RV	55	36	NA	NA	9
9/13/82	RV	58	36	NA	NA	6
11/22/81	RV	53	41	NA	NA	7

\*1/27/02 and previous: No "other candidate" option recorded

6. Do you approve or disapprove of the way the U.S. Congress is doing its job?

Approve      Disapprove      No opinion

1/26/06	43	53	4
1/8/06	41	55	5
12/18/05	43	53	4
11/2/05	37	59	4
8/28/05	37	59	4
6/5/05	41	54	4
10/29/03	40	52	9
4/30/03	57	37	6
9/26/02	51	43	6
7/15/02	57	36	7
2/21/02	57	39	4
1/27/02	58	35	7
12/19/01	59	34	7
9/9/01	45	48	7
7/30/01	48	48	4
4/22/01	58	33	8
10/31/99	42	53	6
9/2/99	46	47	7
6/6/99	48	46	6
3/14/99	44	49	7
2/14/99	46	50	4
12/20/98	44	51	5
12/19/98	45	50	5
12/13/98	49	46	5
11/7/98	41	55	4
11/1/98	49	47	5
10/25/98	45	44	11
10/18/98	46	45	8
9/28/98	52	44	4
8/21/98	55	39	6
7/12/98	46	44	11
5/12/98	45	45	9
4/4/98	47	45	8
1/31/98	55	35	10
1/30/98	55	35	10
1/25/98	56	37	8
1/24/98	55	38	7
1/19/98	47	49	5
10/13/97	36	57	7
8/27/97	39	54	7
7/8/97	40	53	6
4/24/97	40	53	7
3/9/97	35	60	5
8/5/96	42	52	7
6/30/96	35	58	7
5/22/96	35	60	5
3/10/96	30	64	6
1/7/96	31	65	5
11/19/95	27	68	5
10/1/95	32	65	3
7/17/95	34	63	3
3/19/95	39	56	5
1/29/95	42	52	6
10/31/94	21	72	8
10/23/94	18	78	4
9/11/94	24	70	5
6/26/94	34	61	5
3/27/94	35	62	3
2/27/94	32	64	4
1/23/94	29	60	11
11/14/93	28	66	6
8/8/93	33	64	3
4/26/93	30	69	2

1/17/93	29	66	6
4/9/92	17	78	5
3/18/92	19	76	5
3/8/92	22	73	6
2/2/92	32	64	4
12/15/91	35	59	6
10/21/91	45	50	5
6/2/91	49	46	5
10/14/90	34	63	3
2/4/90	41	55	4
1/16/90	39	55	6
8/21/89	42	53	5
5/23/89	54	44	2
2/14/89	53	44	3
1/23/88*	43	53	4
6/1/87	56	40	4
6/22/85	54	37	9
5/83	33	43	24
6/81	38	40	22
6/79	19	61	20
9/78	29	49	22
6/77	34	42	24
6/75	29	54	17
8/74	48	35	17

\*1/23/88 and previous: Gallup

7. Do you approve or disapprove of the way your own representative to the U.S. House of Representatives in Congress is handling his or her job?

	Approve	Disapprove	No opinion
1/26/06	64	30	6
12/18/05	65	29	6
11/2/05	60	33	7
6/5/05	61	32	8
9/26/02	64	27	9
7/15/02	68	23	9
11/1/98	72	20	8
11/1/98 LV	73	23	5
10/18/98	68	20	11
10/18/98 LV	67	25	9
9/28/98	70	21	10
9/28/98 LV	71	23	6
7/12/98	70	18	12
1/19/98	74	19	7
4/5/95	65	25	9
10/31/94	51	38	11
10/23/94	49	43	8
9/11/94	53	35	12
6/26/94	59	31	10
3/27/94	62	26	12
1/17/93	60	29	11
4/9/92	47	39	13
3/18/92	49	40	11
2/2/92	56	32	12
12/15/91	60	28	12
10/21/91	64	27	9
6/2/91	61	26	14
10/14/90	64	29	7
5/23/89	71	18	11



8. Overall, which party, the (Democrats) or the (Republicans), do you trust to do a better job in coping with the main problems the nation faces over the next few years?

	Democrats	Republicans	Both (vol.)	Neither (vol.)	No opinion
1/26/06	51	37	1	8	3
12/18/05	47	42	1	8	2
11/2/05	49	37	3	9	3
6/5/05	46	41	1	9	2
8/11/03	39	40	3	10	7
12/15/02	41	44	2	11	2
10/27/02 LV	39	51	2	5	2
9/26/02	39	46	3	8	4
9/26/02 LV	42	49	1	7	2
7/15/02	42	45	2	7	4
1/27/02	40	44	3	10	4
4/22/01	47	40	4	7	3
7/23/00	42	42	2	9	6
9/2/99	45	39	4	9	4
6/6/99	45	35	3	13	5
3/14/99	47	37	5	9	3
2/14/99	48	37	4	7	4
10/18/98	44	36	3	12	6
10/18/98 LV	43	42	3	10	2
9/28/98	49	38	2	8	3
9/28/98 LV	45	44	1	8	2
8/21/98	48	36	4	9	3
7/12/98	45	38	3	8	6
1/31/98	47	37	4	6	7
1/19/98	45	42	2	7	4
7/8/97	44	37	2	14	3
9/15/96 RV	45	38	3	11	3
8/5/96	43	38	3	11	3
6/30/96	46	37	3	12	3
5/22/96	47	38	3	10	3
11/6/94 RV	41	39	2	12	6
10/31/94	43	43	2	8	4
10/23/94	39	40	3	15	3
9/11/94	43	40	4	11	3
6/26/94	41	36	3	14	5
2/27/94	46	32	4	16	3
11/14/93	42	39	3	11	4
1/17/93	49	28	5	13	5
7/8/92	48	38	1	8	4
6/7/92	43	37	3	11	6
3/11/92	45	37	1	11	5
3/8/92	51	36	1	7	5
2/2/92	49	39	2	7	3
12/15/91	39	37	3	15	6
10/21/91	39	40	3	13	5

9. Do you think the country should go in the direction (Bush wants to lead it), go in the direction (the Democrats in Congress want to lead it), or what?

	Bush	Democrats	Other (vol.)	Neither (vol.)	No dif. (vol.)	No opin.
1/26/06	35	51	4	5	3	2
1/16/05	45	39	3	6	2	5
12/19/01	54	28	4	9	6	0
9/9/01	41	42	4	6	1	5
7/30/01	42	43	4	6	3	3

6/3/01	40	42	5	7	3	3
4/22/01	46	36	4	6	3	4

10. Would you describe the state of the nation's economy these days as excellent, good, not so good or poor?

	--- Excellent/Good ----			---- Not so good/Poor ----			No
	NET	Excellent	Good	NET	Not so good	Poor	op.
1/26/06	40	5	35	60	37	23	*
12/18/05	45	5	39	55	38	17	*
11/2/05	35	3	32	65	36	29	*
9/11/05	40	3	37	59	37	22	1
6/5/05	44	3	40	56	38	19	*
4/24/05	37	2	35	63	44	20	*
9/26/04 RV	46	3	43	53	38	15	1
8/29/04 RV	45	3	41	55	37	18	*
7/25/04	46	4	42	53	39	14	*
6/20/04	45	4	41	55	38	17	*
4/18/04	43	4	39	57	39	18	*
3/7/04	39	2	37	60	38	22	1
1/18/04	42	3	39	58	42	16	0
12/21/03	42	4	39	57	41	16	1
10/29/03	33	1	32	67	45	23	*
9/13/03	30	2	27	70	45	25	*
8/11/03	32	2	30	68	43	25	*
4/30/03	35	1	34	64	46	19	*
2/9/03	28	1	27	72	49	23	*
1/20/03	25	1	25	74	48	26	1
12/15/02	35	1	33	65	44	21	1
11/4/02 LV	28	1	27	72	55	17	1
11/3/02 LV	27	1	26	72	56	17	1
11/2/02 LV	29	1	28	71	54	17	*
9/26/02	31	2	28	69	50	19	*
7/15/02	39	3	36	61	44	17	1
2/21/02	30	1	29	69	51	18	*
1/27/02	31	1	29	69	50	19	*
9/20/01	38	3	35	60	47	14	2
9/9/01	33	1	32	66	47	19	*
7/30/01	50	3	46	50	39	12	*
4/22/01	50	3	47	50	40	9	*
1/15/01	70	10	59	29	24	6	1
10/27/00 LV	86	24	61	14	11	3	*
10/26/00 LV	86	24	61	14	11	3	*
6/11/00	74	17	57	26	19	6	*
2/27/00	80	25	55	20	14	5	*
10/31/99	74	18	56	26	18	7	1
9/2/99	76	19	57	23	16	6	1
3/14/99	80	22	58	19	15	4	1
11/1/98	73	12	61	26	21	5	1
11/1/98 LV	78	13	65	22	19	3	*
10/13/97	61	12	49	39	27	11	*

11. Which political party, the (Democrats) or the (Republicans), do you trust to do a better job (ITEM)?

1/26/06 - Summary Table

	Democrats	Republicans	Both (vol.)	Neither (vol.)	No op.
a. handling the situation in Iraq	47	40	1	9	2

b. standing up to lobbyists and special interest groups	46	27	1	20	5
c. handling the economy	55	37	2	5	2
d. handling the U.S. campaign against terrorism	41	46	2	6	4

Trend:

a. handling the situation in Iraq

	Democrats	Republicans	Both (vol.)	Neither (vol.)	No op.
1/26/06	47	40	1	9	2
12/18/05	47	44	2	6	2
11/2/05	48	37	2	11	2
12/15/02*	30	56	4	7	3
10/27/02 LV	31	58	3	4	4
9/26/02 LV	30	61	3	3	2
9/26/02	33	52	6	4	6
*12/15/02 and previous: "The situation with Iraq and Saddam Hussein"					

b. standing up to lobbyists and special interest groups

	Democrats	Republicans	Both (vol.)	Neither (vol.)	No op.
1/26/06	46	27	1	20	5
12/18/05	42	34	2	17	5

c. handling the economy

	Democrats	Republicans	Both (vol.)	Neither (vol.)	No op.
1/26/06	55	37	2	5	2
11/2/05	56	34	1	8	1
12/15/02	44	45	4	6	1
10/27/02* LV	43	48	3	3	2
9/26/02 LV	50	41	3	5	1
9/26/02	47	39	3	6	5
*10/27/02 and previous: "The economy and jobs"					

d. handling the U.S. campaign against terrorism

	Democrats	Republicans	Both (vol.)	Neither (vol.)	No op.
1/26/06	41	46	2	6	4
11/2/05	42	42	4	10	3
12/15/02	25	61	5	6	2
10/27/02* LV	26	61	4	5	4
9/26/02 LV	34	52	4	7	3
9/26/02	30	51	6	6	8
*10/27/02 and previous: "The war on terrorism"					

12. Which political party, the (Democrats) or the (Republicans), do you think (ITEM):

1/26/06 - Summary Table

	Democrats	Republicans	Both (vol.)	Neither (vol.)	No op.
a. has stronger leaders	41	47	3	6	3
b. has better ideas	51	35	6	6	3

Trend where available:

a. has stronger leaders

	Democrats	Republicans	Both (vol.)	Neither (vol.)	No op.
1/26/06	41	47	3	6	3
11/2/05	35	51	5	8	2

b. No trend.

13. Do you think it is better for the country to have a president (who comes from the same political party that controls Congress), or do you think it is better to have a president (from one political party and Congress controlled by another)?

	Same party	Different party	No difference/ no opinion
1/26/06	45	44	10
7/15/02	41	45	14
4/7/02*	43	42	15
9/10/01*	43	45	12
10/9/00*	48	40	12
11/22/81	47	34	19

\*Gallup.

14. For each issue I name, please tell me what kind of priority you think Bush and the Congress should give it - the highest priority, a high priority but not the highest, or a lower priority than that?

1/26/06 - Summary Table\*

	NET	----- High ----- Highest	High	Lower	None (vol.)	No op.
a. The economy	96	52	45	3	*	*
b. The situation in Iraq	90	60	30	9	1	1
c. The U.S. campaign against terrorism	93	59	34	6	*	1
d. Social Security	91	41	51	8	1	*
e. Taxes	82	27	54	17	*	1
f. Global warming	62	26	37	35	1	1
g. Immigration issues	69	27	42	29	2	1
h. Health care	95	53	41	5	0	*
i. Reducing government spending	88	43	45	10	*	1
j. The federal budget deficit	88	38	50	11	0	1
k. Education	93	47	46	6	*	*
l. Prescription drug benefits for the elderly	87	32	55	12	1	0
m. Federal disaster preparedness	88	36	52	11	*	*
n. Lobbying reform	62	16	46	34	1	4

\*Full sample asked items a-c; half sample asked d-i, other half asked j-n.

Trend where available:

a. The economy

	NET	Highest	High	Lower	None (vol.)	No op.
1/26/06	96	52	45	3	*	*
1/16/05	94	43	51	5	0	1
4/30/03	95	56	39	4	*	1

b. The situation in Iraq

	NET	Highest	High	Lower	None (vol.)	No op.
1/26/06	90	60	30	9	1	1
1/16/05	91	61	30	7	*	1
4/30/03	83	29	54	15	*	1

c. The U.S. campaign against terrorism

	NET	Highest	High	Lower	None (vol.)	No op.
1/26/06	93	59	34	6	*	1
1/16/05	93	52	41	6	*	1
4/30/03	93	48	45	7	0	1

d. Social Security

	NET	Highest	High	Lower	None (vol.)	No op.
1/26/06	91	41	51	8	1	*
1/16/05	90	35	55	10	0	*
4/30/03	88	34	54	12	*	*

e. Taxes

	NET	Highest	High	Lower	None (vol.)	No op.
1/26/06	82	27	54	17	*	1
1/16/05	80	19	60	19	*	1
4/30/03	82	30	51	17	*	2

f. No trend.

g. Immigration issues

	NET	Highest	High	Lower	None (vol.)	No op.
1/26/06	69	27	42	29	2	1
1/16/05	68	20	49	28	1	2

h. Health care

	NET	Highest	High	Lower	None (vol.)	No op.
1/26/06	95	53	41	5	0	*
1/16/05	94	40	54	5	*	1

Compare to: The cost, availability, and coverage of health insurance

	NET	Highest	High	Lower	None (vol.)	No op.
4/30/03	89	50	40	10	*	*

i. No trend.

j. The federal budget deficit

	NET	----- High ----- Highest	High	Lower	None (vol.)	No op.
1/26/06	88	38	50	11	0	1
1/16/05	89	32	57	9	0	1

k. Education

	NET	----- High ----- Highest	High	Lower	None (vol.)	No op.
1/26/06	93	47	46	6	*	*
1/16/05	95	44	52	4	0	1
4/30/03	94	49	45	5	1	*

l,m,n. No trend.

15 Previously released.

16. All in all, considering the costs to the United States versus the benefits to the United States, do you think the war with Iraq was worth fighting, or not? Do you feel that way strongly or somewhat?

	--- Worth fighting ---			--- Not worth fighting ---			No
	NET	Strongly	Somewhat	NET	Somewhat	Strongly	op.
1/26/06	44	32	12	55	13	42	1
1/8/06	43	30	13	55	12	43	2
12/18/05	46	33	14	52	11	42	1
11/2/05	39	25	13	60	12	48	1
8/28/05	46	33	12	53	9	44	1
6/26/05	46	33	13	53	10	43	1
6/5/05	41	29	12	58	12	46	1
4/24/05	44	31	13	54	12	42	2
3/13/05	45	34	11	53	11	42	2
1/16/05	44	32	12	55	10	45	1
12/19/04	42	31	11	56	10	47	2
10/3/04 LV	49	34	15	48	11	37	3
9/26/04 RV	46	35	12	51	8	42	3
9/8/04 RV	51	38	13	45	10	34	4
8/29/04 RV	48	34	14	50	11	39	2
7/25/04	49	36	13	48	11	37	3
6/20/04	47	32	14	52	13	39	2
5/23/04	48	35	13	50	13	37	1
5/6/04	49	NA	NA	47	NA	NA	5
4/18/04	51			47			2
3/7/04	52			44			3
2/11/04	48			50			2
1/18/04	56			41			3
12/21/03	59			39			2
12/14/03	53			42			5
11/16/03	52			44			4
10/29/03	54			44			2
10/13/03	54			44			2
9/13/03	61			37			2
9/7/03	54			42			4
8/24/03	57			37			5
8/11/03	61			35			4
7/10/03	57			40			3
6/22/03	64			33			3
4/30/03	70	"	"	27	"	"	4
2/2/92*	66	NA	NA	32	NA	NA	2
7/28/91	67			30			3
6/2/91	70			26			3

3/4/91 86 " " 13 " " 1  
 \*2/2/92 and previous: "the Persian Gulf war"; 3/4/91: "this war"

17. Do you think the war with Iraq has or has not contributed to the long-term security of the United States? IF YES: Has it contributed to the long-term security of the United States a great deal, or somewhat?

	----- Contributed -----			Has	No
	NET	Great deal	Somewhat	not	opin.
1/26/06	53	32	21	45	1
12/18/05	54	32	22	44	2
11/2/05	46	25	21	52	2
8/28/05	49	29	20	49	2
6/26/05	52	31	22	46	1
6/5/05	47	24	22	52	1
3/13/05	52	29	23	46	2
1/16/05	50	30	21	47	3
12/19/04	51	27	23	46	4
10/3/04 LV	53	32	22	42	4
9/26/04 RV	54	36	18	42	4
9/8/04 RV	57	36	22	40	3
8/29/04 RV	54	33	20	42	4
7/25/04	51	32	19	45	3
6/20/04	51	28	23	46	2
5/23/04	54	30	24	43	3
4/18/04	57	33	24	40	3
3/7/04	57	29	29	40	3
2/11/04	58	32	26	38	4
1/18/04	59	34	25	38	3
12/21/03	62	34	29	34	4
7/10/03*	62	33	29	35	3

\*"did or did not"

18. How much confidence do you have in the ability of the U.S. government to prevent further terrorist attacks against Americans in this country: a great deal, a good amount, only a fair amount or none at all?

	----- Confident -----			---- Not confident ----			No
	NET	Grt.deal	Good amt.	NET	Fair amt.	None	opin.
1/26/06	50	19	31	49	39	11	*
9/11/05	41	14	27	59	41	18	*
8/21/05	42	14	28	57	43	15	*
9/8/04 RV	52	16	35	47	39	8	1
9/7/03	45	14	31	55	48	7	1
9/8/02	50	12	38	49	43	6	*
7/15/02	46	13	33	54	45	9	*
6/9/02	44	14	30	55	44	11	*
5/19/02	46	17	29	52	42	10	2
3/10/02	55	18	38	44	39	5	*
1/27/02	57	18	40	42	37	6	1
11/27/01	63	24	39	36	32	5	1
11/6/01	52	17	35	47	40	7	1
9/11/01	66	35	31	32	30	2	1
6/2/97	35	10	26	62	52	10	3
8/5/96	35	12	23	65	49	16	*
5/14/95	36	12	24	63	51	12	1
4/20/95	37	13	24	62	51	11	1
6/28/93	59	22	37	41	32	8	1
4/3/89	46	16	30	54	38	16	*

19. Compared to before September 11, 2001, do you think the country today is safer from terrorism or less safe from terrorism? IF SAFER: Would you say the country is much safer or somewhat safer?

		----- Safer -----		Less	No diff.	No
	NET	Much	Somewhat	safe	(vol.)	opin.
1/26/06	64	24	41	30	6	*
8/21/05	49	14	35	38	11	2
10/3/04 LV	62	29	33	29	7	2
9/26/04 LV	59	25	34	33	6	2
RV	59	24	35	34	5	2
9/8/04 RV	64	26	38	28	5	3
8/29/04 RV	60	24	36	31	7	2
1/18/04	67	28	39	24	8	1
9/7/03	67	24	42	27	4	2

20 Previously released.

21. On another subject: as you may know, the National Security Agency has been investigating people suspected of involvement with terrorism by secretly listening in on telephone calls and reading e-mails between some people in the United States and other countries, without first getting court approval to do so. Would you consider this wiretapping of telephone calls and e-mails without court approval as an acceptable or unacceptable way for the federal government to investigate terrorism? Do you feel that way strongly or somewhat?

	----- Acceptable -----			----- Unacceptable -----			No
	NET	Strongly	Somewhat	NET	Somewhat	Strongly	opin.
1/26/06	56	38	17	43	10	33	1
1/8/06	51	35	15	47	14	33	2

22-24 Previously released.

25 Held for release.

\*\*\*END\*\*\*