



National Survey
Presented To:
Congressman Eric Cantor
Republican House Whip Team

By:
John McLaughlin
January 21, 2009

On the web
www.mclaughlinonline.com

Methodology:

This poll of 1,000 likely general election voters in the United States was conducted between January 14-15, 2009. All interviews were conducted via telephone by professional interviewers. Interview selection was random within predetermined election units – in this case, the fifty states. These units were structured to correlate with actual voter turnout in a general election.

This poll of 1,000 likely general election voters has an accuracy of +/- 3.1% at a 95% confidence interval.

Major Findings

- 1. President Obama is very popular, but Congressional Democratic leaders Pelosi, Reid and Rangel are not popular.**
- 2. The majority of voters believe that using tax cuts to create jobs is a better way to stimulate the economy rather than borrowing money to increase spending and raising the federal deficit.**
- 3. The working group proposal to provide small business tax cuts is very popular.**
- 4. Speaker Pelosi and the Congressional Democrats want to spend our way out of the recession and raise the deficit. Holding the line on the federal deficit is a must.**

Major Findings

Barack Obama's Popular Honeymoon Extends to his Proposals, but There are Some Weaknesses:

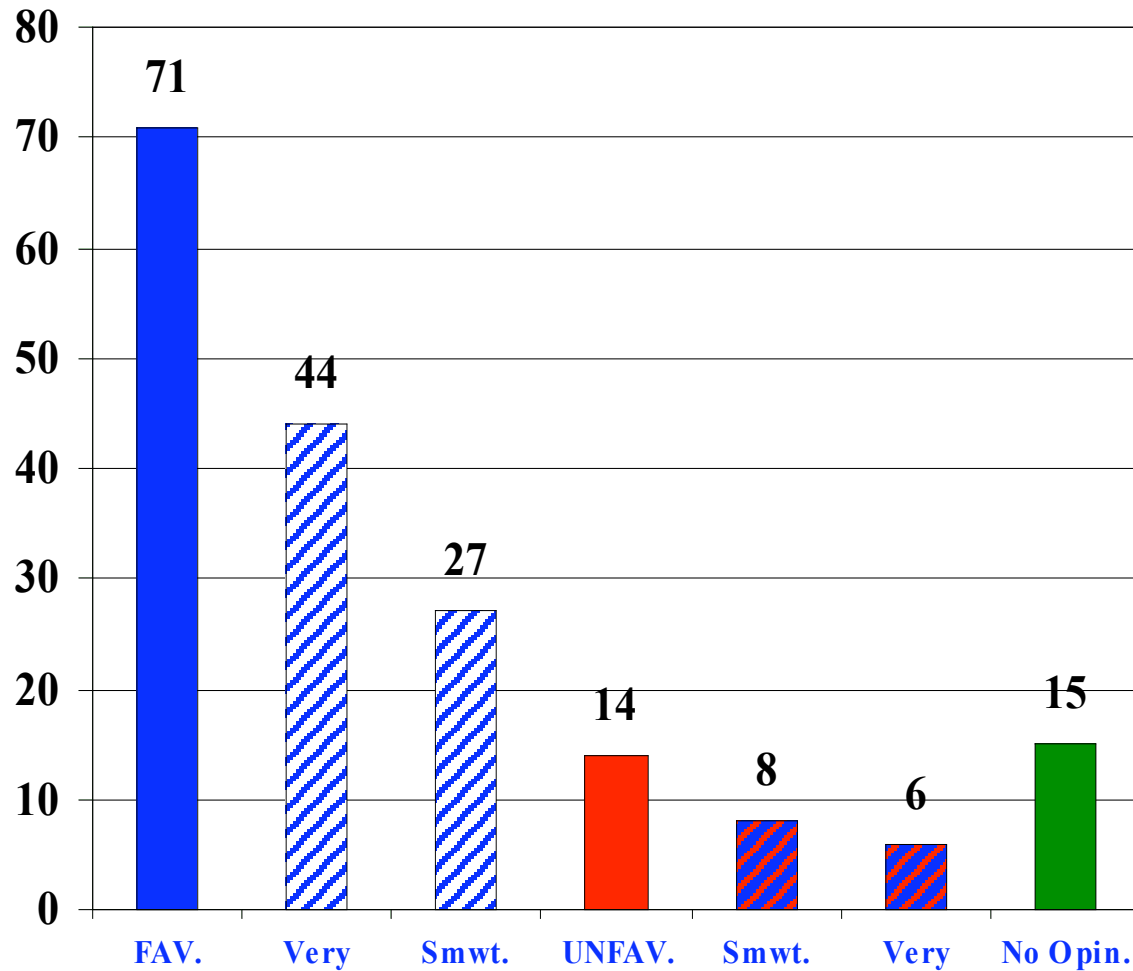
- * Overall, 64% of voters approve of Barack Obama's economic recovery plan.
- * 46% to 38% voters disapprove of increasing the deficit by a trillion dollars.
- * The majority of voters 55%, agree the stimulus package is flawed by spending too much, \$250,000, to create a \$50,000 job.
- * 6 in 10 voters, 62%, disapprove of taking half of all people off the federal income tax rolls.
- * 7 in 10 voters, 71%, think its' unfair to give refund checks to people who do not pay federal income taxes.
- * 63% to 28% voters prefer to hold the line on federal government spending to cut the federal deficit rather than increasing government spending making the deficit over a trillion dollars a year.

Major Findings

6. The Majority of Voters Approve of the Alternative Republican Proposals Tested for the Economic Stimulus plan, Particularly Tax Cuts:

- * 86% approve of putting the entire economic stimulus package online.**
- * 82% approve of giving small businesses that employ less than 500 people a 10% federal tax cut to help small businesses retain and create new jobs.**
- * 70% approve of cutting corporate tax rates to create jobs.**
- * 67% approve of eliminating federal income taxes on unemployment benefits.**
- * 67% approve of cutting income taxes for all people who pay income taxes by an average of \$500 per family.**
- *61% approve of a \$7,500 tax credit for a new home purchase as long as the buyer puts 5% down.**
- *61% approve of requiring a guarantee that there will be no tax increases down the road as a result of temporarily increasing government spending.**

Opinion: Barack Obama



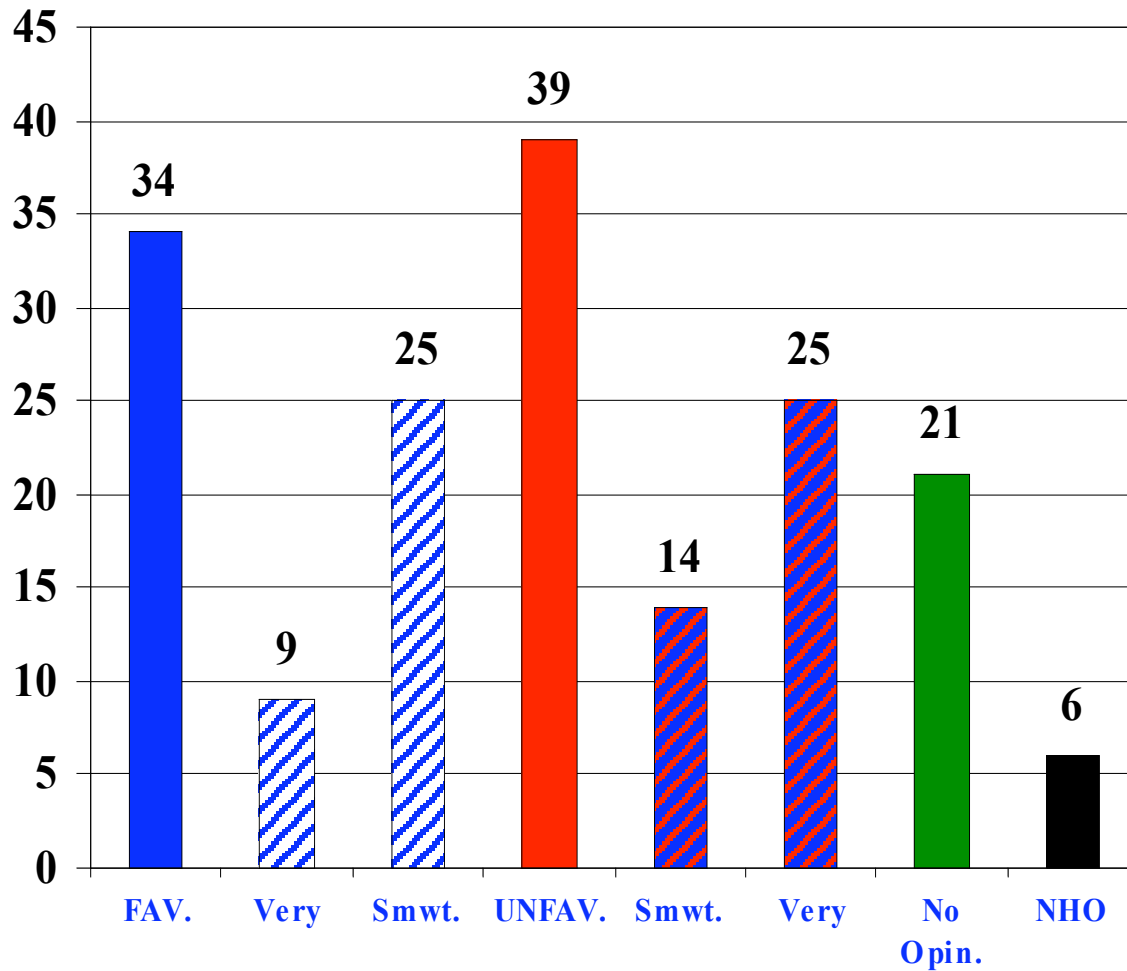
National
January 2009

6

McLaughlin & Associates
www.mclaughlinonline.com

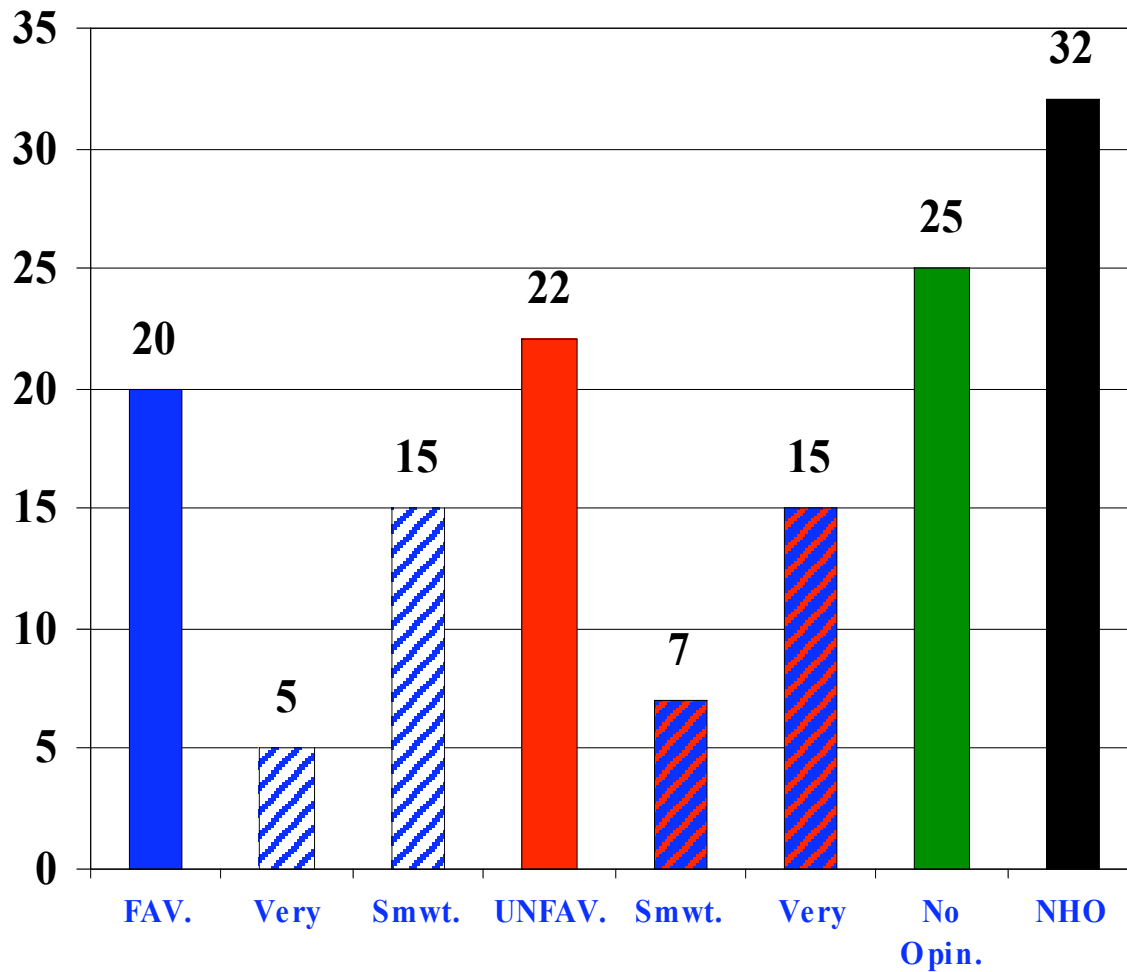
	Favorable	Unfavorable
East	78	10
Mid-West	69	15
South	69	15
West	72	14
Generic Vote Cong. Rep.	42	36
Generic Vote Cong. Dem.	96	1
Generic Vote Cong. Und.	68	8
Voted McCain 08	43	31
Voted Obama 08	97	0
Did not Vote 08	93	3
Republican	42	33
Democrat	94	2
Independent	73	8
Approve Obama's Econ plan	90	4
Disapprove Obama's Econ plan	26	49
Liberal	89	4
Moderate	81	6
Conservative	53	26
Ticketplitter	74	8
Income: Under \$60,000	74	12
Income: Over \$60,000	71	17
White	68	16
Black	90	1
Hispanic	81	8
Under 55	73	15
Over 55	70	12
Men	69	15
Women	74	12

Opinion: Nancy Pelosi



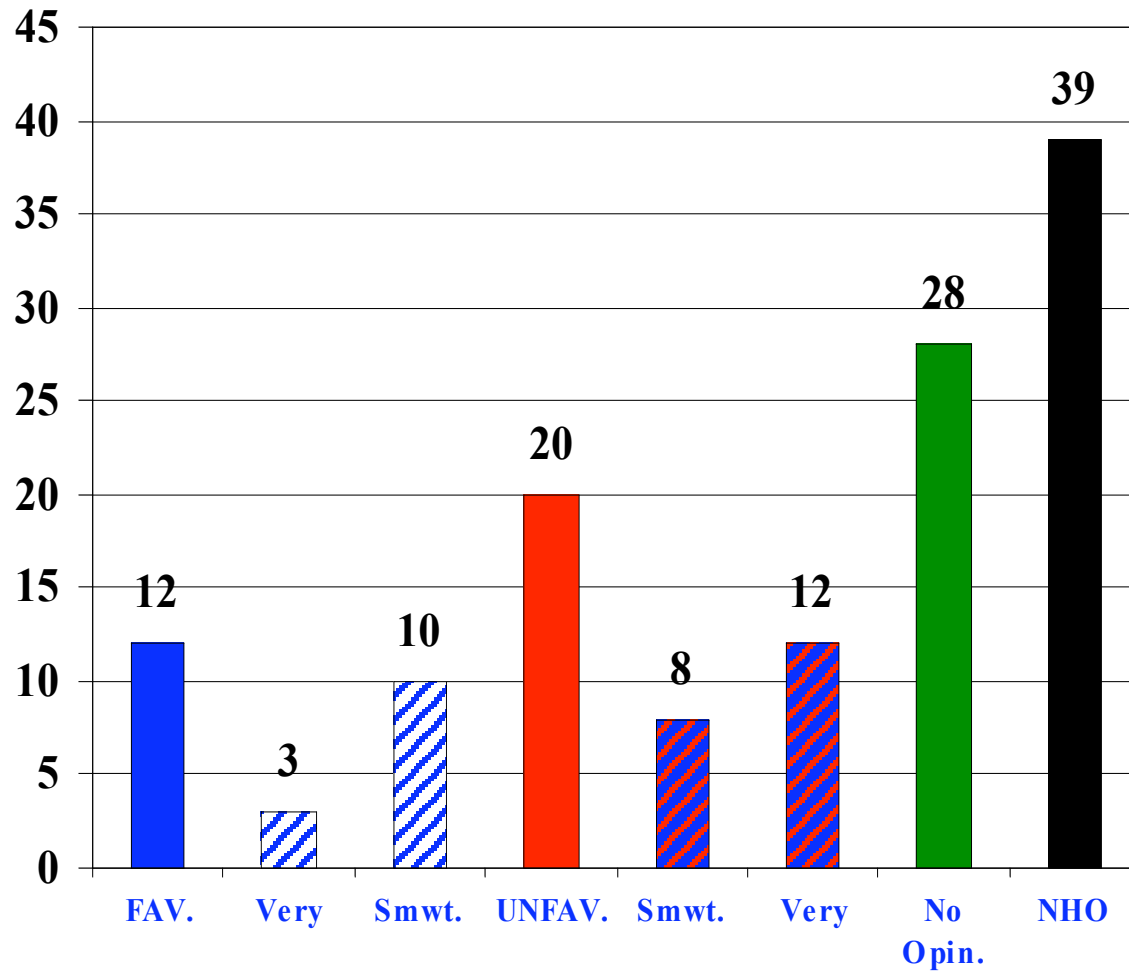
	Favorable	Unfavorable
East	32	38
Mid-West	33	41
South	32	38
West	42	39
Generic Vote Cong. Rep.	11	70
Generic Vote Cong. Dem.	57	16
Generic Vote Cong. Und.	25	37
Voted McCain 08	13	65
Voted Obama 08	53	18
Did not Vote 08	40	17
Republican	13	66
Democrat	54	14
Independent	31	43
Approve Obama's Econ plan	46	26
Disapprove Obama's Econ plan	10	73
Liberal	52	18
Moderate	38	34
Conservative	20	56
Ticketplitter	31	38
Income: Under \$60,000	35	36
Income: Over \$60,000	34	43
White	32	45
Black	50	6
Hispanic	39	23
Under 55	36	35
Over 55	32	44
Men	34	45
Women	34	33

Opinion: Harry Reid



	Favorable	Unfavorable
East	21	20
Mid-West	18	23
South	17	24
West	30	21
Generic Vote Cong. Rep.	9	42
Generic Vote Cong. Dem.	32	9
Generic Vote Cong. Und.	15	20
Voted McCain 08	9	39
Voted Obama 08	31	11
Did not Vote 08	10	10
Republican	10	39
Democrat	30	7
Independent	16	26
Approve Obama's Econ plan	26	14
Disapprove Obama's Econ plan	9	48
Liberal	30	10
Moderate	25	19
Conservative	11	33
Ticketplitter	18	22
Income: Under \$60,000	21	18
Income: Over \$60,000	19	27
White	20	24
Black	21	16
Hispanic	14	16
Under 55	18	16
Over 55	22	29
Men	20	28
Women	20	18

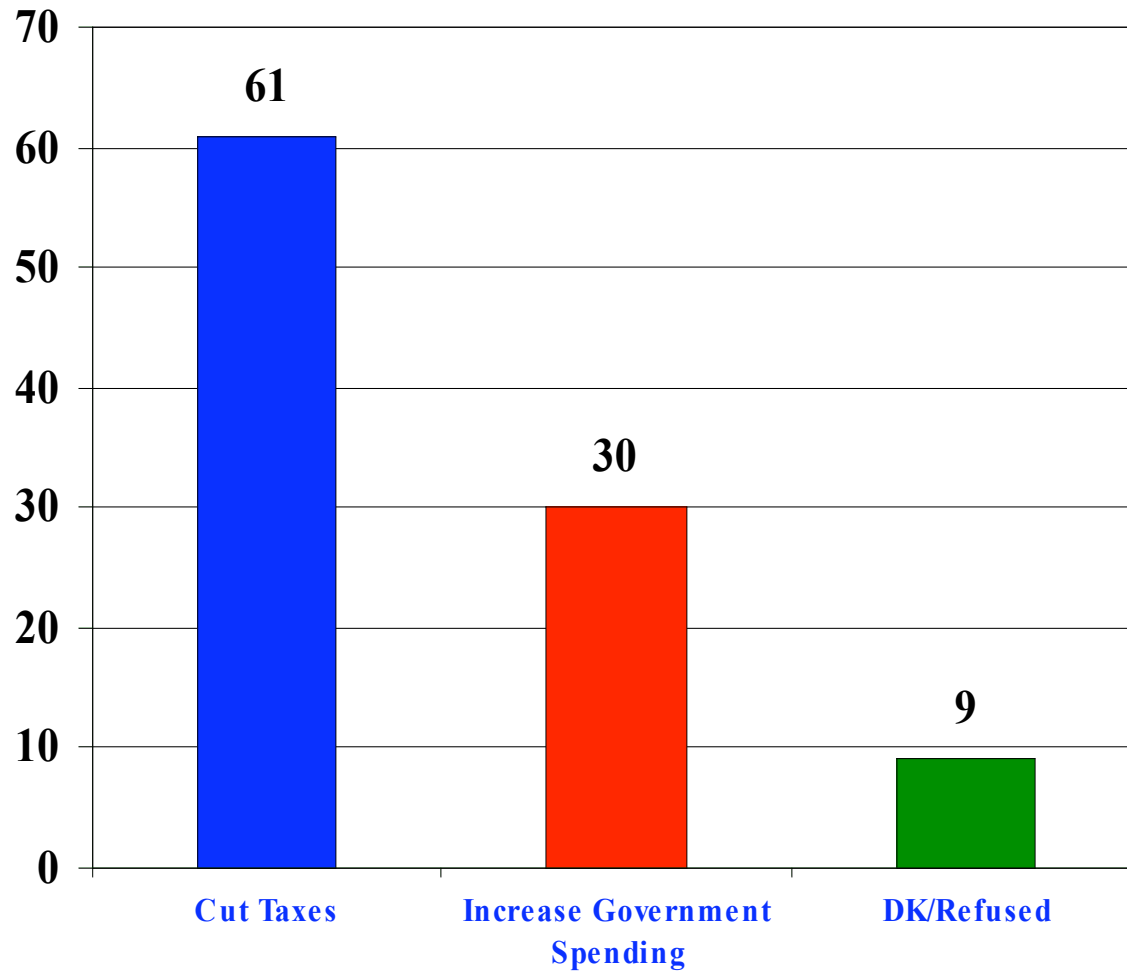
Opinion: Charlie Rangel



	Favorable	Unfavorable
East	13	16
Mid-West	11	20
South	12	21
West	15	21
Generic Vote Cong. Rep.	5	37
Generic Vote Cong. Dem.	20	8
Generic Vote Cong. Und.	9	18
Voted McCain 08	4	32
Voted Obama 08	19	11
Did not Vote 08	13	3
Republican	6	32
Democrat	20	9
Independent	9	23
Approve Obama's Econ plan	17	13
Disapprove Obama's Econ plan	4	39
Liberal	16	11
Moderate	16	17
Conservative	8	27
Ticketplitter	10	19
Income: Under \$60,000	14	16
Income: Over \$60,000	11	24
White	10	22
Black	24	10
Hispanic	14	18
Under 55	11	15
Over 55	14	25
Men	11	28
Women	14	13

Which do you believe is the best way to stimulate the economy and create jobs?

Cut taxes for businesses and individuals to create jobs. OR, Increase federal government spending for government programs to create jobs.



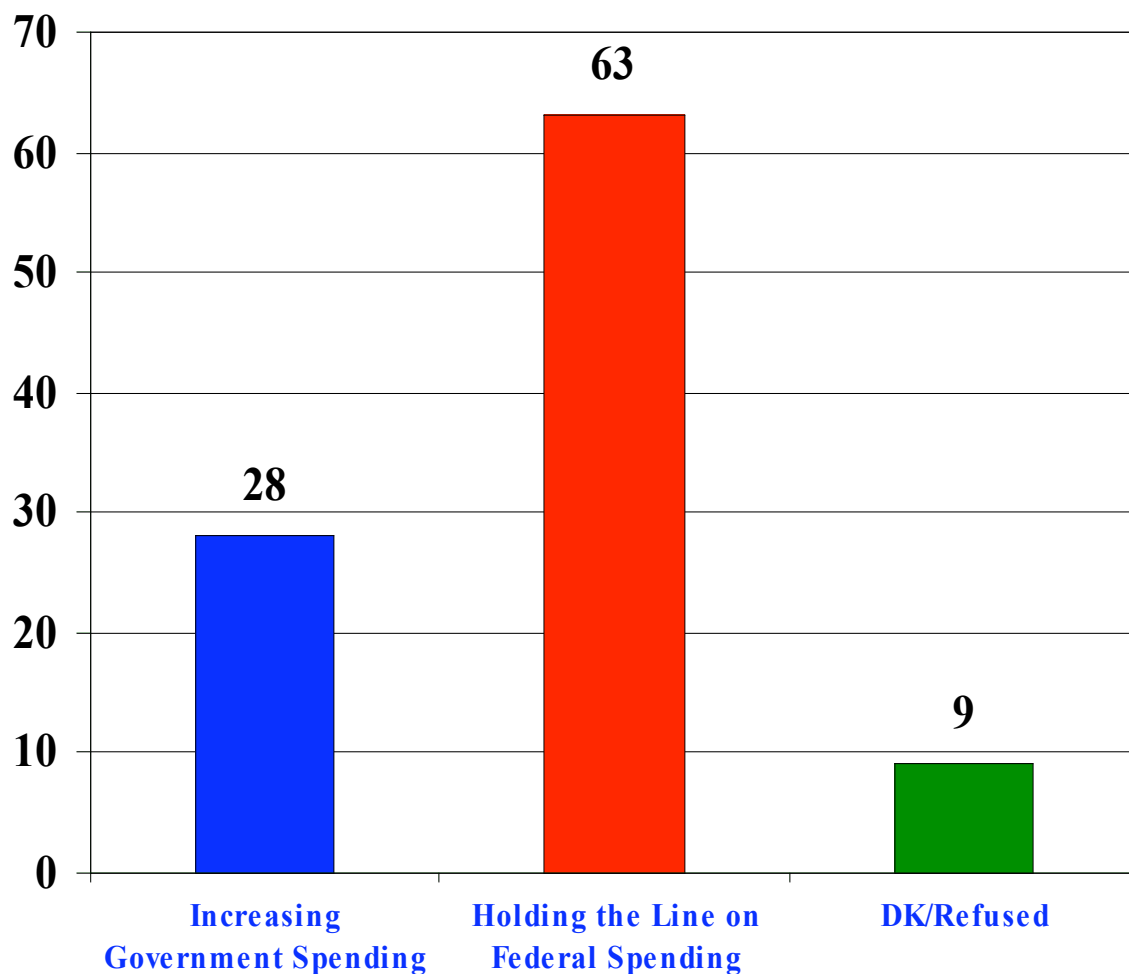
National
January 2009

10

McLaughlin & Associates
www.mclaughlinonline.com

	Taxes	Spending
East	60	30
Mid-West	56	31
South	66	27
West	57	36
Generic Vote Cong. Rep.	77	17
Generic Vote Cong. Dem.	46	45
Generic Vote Cong. Und.	65	22
Voted McCain 08	77	16
Voted Obama 08	48	43
Did not Vote 08	57	27
Republican	75	18
Democrat	51	40
Independent	61	30
Approve Obama's Econ plan	51	40
Disapprove Obama's Econ plan	84	9
Liberal	48	45
Moderate	55	33
Conservative	73	20
Ticket-splitter	64	27
Income: Under \$60,000	56	34
Income: Over \$60,000	66	26
White	63	28
Black	56	40
Hispanic	55	36
Under 55	61	30
Over 55	61	29
Men	62	30
Women	59	30

President-elect Obama says that the United States may have a deficit of over a trillion dollars for several years. In your opinion which is better for the economy? Increasing government spending making the deficit over a trillion dollars a year for several years. OR, Holding the line on federal government spending to cut the federal deficit



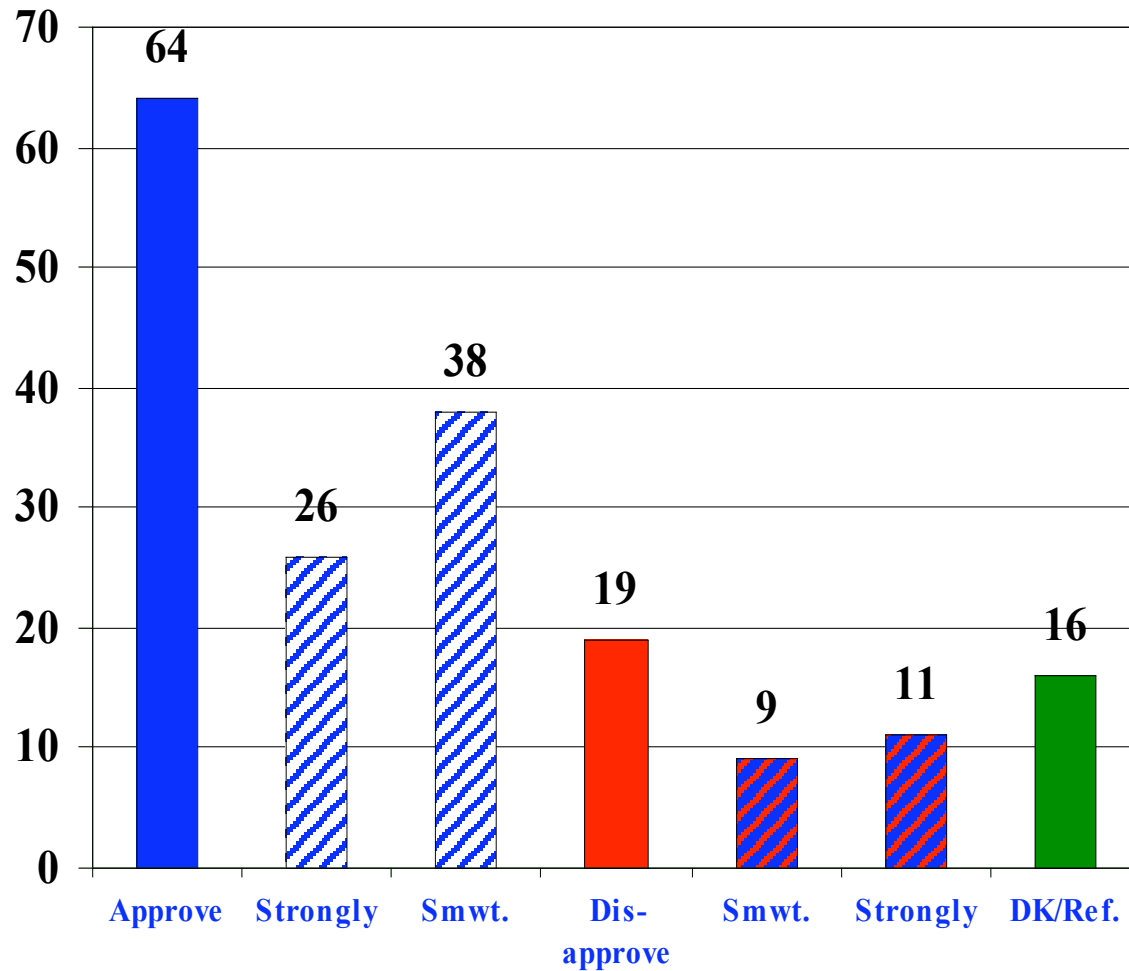
National
January 2009

11

McLaughlin & Associates
www.mclaughlinonline.com

	Increase	Hold Line
East	31	59
Mid-West	27	63
South	24	70
West	34	56
Generic Vote Cong. Rep.	18	77
Generic Vote Cong. Dem.	43	46
Generic Vote Cong. Und.	16	74
Voted McCain 08	16	77
Voted Obama 08	42	50
Did not Vote 08	10	67
Republican	18	78
Democrat	38	53
Independent	26	63
Approve Obama's Econ plan	37	54
Disapprove Obama's Econ plan	10	86
Liberal	37	54
Moderate	32	58
Conservative	20	73
Ticketsplitter	21	71
Income: Under \$60,000	29	63
Income: Over \$60,000	27	63
White	27	65
Black	33	60
Hispanic	26	59
Under 55	30	63
Over 55	25	64
Men	29	65
Women	28	62

From what you have heard or read, do you approve or disapprove of President-elect Barack Obama's Economic Recovery Plan?



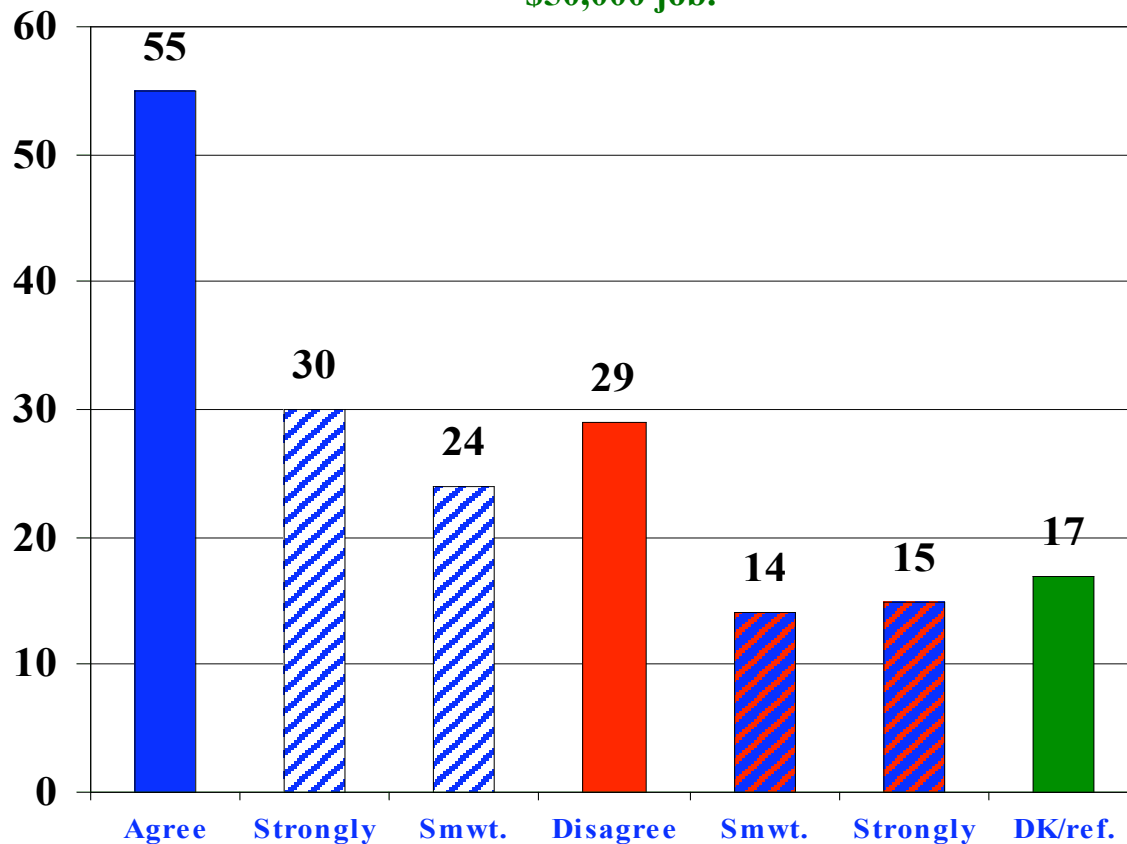
National
January 2009

12

McLaughlin & Associates
www.mclaughlinonline.com

	Approve	Disapprove
East	66	20
Mid-West	67	16
South	64	22
West	61	19
Generic Vote Cong. Rep.	37	45
Generic Vote Cong. Dem.	89	4
Generic Vote Cong. Und.	59	14
Voted McCain 08	36	40
Voted Obama 08	89	4
Did not Vote 08	87	0
Republican	38	41
Democrat	88	4
Independent	61	17
Approve Obama's Econ plan	100	0
Disapprove Obama's Econ plan	0	100
Liberal	82	8
Moderate	74	13
Conservative	47	33
Ticketplitter	63	17
Income: Under \$60,000	71	15
Income: Over \$60,000	61	25
White	59	23
Black	89	4
Hispanic	82	9
Under 55	69	20
Over 55	61	19
Men	60	23
Women	68	16

President-elect Obama and the Democrats are proposing a one trillion dollar stimulus package which they say will save or create 4 million jobs. That works out to over \$250,000 per job, but these government jobs will not average \$250,000 they will really average about \$45,000 to \$50,000 per job. Knowing this, would you agree or disagree with the following statement “This stimulus package is seriously flawed; the federal government should not spend \$250,000 per job to create a 45,000 to \$50,000 job.”



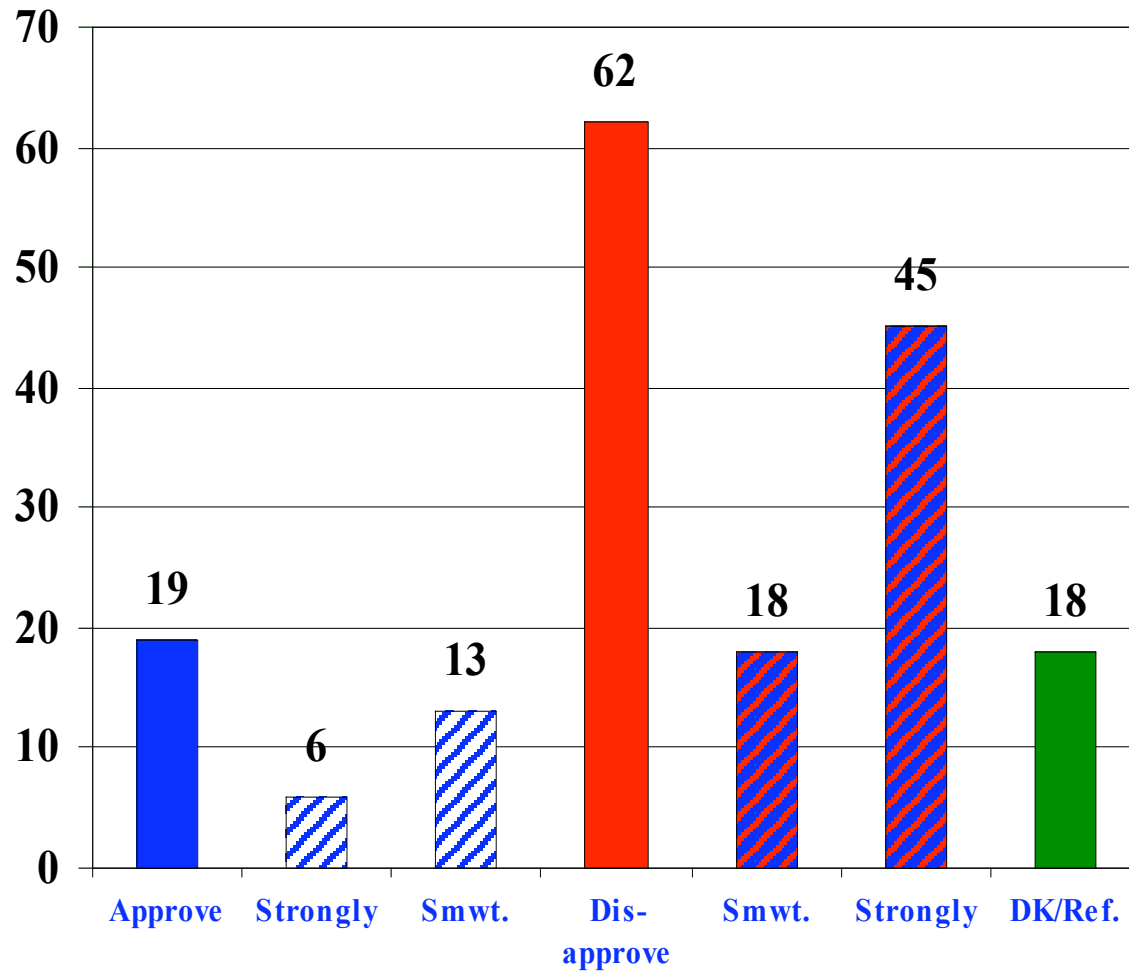
National
January 2009

13

McLaughlin & Associates
www.mclaughlinonline.com

	Agree	Disagree
East	58	26
Mid-West	50	30
South	55	29
West	56	30
Generic Vote Cong. Rep.	69	24
Generic Vote Cong. Dem.	48	31
Generic Vote Cong. Und.	48	33
Voted McCain 08	63	25
Voted Obama 08	49	31
Did not Vote 08	47	37
Republican	63	26
Democrat	50	30
Independent	53	33
Approve Obama's Econ plan	51	31
Disapprove Obama's Econ plan	68	24
Liberal	46	34
Moderate	51	30
Conservative	62	26
Ticketsplitter	53	34
Income: Under \$60,000	57	27
Income: Over \$60,000	54	32
White	56	28
Black	39	32
Hispanic	58	30
Under 55	56	29
Over 55	54	28
Men	57	33
Women	53	25

Do you approve or disapprove of taking half of all people in the United States off the federal income tax rolls?



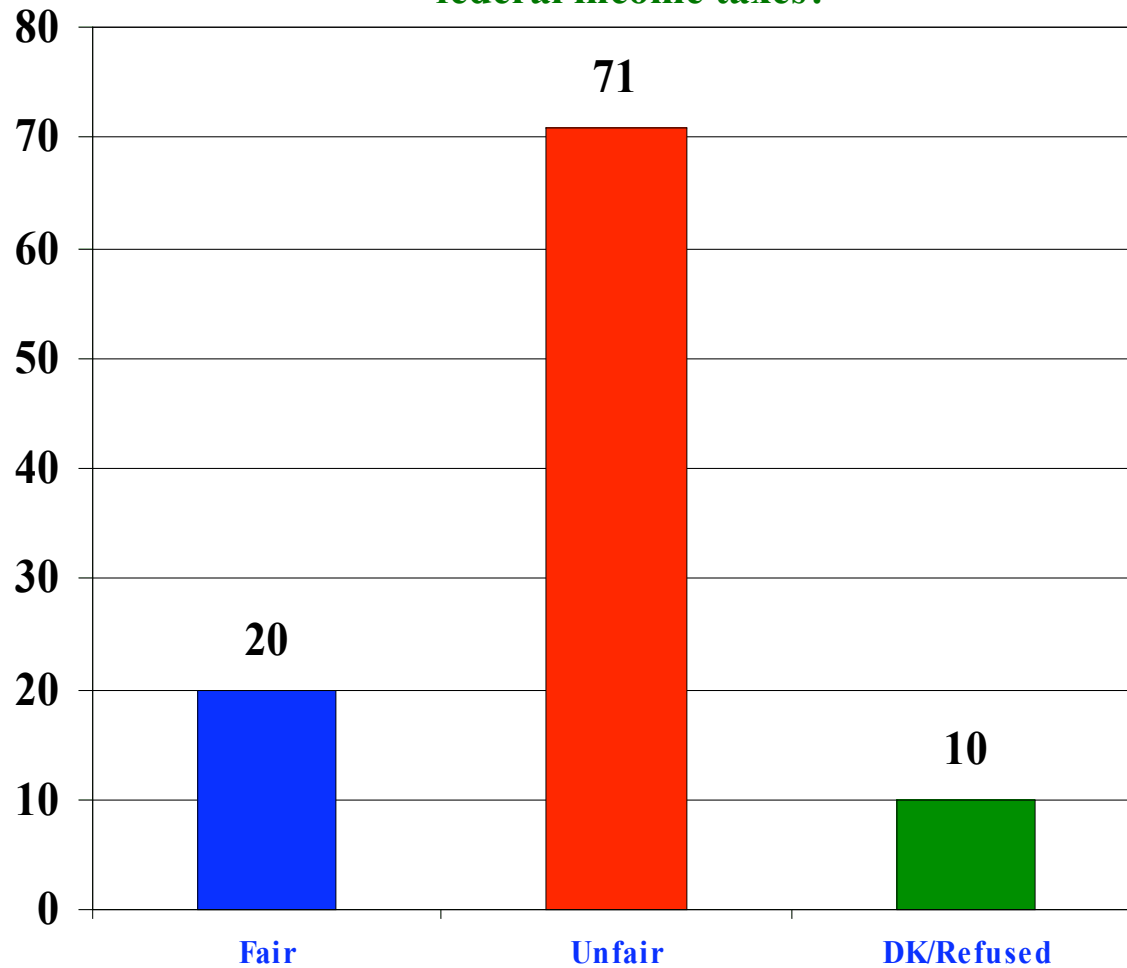
National
January 2009

14

McLaughlin & Associates
www.mclaughlinonline.com

	Approve	Disapprove
East	21	61
Mid-West	17	62
South	19	62
West	22	63
Generic Vote Cong. Rep.	17	63
Generic Vote Cong. Dem.	23	58
Generic Vote Cong. Und.	16	67
Voted McCain 08	14	67
Voted Obama 08	23	59
Did not Vote 08	30	60
Republican	17	64
Democrat	23	60
Independent	16	66
Approve Obama's Econ plan	23	60
Disapprove Obama's Econ plan	14	69
Liberal	21	62
Moderate	20	63
Conservative	18	63
Ticketplitter	15	69
Income: Under \$60,000	26	59
Income: Over \$60,000	16	66
White	16	66
Black	30	49
Hispanic	40	48
Under 55	22	60
Over 55	17	64
Men	18	65
Women	21	60

Also President-elect Obama wants to send checks of \$1,000 or \$500 to people who pay no federal income taxes as a –quote- “refundable tax credit”- end quote-. Do you think that is fair or unfair to give refund checks to people who do not pay federal income taxes?



**National
January 2009**

15

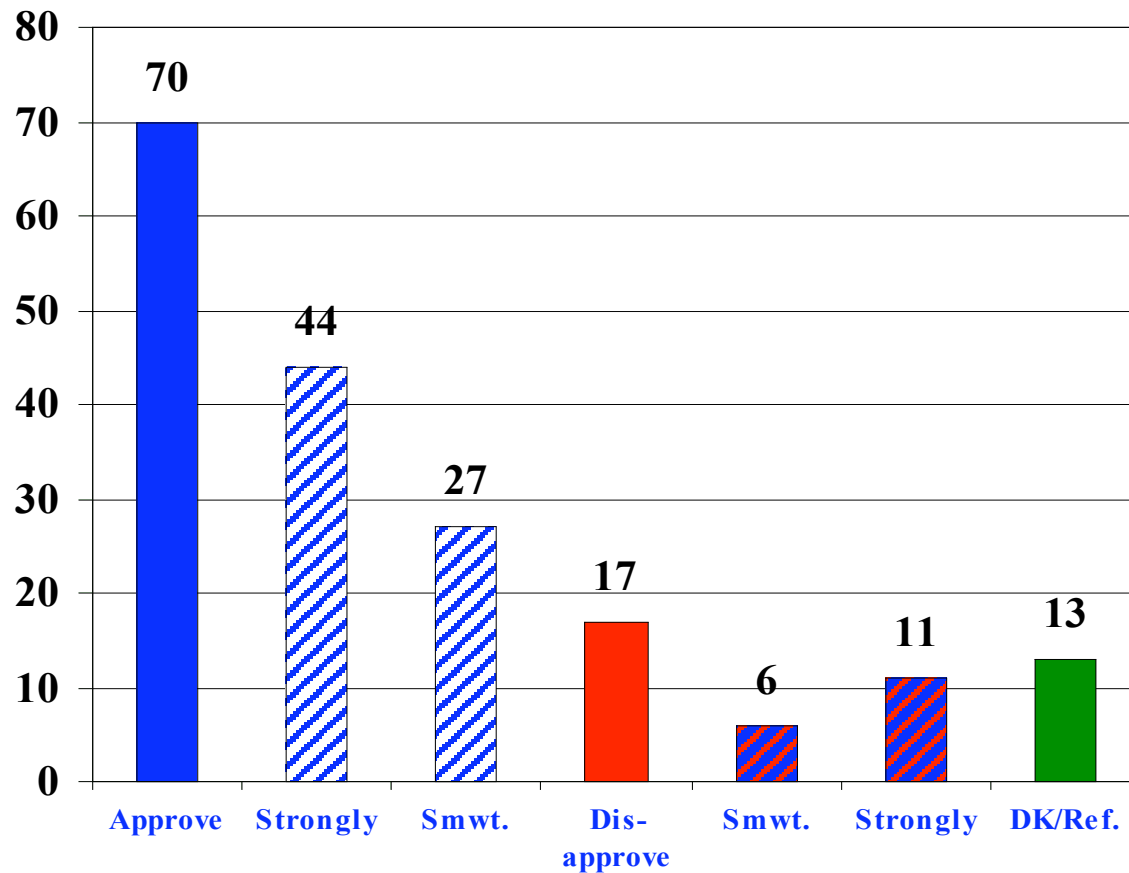
**McLaughlin & Associates
www.mclaughlinonline.com**

	Fair	Unfair
East	18	72
Mid-West	20	70
South	18	73
West	24	65
Generic Vote Cong. Rep.	13	83
Generic Vote Cong. Dem.	31	57
Generic Vote Cong. Und.	11	77
Voted McCain 08	11	84
Voted Obama 08	30	59
Did not Vote 08	17	73
Republican	11	82
Democrat	29	59
Independent	17	76
Approve Obama's Econ plan	26	63
Disapprove Obama's Econ plan	8	88
Liberal	29	58
Moderate	21	71
Conservative	14	79
Ticketsplitter	15	78
Income: Under \$60,000	25	68
Income: Over \$60,000	16	76
White	17	74
Black	32	52
Hispanic	23	67
Under 55	22	70
Over 55	17	73
Men	18	74
Women	22	68

**There are other proposals for the Economic Stimulus plan,
would you tell me whether you approve or disapprove of each?**

APPROVE/DISAPPROVE	TOTAL	GOP	DEM	IND.	Men	Women
A proposal to put the entire economic stimulus package online so everyone in the country would know what is in the bill.	86/8	84/11	89/6	86/8	87/8	85/8
A proposal to give every small business that employs less than 500 people a 10% federal tax cut to help small businesses retain and create new jobs.	82/12	82/13	85/9	80/15	82/14	83/10
Currently, the federal government taxes unemployment benefits, there is a proposal that would eliminate federal income taxes on unemployment benefits	67/23	64/26	74/18	61/29	67/24	68/22
A proposal to cut income taxes for all people who pay income taxes by an average of \$500 per family. This proposal would cut taxes for about 105 million people.	67/24	66/26	70/21	63/27	66/27	68/21
President-elect Obama wants to “temporarily” ramp up spending to stimulate the economy. There is a proposal requiring that this legislation must include a guarantee that there will be no tax increases down the road because of the increase in federal spending.	61/26	52/33	70/18	57/32	61/28	60/24
A \$7,500 tax credit for new home purchases as long as the buyer puts 5% down.	61/28	57/33	68/22	59/31	61/29	62/26

Currently, America has the second highest corporate income tax rate in the industrialized world, which is driving American jobs overseas. Knowing this, do you approve or disapprove of reducing the corporate tax rate from 35% to 25% to increase business investment, create more jobs and boost wages?



National
January 2009

17

McLaughlin & Associates
www.mclaughlinonline.com

	Approve	Disapprove
East	71	18
Mid-West	67	20
South	74	13
West	67	19
Generic Vote Cong. Rep.	84	9
Generic Vote Cong. Dem.	61	23
Generic Vote Cong. Und.	68	17
Voted McCain 08	82	11
Voted Obama 08	63	22
Did not Vote 08	73	10
Republican	83	10
Democrat	64	20
Independent	65	23
Approve Obama's Econ plan	66	20
Disapprove Obama's Econ plan	83	10
Liberal	63	21
Moderate	70	19
Conservative	78	13
Ticketsplitter	69	21
Income: Under \$60,000	73	15
Income: Over \$60,000	72	20
White	71	18
Black	65	17
Hispanic	68	11
Under 55	72	17
Over 55	69	18
Men	73	18
Women	68	17

Conclusions

- 1. Creating jobs through tax cuts is very popular.**
- 2. Voters want the Congress to hold the line on deficit spending.**
- 3. The small business tax cut is a winner.**