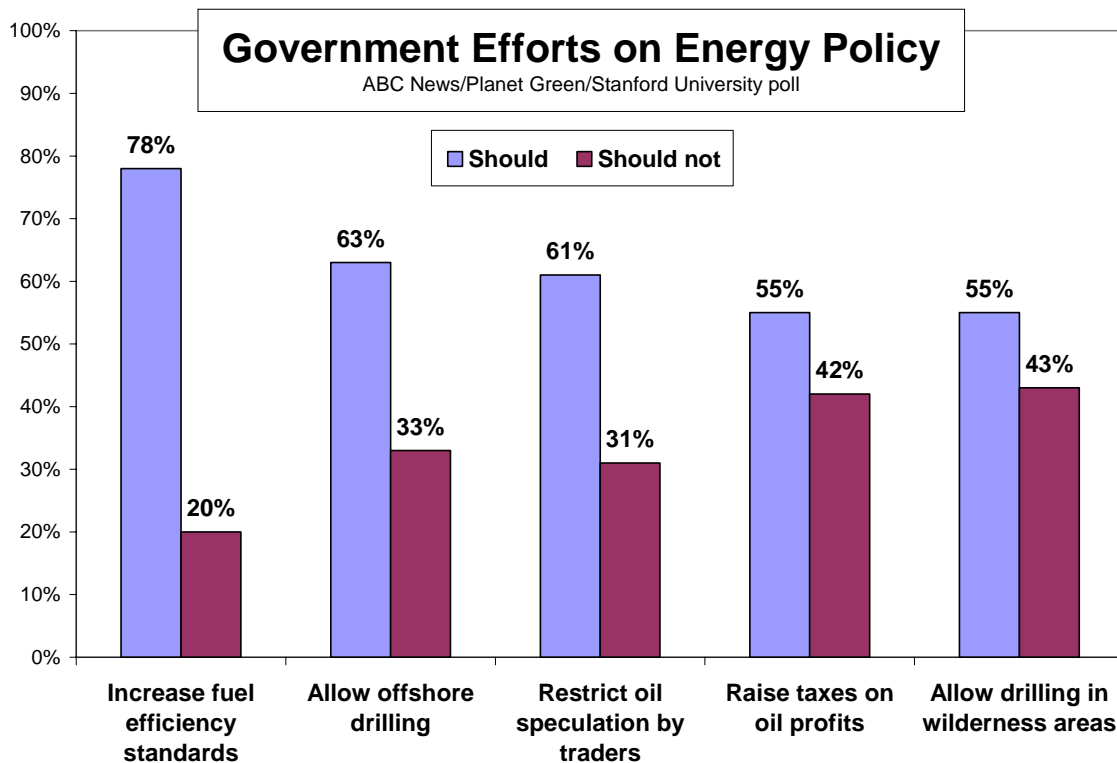


## **Fuel Costs Boost Conservation Efforts; 7 in 10 Reducing “Carbon Footprint”**

High energy prices are double-teaming with environmental concerns to prompt broad conservation efforts, with seven in 10 Americans saying they’re trying to reduce their “carbon footprint,” chiefly by driving less, using less electricity and recycling.

More controversial are policy responses to the nation’s energy problems: Majorities in this ABC News/Planet Green/Stanford University poll support oil drilling in protected coastal and wilderness areas. Most support higher taxes on oil company profits, stricter fuel efficiency rules for cars and controls on trading by investors that may affect gas prices. And 44 percent favor building nuclear plants – while not a majority, the most in 28 years.

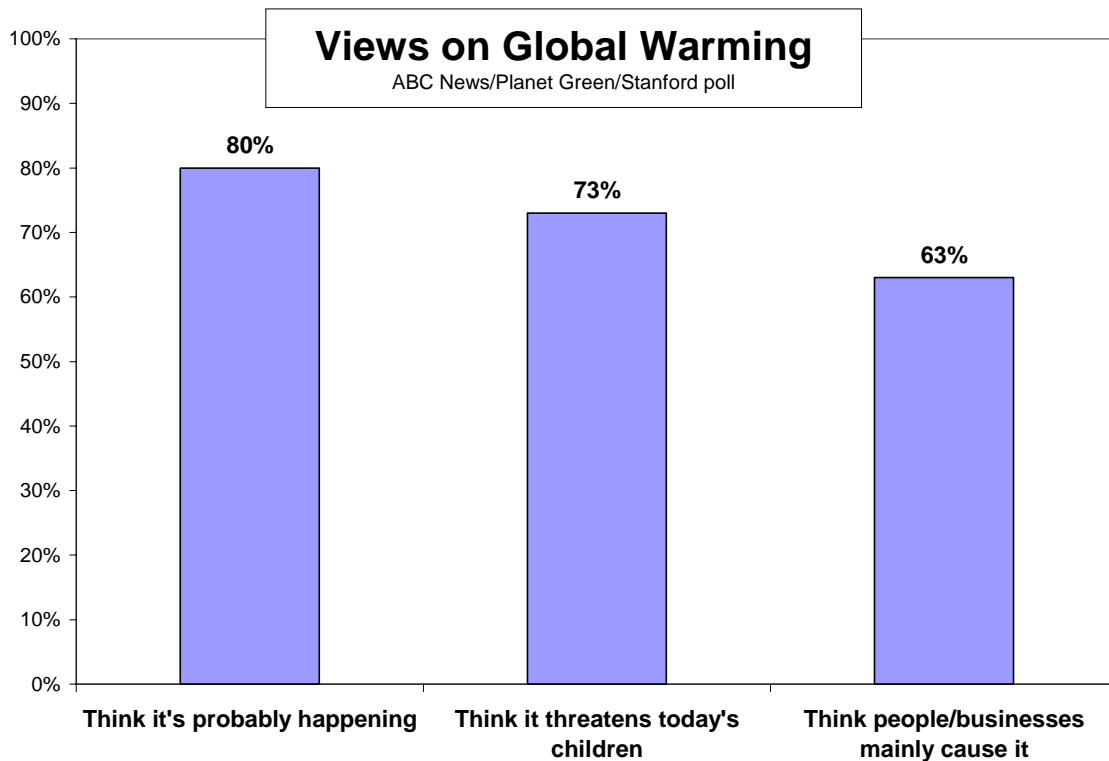


Overall, even with broad conservation efforts underway, 64 percent now rate “finding new energy sources” as more important than improving conservation – up 9 points since 2001. Previous polls have shown broadest support for alternative energy such as wind, solar and hydro power; today’s support for oil drilling, and lessened objection to nuclear power, indicate the level of concern raised by the current energy situation.

WARMING – Another element is global warming; with concern still running high – albeit slightly down from a year ago – most Americans support a so-called cap-and-trade system intended to limit greenhouse gas emissions. And two-thirds say the U.S. government should act on global warming even if other countries do less.

Nearly three-quarters believe global warming can be reduced only if individuals make major changes in their lifestyles. Fewer, though, 44 percent, think addressing the issue also will cause them financial hardship, and fewer still foresee “serious” hardship.

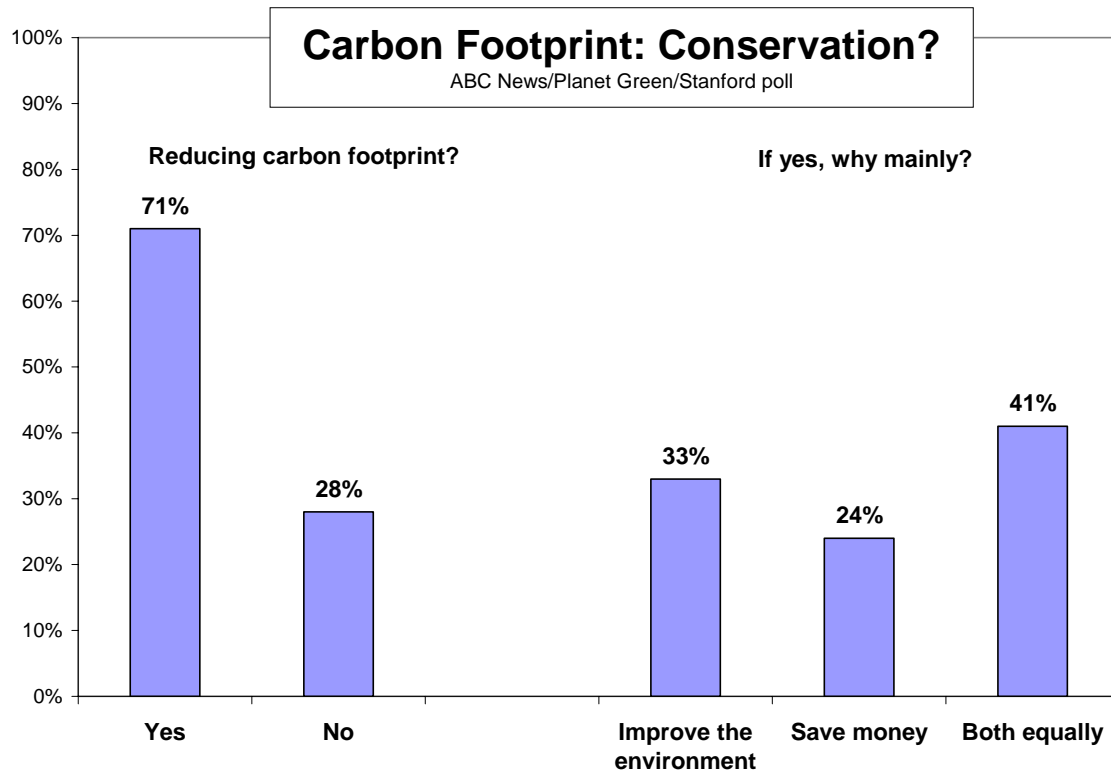
Many do see reason to act: Eight in 10 believe both that global warming is happening and that it poses a threat to future generations, and about six in 10 think it’s caused mainly by things people or businesses do.



Overall, 56 percent of Americans give a negative rating to “the condition of the natural environment in the world today.” And environmentalism remains a political plus: People by 42 percent to 6 percent say they’d be more likely, rather than less likely, to support a candidate who’s a strong environmentalist, similar to the gap on this question in a 1999 poll.

At the same time, well under half of Americans, 41 percent, describe themselves personally as environmentalists – fewer than in any of six Gallup polls to ask the question from 1989 through 2000, and far below its peak, 78 percent in 1991. Thirty percent of Republicans call themselves environmentalists; it’s 50 percent among Democrats.

BEHAVIOR – As noted, this poll finds broad conservation efforts under way: Seventy-one percent of Americans say they’re trying to reduce their use of energy or goods whose production created greenhouse gases – that is, to shrink their carbon footprint.



Among those who are taking steps, 59 percent say they’re using less gasoline – driving less, using smaller, more fuel-efficient cars, carpooling, taking mass transit and the like. That’s a dramatic shift but not a surprising one, given \$4 gasoline. But it’s not all: About as many, 60 percent, also say they’re cutting their consumption of power (and water), and 33 percent are recycling.

Why? A third say they’re taking conservation measures mainly to improve the environment, but a quarter instead say it’s mainly to save money – and more, 41 percent, say it’s for both reasons equally.

Among the nearly three in 10 who are not trying to reduce their carbon footprint, reasons vary, but a fifth say it’s mainly because they simply don’t know how to proceed, which suggests they might take action given more information. Others are more resistant: More than half in this group say it’s unnecessary, too expensive, too inconvenient, won’t do any good, or that they just aren’t interested.

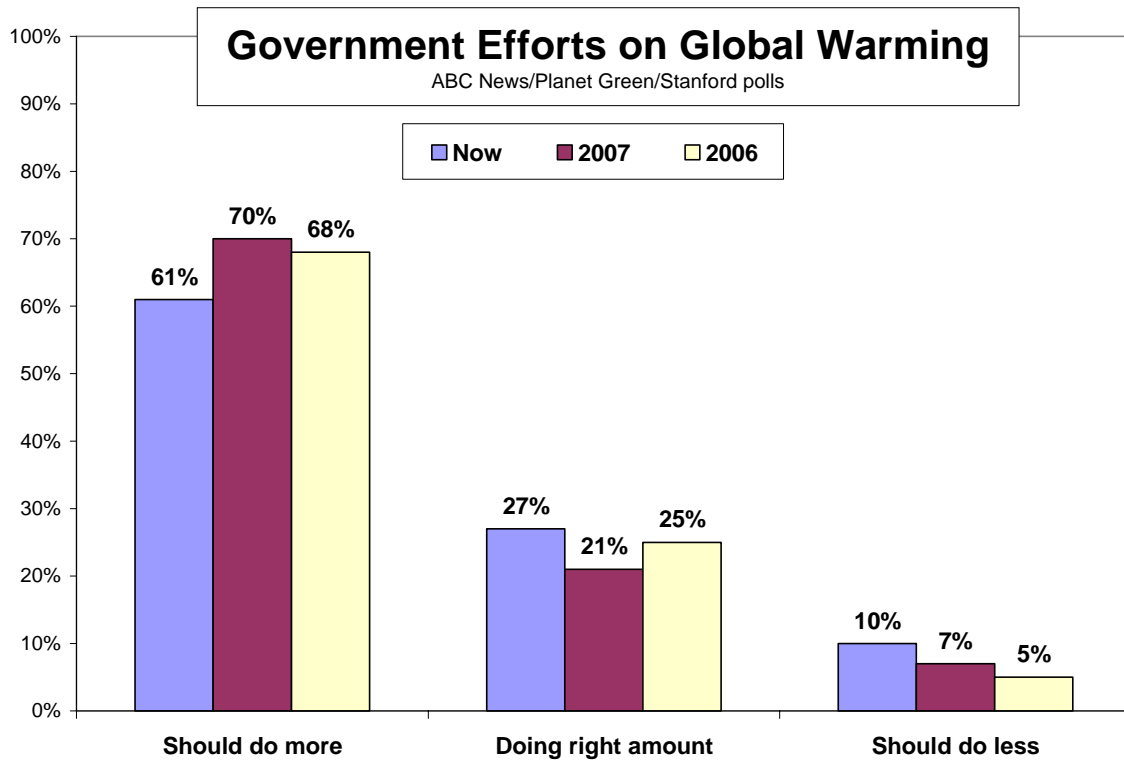
Beyond conserving, many consumers are buying products that are marketed as environmentally friendly. Three-quarters believe such products truly are better for the

environment; two-thirds try to buy them at least occasionally; and nearly half, 46 percent, try to buy them “whenever possible.”

Nearly seven in 10 also say such products have become more available in the last few years – an example of the market meeting consumer interest.

**MARKET/ACTION** – Businesses, in another measure, get as much trust as the government in reducing global warming: The public divides evenly, 43-45 percent, on which would do a better job – the government, through laws intended to reduce greenhouse gas emissions; or businesses, through market competition.

Nonetheless, 61 percent also say the federal government should do more than it’s doing now to try to reduce global warming, down somewhat from its 2006 and 2007 levels (68 and 70 percent) though still easily a majority. There are vast partisan gaps on both questions, with Democrats far more supportive of government action, Republicans far less so.

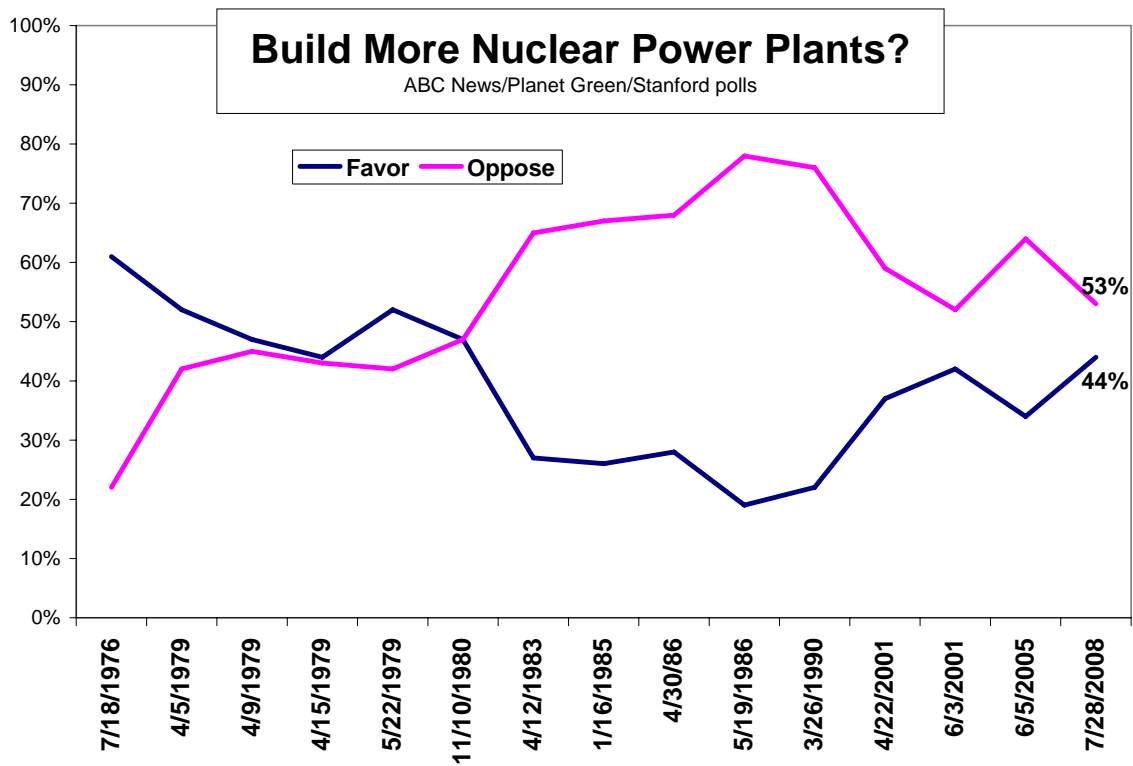


As noted, 44 percent think measures to reduce global warming will cause financial hardship to people like them. However, fewer, 32 percent, believe such efforts will damage the U.S. economy, even if other countries don’t follow suit – and as many, 33 percent, say taking unilateral action actually would help the U.S. economy. That result runs counter to the Bush administration’s position that action must be matched by other countries to avoid putting the United States at an economic disadvantage.

Among possible government actions, 78 percent support stricter fuel efficiency standards for cars, 63 percent favor oil drilling in coastal waters where it's currently prohibited, 55 percent favor drilling in wilderness areas, 61 percent say the government should restrict oil trading by investors and 55 percent favor higher taxes on oil company profits. (Barack Obama, notably, shifted this past week toward offshore drilling.)

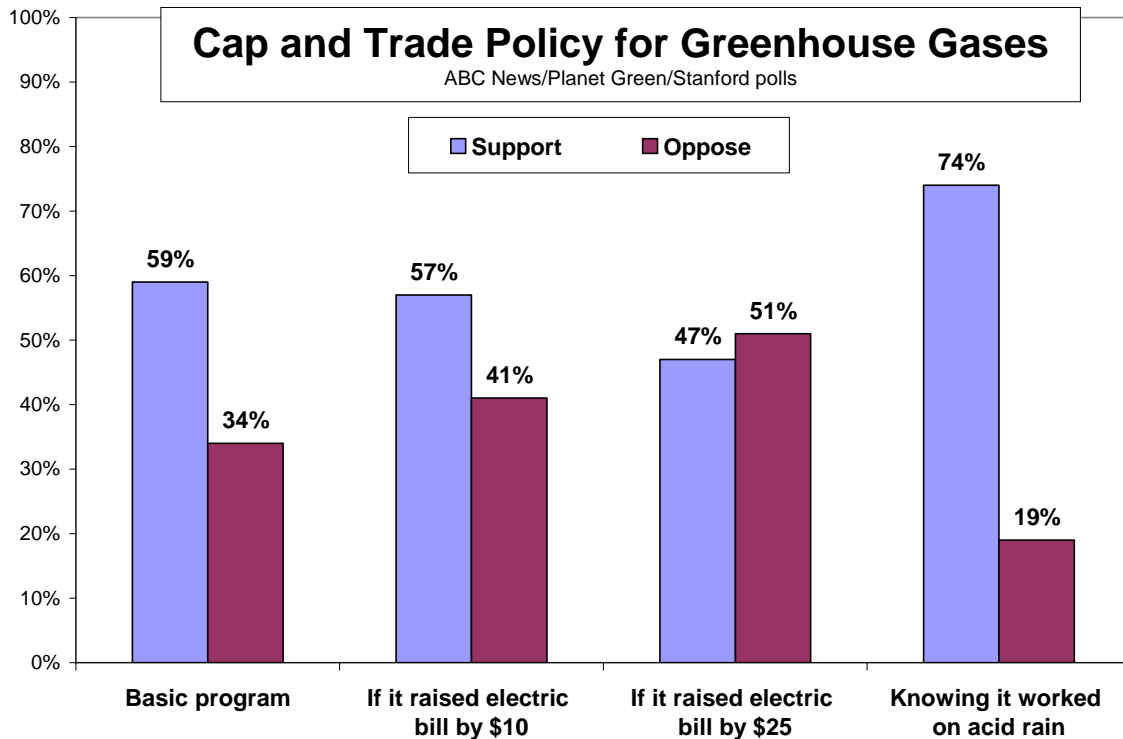
There are sharp partisan gaps here, as well; Republicans are 20 or more points more apt than Democrats to support oil drilling in currently closed areas, while Democrats are far more likely to favor a windfall oil tax, higher fuel standards and restrictions on oil trading. Non-environmentalists and environmentalists divide on most of these as well.

There are great divisions, as well, on nuclear power plants: Sixty percent of Republicans favor building more of them; just 33 percent of Democrats agree. And there's a huge gap between the sexes: Sixty percent of men, but just 29 percent of women, favor building nuclear plants. And while nuclear power has been proposed as a partial solution to global warming, its support notably low, just 25 percent, among people who see global warming as an "extremely" important problem.



CAP/TRADE – Then there's cap and trade, a system under which the government would issue permits limiting the amount of greenhouse gases companies can emit, then allow them to sell these permits to each other. At first blush 59 percent support the idea, and that rises to 74 percent given the argument that a similar system has worked to curb emissions that cause acid rain.

There is price sensitivity: Compared with the 59 percent level, support holds steady, 57 percent, if a cap-and-trade system raised electric bills by \$10 a month. But it's lower, 47 percent, with 51 percent opposed, if the price tag hit \$25 a month.



Again, cap and trade is more popular among Democrats, less so among Republicans. Still, in the most basic measure, 52 percent of Republicans support cap-and-trade, vs. 66 percent of Democrats and 60 percent of independents.

**MORE ON WARMING** – In an open-ended question 25 percent of Americans identify global warming as the single biggest environmental problem in the world, down 8 points from last year but still well up from 2006. There's been a scant 4-point rise in the number who cite energy or oil, now 11 percent.

There's also an 8-point drop in this poll, to 33 percent, in the number who think rising temperatures are caused mainly by things people do, rather than natural causes or both about equally. At the same time, when those who blame both equally are asked which contributes more, the number citing human activity rises to 58 percent. (It's 63 percent when "things people do" is expanded to include commercial and industrial activities.)

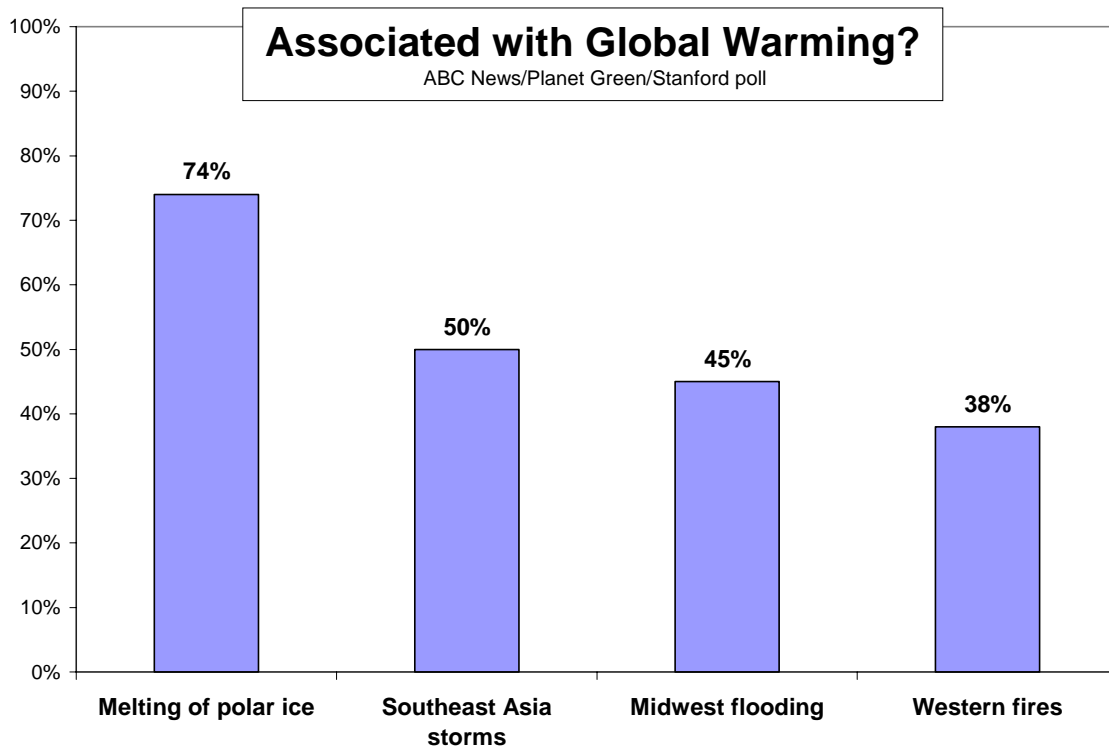
Eighty percent, as noted, think global warming is occurring; it peaked at 85 percent in 2006.

There's also a slight, 5-point dip in the number who say global warming is important to them personally, now 47 percent. When those who take a middle position are asked how they lean, the number calling it personally important rises to 66 percent.

The declines in these measures come at a time of reduced media attention on global warming, in a year when the election and the economy have taken center stage. A database search finds 50 percent fewer news stories on global warming in the month before this poll was conducted, compared with the month before last year's survey; and a similar 45 percent fewer in the six months prior.

The perceived immediacy of threat remains a factor in concern. Thirty-seven percent of Americans think that if nothing is done to address global warming it'll pose a serious threat to them in their own lifetimes – a new high, by a narrow margin, in polls since 1997. But far more, 73 percent, think it'll pose a serious threat in their children's lifetimes. And 81 percent think it'll pose a serious threat to "future generations." Naturally, those who feel threatened now are much more likely to call it personally important, 69 percent vs. 33 percent.

Nearly six in 10 think global warming is making weather events like droughts and storms more frequent. But looking at specific events, a majority ties only one, the melting of polar ice, to global warming – 74 percent. Many fewer, 50 percent, think global warming is associated with the recent severe storms in Southeast Asia, and fewer associate it with the recent flooding in the Midwest (45 percent) or fires in the West (38 percent).



These views also relate strongly to concern. People who see these weather events as associated with global warming are much more likely to be concerned about global warming and to support government action to address it.

In their own experience, 43 percent say weather patterns in the county where they live have been more unstable in the last three years; that's down from 54 and 52 percent, respectively, the last two years. There could be a seasonal effect; those polls were done in March and April, this one in late July.

**THE SCIENCE** – Important factors in views on global warming are trust in scientists and perceptions of scientific debate. Americans divide about evenly, 47-49 percent, on whether or not they trust what scientists say about the environment; those who trust scientists are far likelier to express concern about global warming and to favor action to address it.

Moreover, most Americans, 57 percent, continue to think there's "a lot of disagreement" among scientists about whether or not global warming is happening; again, those who instead think scientists mainly agree (39 percent) are more apt to be concerned about it, and to want to see it addressed. (Even more, 62 and 63 percent, think scientists disagree on how much of a threat global warming poses, and what's causing it.)

Holding other factors constant, the single strongest predictor of concern about global warming is the belief that it's caused by human activity. Concern also is predicted by trust in what scientists say about the issue, belief that scientists agree, and the level of attention people are paying to global warming.

**GROUPS** – Attitudes about global warming split along partisan and ideological lines; for instance, 53 percent of Democrats call it a very serious problem, compared with one in five Republicans. Concern also is higher among women, younger adults and non-whites, and lower among men, whites and evangelical Protestants.

Women, notably, are much more likely than men to think the environment is in poor shape (63 percent vs. 47 percent), to think that global warming is caused by human activity (64 percent vs. 52 percent) and to say it's personally important to them (72 percent vs. 59 percent).

Contrary to some suggestions, concern about global warming is lower among evangelical white Protestants (who are disproportionately Republicans and conservatives). They're less apt than other Americans to see global warming as very serious (26 percent vs. 40 percent), to say it's personally important to them (35 percent vs. 48 percent) or to say the government should be doing more about it (46 percent vs. 64 percent).

**METHODOLOGY** – This ABC News/Planet Green/Stanford University poll was conducted by telephone July 23-28, 2008, among a random national sample of 1,000 adults. The results from the full survey have a 3-point error margin. Sampling, data collection and tabulation by TNS of Horsham, PA.



This survey, produced in consultation with Prof. Jon Krosnick and the Woods Institute for the Environment at Stanford University, builds on an ABC News/Washington Post/Stanford poll in 2007, an ABC News/Time magazine/Stanford poll in 2006 and polls by Krosnick at The Ohio State University in 1997 and 1998. Planet Green is a 24-hour lifestyle and entertainment television network launched in June by Discovery, LLC.

Analysis by Gary Langer.

ABC News polls can be found at ABCNEWS.com at <http://abcnews.com/pollingunit>

Media contact: Cathie Levine, (212) 456-4934.

Full results follow (\*= less than 0.5 percent).

\*= less than 0.5 percent

1. How would you rate the condition of the natural environment in the world today - excellent, good, fair, poor, or very poor?

	--- Excellent/Good ---				----- Poor -----			
	NET	Excellent	Good	Fair	NET	Poor	Very poor	No opinion
7/28/08	23	3	21	38	38	28	9	1
4/10/07	22	3	20	41	36	26	9	*
3/14/06	24	3	21	43	33	25	8	*

1a. (IF FAIR) Would you lean toward saying it's good or poor?

	----- Excellent/Good -----					----- Poor -----				
	NET	Excellent	Good	Lean	Fair	NET	Lean	Poor	Very poor	No op.
7/28/08	42	3	21	19	2	56	18	28	9	1

2. What in your opinion is the single biggest environmental problem the world faces at this time? (IF AIR POLLUTION OR POLLUTION UNSPECIFIED) What about (air pollution/pollution) do you have in mind? [MULTIPLE RESPONSES ACCEPTED]

	----- W/follow-up -----			----- W/out follow-up -----			
	7/28/08	4/10/07	3/14/06	7/28/08	4/10/07	3/14/06	1/16/05
Global warming/ greenhouse effect/ climate change	25	33	16	23	32	14	15
Pollution NET	24	26	27	34	37	39	30
Air pollution	12	13	13	9	14	14	20
Water pollution	5	5	6	3	4	4	7
Pollution (unspecified)	4	4	4	20	17	20	2
Pollution (misc.)	3	4	3	2	2	1	1
Energy problems/ dependence on fossil fuels/lack of oil/ oil drilling/tankers	11	7	10	11	6	9	8
Toxic substances in environment	6	6	7	3	1	3	3
Destruction/ fragmentation/loss of habitat, rain forests, wetlands,							

forests, open spaces; over-development; logging and mining	4	4	7	3	4	6	6
Waste/landfills/not enough recycling	4	3	9	3	2	7	2
Overpopulation/over- consumption	3	3	4	3	2	3	2
Saving natural resources	2	1	3	2	1	3	1
Tsunami/tidal wave/ earthquake/natural disasters	*	*	1	*	*	1	3
Extinction of species	*	0	*	*	0	*	0
Spread of invasive non-native species	*	*	*	*	0	*	0
None	3	1	2	3	1	2	2
Other	9	7	8	8	6	7	14
No opinion	8	8	7	7	7	6	16

3. How much do you trust the things that scientists say about the environment - completely, a lot, a moderate amount, a little, or not at all?

	----- Trust -----				---- Do not trust ---			
	NET	Completely	A Lot	Moderate amount	NET	Little	Not at all	No opinion
7/28/08	30	6	24	39	30	23	7	1
4/10/07	32	5	27	43	24	19	5	1
3/14/06	31	5	27	41	27	22	5	1

3a. (IF MODERATE) Would you lean toward saying a lot or a little?

	----- Trust -----					----- Do not trust -----				
	NET	Completely	Lot	Lean	Moderate amount	NET	Lean	Little	at all	No op.
7/28/08	47	6	24	17	3	49	19	24	7	1

4. Would you say that weather patterns in the county where you live have been more (stable) in the last three years than before that, more (unstable), or about the same?

	More stable	More unstable	About the same	Haven't lived in area long enough to know (vol.)	No opinion
7/28/08	5	43	49	3	1
4/10/07	2	54	41	2	1
3/14/06	3	52	43	2	*

5. As far as you know, would you say that average temperatures around the world have been (higher) in the last three years than before that, (lower), or about the same?

	Higher	Lower	About the same	No opinion
7/28/08	58	8	31	3
4/10/07	56	9	28	7
3/14/06	56	8	33	3

6. You may have heard about the idea that the world's temperature may have been going up slowly over the past 100 years. What is your personal opinion on this

- do you think this has probably been happening, or do you think it probably has not been happening?

	Has been happening	Has not been happening	No opinion
7/28/08	80	18	2
4/10/07	84	13	3
3/14/06	85	13	2
2/13/98*	80	18	2
10/5/97*	76	22	2

\*Ohio State University poll

7. How sure are you that the world's temperature (has/has not]) been going up - extremely sure, very sure, somewhat sure, or not sure at all?

6/7: "Has been happening"

	----- Sure -----			----- Less sure -----			No opinion
	NET	Extremely	Very	NET	Somewhat	Not at all	
7/28/08	52	20	31	48	38	10	*
4/10/07	49	17	32	50	40	10	1
3/14/06	45	19	26	55	44	11	*
2/13/98*	43	15	27	57	40	16	*
10/5/97*	44	14	30	56	44	12	*

\*Ohio State University poll

6/7: "Has not been happening"

	----- Sure -----			----- Less sure -----			No opinion
	NET	Extremely	Very	NET	Somewhat	Not at all	
7/28/08	36	16	20	64	38	26	*
4/10/07	33	10	23	67	48	19	0
3/14/06	34	10	24	66	38	28	0
2/13/98*	30	11	18	69	39	30	1
10/5/97*	34	11	24	66	31	34	0

\*Ohio State University poll

6/7 NET:

	----- Has been happening -----					--- Has not been happening ---					No op.
	NET	Ext.	Very	Somewhat	Not	NET	Ext.	Very	Somewhat	Not	
7/28/08	80	16	25	30	8	18	3	4	7	5	2
4/10/07	84	15	27	34	8	13	1	3	6	2	3
3/14/06	85	16	22	37	9	13	1	3	5	4	2
2/13/98*	80	12	22	32	13	18	2	3	7	5	1
10/5/97*	76	11	23	33	9	22	2	5	7	7	2

\*Ohio State University poll

8. (HALF SAMPLE) Do you think a rise in the world's temperatures is being caused mostly by (things people do), mostly by (natural causes), or about equally by things people do and by natural causes?\*

	Things people do	Natural causes	About equally	No opinion
7/28/08	33	22	44	1
4/10/07	41	17	42	*
3/14/06	31	19	49	1

\*For Q8, Q9, Q13, Q14, Q15, Q24, Q25, Q41, if respondent not sure in Q7, "Assuming it's happening" and "would be" or "could be" were asked. For Q26, if respondent not sure in Q7, "if it's occurring" was inserted.

8a. (IF EQUAL) Would you lean toward saying it's being caused mostly by (things people do) or mostly by (natural causes)?

	-- Things people do --			-- Natural causes --			About equally	No opinion
	NET	Things people do	Lean	NET	Natural causes	Lean		
7/28/08	58	33	25	36	22	14	4	1

9. (HALF SAMPLE) Do you think a rise in the world's temperatures is being caused mostly by (things people do, including commercial and industrial activities), mostly by (natural causes), or about equally by things people do and by natural causes?

	Things people do	Natural causes	About equally	No opinion
7/28/08	36	20	44	1

9a. (IF EQUAL) If you had to choose, would you say it's being caused mostly by (things people do, including commercial and industrial activities), or mostly by (natural causes)?

	-- Things people do --			-- Natural causes --			About equally	No opinion
	NET	Things people do	Lean	NET	Natural causes	Lean		
7/28/08	63	36	27	35	20	15	1	1

10. How important is the issue of global warming to you personally - extremely important, very important, somewhat important, not too important, or not at all important?

	----- Important -----			Smwht	----- Not important -----			No opin.
	NET	Extremely	Very		NET	Not too	Not at all	
7/28/08	47	16	30	32	22	13	9	*
4/10/07	52	18	34	30	17	8	9	*
3/14/06	49	17	33	32	18	10	8	*
2/13/98*	31	9	21	49	20	15	5	*
10/5/97*	27	7	20	47	26	20	6	*

\*Ohio State University poll

10a. (IF SOMEWHAT) Would you lean toward saying it's very important or not too important?

	----- Important -----					---- Not important ---				
	NET	Extremely	Very	Lean	Smwht	NET	Lean	Not too	Not at all	No opinion
7/28/08	66	16	30	19	1	32	11	13	9	*

11. How much do you feel you know about global warming - a lot, a moderate amount, a little, or nothing?

	--- Lot/Moderate ---			--- Little/Nothing ---			No opinion
	NET	Lot	Moderate	NET	Little	Nothing	
7/28/08	63	13	49	37	33	4	*
4/10/07	62	11	51	37	33	4	*
3/14/06	58	11	47	42	36	6	*
2/13/98*	44	5	39	56	46	10	*
10/5/97*	43	5	38	57	51	7	0

\*Ohio State University poll

12. (IF GLOBAL WARMING HAPPENING) How serious of a problem do you think global warming is right now: very serious, somewhat serious, not so serious or not serious at all?

	----- Serious -----			----- Not serious -----			
	NET	Very	Somewhat	NET	Not so	Not at all	No opinion
7/28/08	84	38	46	15	10	5	1

13. If nothing is done to address it, do you think the effects of global warming will pose a serious threat to you or your way of life in your lifetime, or not?

	Yes, will pose a threat	No, will not pose a threat	No opinion
7/28/08	37	61	1
6/5/05*	33	66	1
3/7/02**	33	65	2
3/7/01	31	66	3
11/9/97***	25	69	6

\*Question did not include "If nothing is done to address it"

\*\*3/7/02 and 3/7/01: Gallup. Wording: "Do you think that global warming will pose a serious threat to you or your way of life in your lifetime?"

\*\*\*11/9/97: Gallup. Wording: Do you think that global warming will pose a threat to you or your way of life in your lifetime?

14. (HALF SAMPLE) If nothing is done to address it, do you think the effects of global warming will or will not pose a serious threat to future generations?

	Yes, will pose a threat	No, will not pose a threat	No opinion
7/28/08	81	16	3
6/5/05*	79	17	4

\*Question did not include "If nothing is done to address it"

15. (HALF SAMPLE) If nothing is done to address it, do you think the effects of global warming will or will not pose a serious threat to people within the lifetimes of today's children?

	Yes, will pose a threat	No, will not pose a threat	No opinion
7/28/08	73	25	2

16. Do you think (most scientists agree with one another) about whether or not global warming is happening, or do you think (there is a lot of disagreement among scientists) on this issue?

	Most agree	A lot of disagreement	No opinion
7/28/08	39	57	4
4/10/07	40	56	3
3/14/06	35	64	1
2/13/98*	30	67	3
10/5/97*	35	62	3

\*Ohio State University poll

17. (IF MOST AGREE) Do you think most scientists believe that global warming is happening or is not happening?

	Is happening	Is not happening	No opinion
7/28/08	98	2	*
4/10/07	99	1	0
3/14/06	98	2	0
2/13/98*	98	2	*
10/5/97*	98	2	0

\*Ohio State University poll

16/17 NET:

	NET	Scientists agree Happening	Scientists agree Not happening	Scientists disagree	No opinion
7/28/08	39	39	1	57	4
4/10/07	40	40	*	56	3
3/14/06	35	34	1	64	1
2/13/98*	30	29	1	67	3
10/5/97*	35	34	1	62	3

\*Ohio State University poll

18. (HALF SAMPLE) Do you think most scientists agree with one another about the causes of global warming, or is there a lot of disagreement among scientists about that?

	Most agree	A lot of disagreement	No opinion
7/28/08	33	63	5

19. (HALF SAMPLE) Do you think most scientists agree with one another about how much of a threat global warming poses, or is there a lot of disagreement among scientists about that?

	Most agree	A lot of disagreement	No opinion
7/28/08	33	62	5

20. Do you think the federal government should do more than it's doing now to try to deal with global warming, should do less than it's doing now, or is it doing about the right amount? (IF MORE) Should it do much more or somewhat more? (IF LESS) Should it do much less or somewhat less?

	NET	More Much	More Somewhat	Right amount	Less NET	Less Somewhat	Less Much	No opinion
7/28/08	61	40	21	27	10	4	6	2
4/10/07	70	49	20	21	7	2	5	2
3/14/06	68	46	22	25	5	2	3	1

21. Scientists use the term "global warming" to refer to the idea that the world's average temperature may be about five degrees Fahrenheit higher in 75 years than it is now. Overall, would you say that global warming would be good, bad, or neither good nor bad? (IF GOOD) Would you say it would be very good or somewhat good? (IF BAD) Would you say it would be very bad or somewhat bad? (IF NEITHER) Do you lean toward thinking it would be good, lean toward thinking it would be bad, or don't you lean either way?

	NET	Good Very	Good Smwh	Good Lean	Neither	Bad NET	Bad Lean	Bad Smwh	Bad Very	No opinion
7/28/08	6	2	3	1	21	70	9	24	38	2
4/10/07	8	2	4	1	21	69	4	25	40	3
10/5/97*	16	4	8	4	22	61	5	31	25	2

\*Ohio State University poll

22. Do you think the United States should take action on global warming only if other major industrial countries such as China and India agree to do equally effective things, that the United States should take action even if these other countries do less, or that the United States should not take action on this at all?

	Take action only if other countries do	Take action even if other countries do less	Should not take action at all	No opinion
7/28/08	18	68	13	2

23. If the United States does more than other countries to address global warming, do you think that would (help) the U.S. economy, (hurt) the U.S. economy or have no effect? (IF HELP) Would it help a great deal or somewhat? (IF HURT) Would it hurt a great deal or somewhat?

	----- Help -----			----- Hurt -----			No effect	No opin.
	NET	Great deal	Smwht	NET	Smwht	Great deal		
7/28/08	33	15	18	32	19	13	29	6

24. (HALF SAMPLE) Do you think global warming can be reduced (without people like you making major changes in your lifestyle), or (only if people like you make major changes in your lifestyle)?

	Only if people make major changes	Even without people making changes	No opinion
7/28/08	73	22	5

25. (HALF SAMPLE) Do you think global warming can be reduced (without causing people like you financial hardship) or (only with financial hardship to people like you)? (IF HARDSHIP) Do you think it would be serious hardship, or not serious?

	-----With hardship -----		Without hardship	No opinion
	NET	Serious	Not serious	
7/28/08	44	25	19	50

26. Which do you think would do a better job reducing global warming: (the government, through laws intended to reduce the output of greenhouse gases), or (businesses, through competition in the market system)?

	Government	Businesses	Both equally	No opinion
7/28/08	43	45	8	4

27. A person's "carbon footprint" is the amount of greenhouse gases put out as a result of his or her energy use. That includes energy used directly, like electricity and fuel, as well as the energy it takes to make all the products you use. Are you personally doing anything to reduce your carbon footprint, or not?

	Yes, doing anything	No, not doing anything	No opinion
7/28/08	71	28	1

28. (IF DOING ANYTHING) What are you doing to reduce your carbon footprint?  
 [MULTIPLE RESPONSES ACCEPTED]

	7/28/08
Changing energy consumption NET	60
Using less electricity	48
Using compact florescent light bulbs	12
Using less water	5
Buying energy from renewable sources/ hydro/wind/solar power	3
Buying/using energy efficient appliances/products	2
Driving less NET	59
Driving less	36
Using less gasoline	11
Buying/using smaller/more fuel efficient car	7
Carpooling	5
Walking/bicycling/scootering	5
Reducing travel/vacation travel	4
Using trains/buses/subways/other public transportation/mass transit	2
Recycling	33
Buying local food/organic food/ growing own food	5
Buying carbon offsets	1
Reducing air travel	*
Other	13
Nothing	*
No opinion	1

29. (IF NOT DOING ANYTHING) Why is that - what's the main reason? [MULTIPLE  
 RESPONSES ACCEPTED]

	7/28/08
Not necessary/not worth it NET	54
Lack of interest/awareness/ motivation	19
Don't think it's necessary	9
Too expensive	8
Don't believe global warming is happening	7
Too inconvenient/Too much effort	5
Too big a problem for me/for one person/for individual action to have any impact	4
Don't think it'll do any good	2
Don't know what to do	22
Other	14
No opinion	10

30. (IF DOING ANYTHING) Are you doing these things more to (improve the  
 environment) or more to (save money)?

	Improve the environment	Save money	Both equally (vol.)	Neither (vol.)	No opinion
7/28/08	33	24	41	2	*



31. Some companies make products that they say help the environment because they're made using recycled materials, don't use chemicals or will decompose naturally after being used. Do you personally try to buy these products, or not? (IF YES) Do you try to buy these products whenever possible, or just occasionally?

	----- Yes -----				
	NET	Whenever possible	Occasionally	No	No opinion
7/28/08	67	46	22	32	*

32. Compared to five years ago, do you think that it's (easier) to find these kinds of products now, (harder) to find them, or about the same?

	Easier	Harder	About the same	No opinion
7/28/08	68	4	26	2

33. Do you think these products really are better for the environment, or not?

	Yes	No	No opinion
7/28/08	76	15	9

34. What do you think is more important - (finding new energy sources), or (improving energy conservation)?

	Finding new energy sources	Improving energy conservation	No opinion
7/28/08	64	33	3
1/15/01	55	41	4

35. Do you think the federal government should or should not (ITEM)?

7/28/08 - Summary Table\*

	Should	Should not	No opinion
a. make fuel efficiency standards for cars stricter than they are now	78	20	2
b. increase taxes on the profits earned by oil companies	55	42	3
c. restrict trading by investors that may affect the price of gasoline	61	31	7
d. allow drilling for oil in U.S. coastal waters where it's currently not allowed	63	33	3
e. allow drilling for oil in U.S. wilderness areas where it's currently not allowed	55	43	2

\*Half sample asked items a-b, other half sample asked items c-e

36. In general, would you favor or oppose building more nuclear power plants at this time? Do you favor/oppose this strongly or somewhat?

	----- Favor -----			----- Oppose -----			No opinion
	NET	Strongly	Somewhat	NET	Strongly	Somewhat	
7/28/08	44	25	19	53	23	30	3
6/5/05	34	17	17	64	37	27	2
6/3/01	42	19	22	52	32	20	6
4/22/01	37	17	20	59	33	27	4
3/26/90	22	NA	NA	76	NA	NA	2
5/19/86	19	NA	NA	78	NA	NA	3
4/30/86	28	NA	NA	68	NA	NA	4

1/16/85	26	NA	NA	67	NA	NA	6
4/12/83	27	NA	NA	65	NA	NA	8
11/10/80*	47	NA	NA	47	NA	NA	6
5/22/79	52	NA	NA	42	NA	NA	6
4/15/79	44	NA	NA	43	NA	NA	13
4/9/79	47	NA	NA	45	NA	NA	8
4/5/79	52	NA	NA	42	NA	NA	6
7/18/76	61	NA	NA	22	NA	NA	17

\*1980 to 1979: ABC News/Harris surveys; 1976, Harris.

37. There's a proposed system called "cap and trade." The government would issue permits limiting the amount of greenhouse gases companies can put out. Companies that did not use all their permits could sell them to other companies. The idea is that many companies would find ways to put out less greenhouse gases, because that would be cheaper than buying permits. Would you support or oppose this system?

	Support	Oppose	No opinion
7/28/08	59	34	7

38. (HALF SAMPLE) What if a cap and trade program significantly lowered greenhouse gases but raised your monthly electrical bill by 10 dollars a month - in that case would you support or oppose it?

	Support	Oppose	No opinion
7/28/08	57	41	2

39. (HALF SAMPLE) What if a cap and trade program significantly lowered greenhouse gases but raised your monthly electrical bill by 25 dollars a month - in that case would you support or oppose it?

	Support	Oppose	No opinion
7/28/08	47	51	2

40. (IF OPPOSE CAP AND TRADE IN Q37) A similar system has been effective in reducing emissions that cause acid rain. Knowing that it has worked in that case, would you support or oppose a cap-and-trade system for greenhouse gases?

	Support	Oppose	No opinion
7/28/08	42	53	5

37/40 NET

	-Support cap and trade-				
	NET	At first	Now do	Oppose	No opinion
7/28/08	74	60	14	19	7

41. Overall, do you think global warming is making weather events like droughts and storms (more frequent), making them (less frequent), or do you think the frequency of these weather events is not being influenced by global warming?

	More frequent	Less frequent	Not influenced	No opinion
7/28/08	58	4	34	4

42. Do you think (ITEM) in the last 12 months is associated with global warming, or unrelated to it?

7/28/08 - Summary Table\*

	Associated	Unrelated	No opinion
a. the flooding in the Midwest	45	52	3
b. the fires in the West	38	59	3
c. the melting of ice near the North and South Poles	74	24	2
d. the severe storms in Southeast Asia	50	43	8

\*Half sample asked items a-b, other half sample asked items c-d

43. On another subject, would you be more or less likely to vote for a candidate for president if that person is a strong environmentalist, or wouldn't that have much effect on your vote one way or the other? (IF MORE/LESS) Is that much or somewhat more/less likely?

	--- More likely ---			--- Less likely ---			Not much effect	No opinion
	NET	Much	Smewht	NET	Much	Smewht		
7/28/08	42	23	19	6	3	3	50	2
3/14/99	46	25	21	15	7	9	36	2

44. Thinking about the presidential election, how much do you feel you know about (Barack Obama's/John McCain's) positions on global warming - a great deal, a lot, a moderate amount, a little or nothing at all? (IF MODERATE) Would you lean toward saying a lot or a little?

7/28/08 - Summary Table

	---- Great deal/A lot ----					Moderate amount	---- Little/Nothing ----				
	NET	Great deal	Lot	Lean			NET	Lean	Little	Nthng at all	No op.
Obama	20	5	7	8		1	78	13	32	33	1
McCain	19	5	7	7		*	80	12	34	34	1

45. Regardless of how much detail you know, which candidate do you think would do more to reduce global warming in the future, (Obama) or (McCain)? Do you think he would do a lot more, or more but not a lot?

	----- Obama -----			----- McCain -----			Neither (vol.)	Both (vol.)	No opinion
	NET	Lot	Not a lot	NET	Lot	Not a lot			
7/28/08	55	27	28	23	11	12	9	2	11

46. Have recent price increases in gasoline caused any financial hardship for you or others in your household, or not? IF YES: Has that been a serious hardship, or not serious?

	----- Yes -----		No	No opinion
	NET	Serious	Not serious	
7/28/08	72	45	27	28
6/15/08	77	51	25	23
5/11/08	63	34	29	37
4/13/08	67	38	29	32
5/21/07	58	27	30	42
4/15/07	67	36	31	33
7/19/06	60	29	30	39
5/15/06	57	31	26	43
4/9/06	70	44	26	30
9/11/05	64	34	30	36
8/28/05	66	36	30	34

8/21/05	53	26	27	47	*
4/24/05	64	34	30	36	*
3/20/05	57	29	28	43	*
5/23/04	64	37	27	36	0
4/18/04	54	31	23	46	0
4/28/02	53	20	33	47	*
4/29/01	48	17	30	52	*
6/25/00*	44	NA	NA	56	*
5/24/00	36			64	*
4/2/00	39			61	*
3/12/00	41			59	*
2/15/00	40	"	"	60	*

\*6/25/00 and previous by Gallup; slightly different wordings.

47. How closely are you following news about the environment these days - a great deal, somewhat, just a little or not at all?

	----- Closely -----			----- Not closely -----			
	NET	Great deal	Smwht	NET	Just a little	Not at all	No op.
7/28/08	68	26	41	32	25	7	0

48. What's your main source of information about environmental issues?

	7/28/08
TV	55
Internet	16
Magazines	3
Newspapers	13
Radio	4
Local community organizations	*
Word of mouth/friends-family	3
Other	2
None	*
No opinion	2

49. How much of the information provided in the stories written and broadcast by news organizations would you say is accurate - all of it, most of it, about half of it, a little of it, or none of it?

	---- Accurate ----				--- Not accurate ---			
	NET	All of it	Most of it	Half of it	NET	Little of it	None of it	No opinion
7/28/08	38	3	35	41	20	18	2	1

50. Do you consider yourself an environmentalist or not? IF YES: Would you say you're a strong environmentalist or not strong?

	----- Yes -----				
	NET	Strong	Not strong	No	No opinion
7/28/08	41	21	20	58	1
4/9/00*	47	21	26	52	1
4/14/99	50	25	25	48	2
4/19/95	63	30	33	35	3
4/14/91	78	37	41	19	3
4/8/90	73	36	37	24	3
5/7/89	76	41	35	20	4

\*2000 and previous: Gallup polls.

\*\*\*END\*\*\*