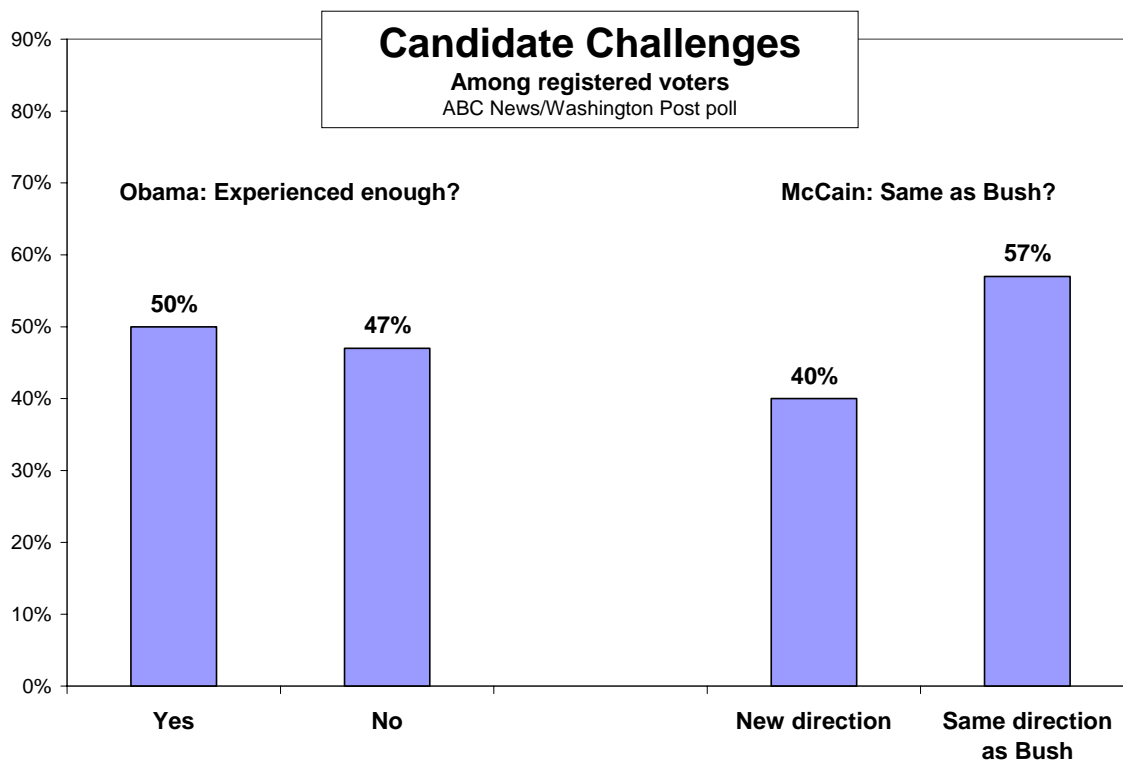


High Hopes, Major Doubts For Obama and McCain Alike

High hopes and big doubts face Barack Obama and John McCain alike as they head into their critical convention weeks, with most voters favorably inclined toward both candidates – but with many also expressing serious reservations about them.

Nearly half of registered voters, 47 percent, continue to think Obama lacks the experience it takes to serve effectively as president, a lot to lose on this basic qualification. McCain leads him by 2-1 margins as more knowledgeable on world affairs and as better suited to be commander-in-chief, and has moved ahead in trust to handle international relations.

And Obama has not improved his standing among former Hillary Clinton supporters; while 70 percent of them are for him in this ABC News/Washington Post poll, that leaves three in 10 either undecided or for McCain. That's surely a group Obama will seek to win over in Denver this week.



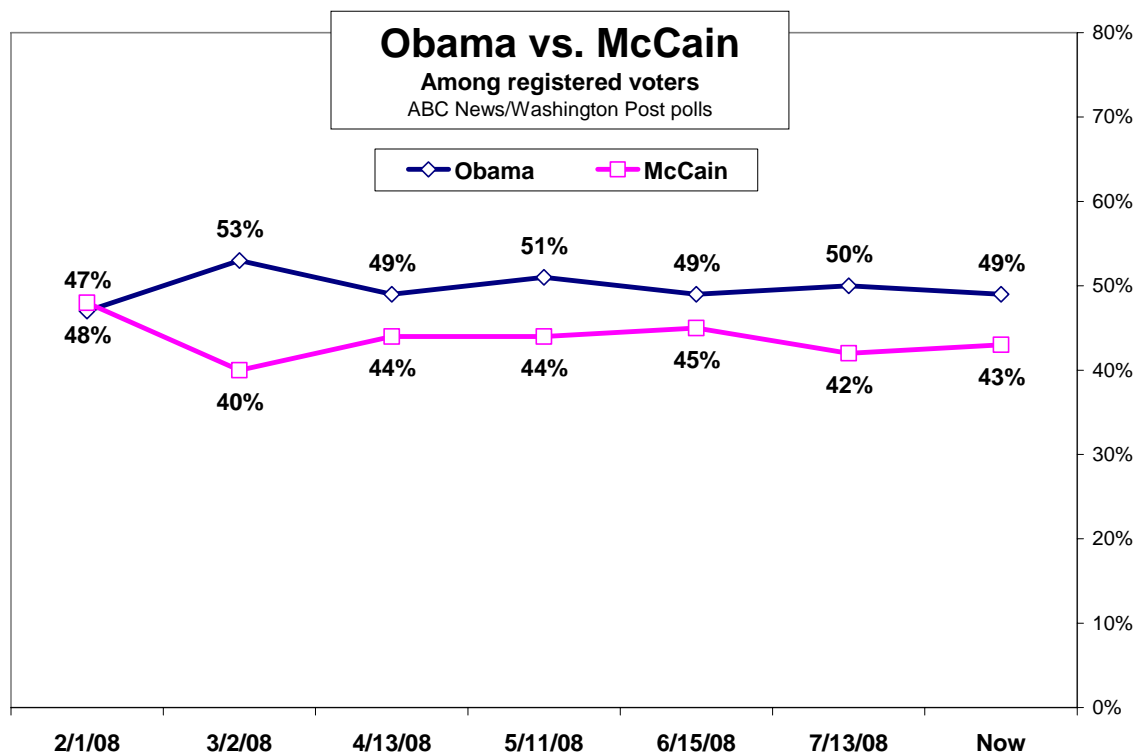
McCain faces his own challenges: Fifty-seven percent think he'd lead in the same direction as the heavily unpopular George W. Bush. Forty-five percent are uncomfortable

with a president of McCain's age. (He turns 72 on Friday.) He's seen by a wide margin as the less optimistic of the two, and as running a more negative campaign.

Yet the candidates have strong suits as well as weaker ones, and notably, about six in 10 registered voters have favorable views of both of them: Sixty-two percent favorable for Obama, 59 percent for McCain. That's the most basic measure of a public figure's popularity, and it suggests that each still has a clear opportunity to make his case.

As in past elections, vice presidential choice is one factor that seems unlikely to have much effect. Thirteen percent in this poll, done Tuesday through Friday, said they'd be more apt to support Obama if he picked Joe Biden, as announced Saturday; but about as many, 10 percent, said it'd make them less likely to support Obama – and 75 percent said it wouldn't make a difference. Vice presidential choices have not had a significant, consistent effect on presidential preference in past years.

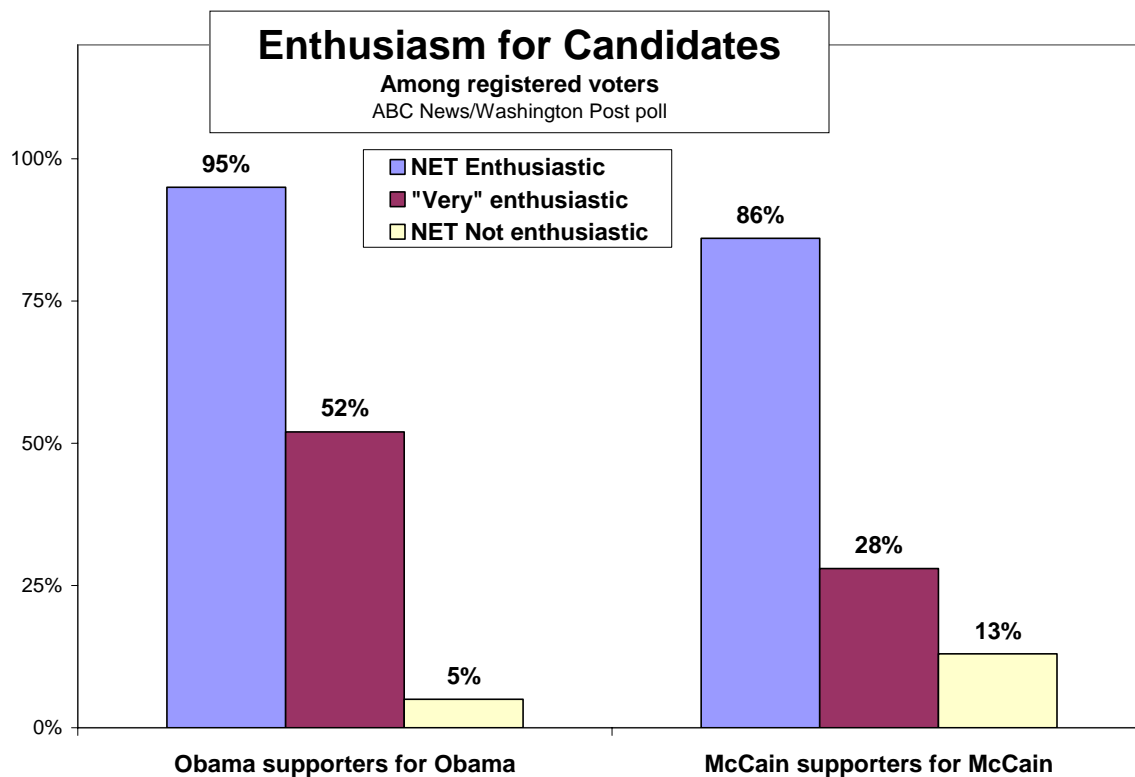
Little has changed in basic standings from last month's ABC/Post poll, with single digits dividing the two: Obama's now favored by 49 percent of registered voters to McCain's 43 percent, and among likely voters it's a similar 49-45 percent contest.



Obama has ranged from +1 to +5 among registered voters in 10 other national polls completed last week. This survey has anywhere from 3 to 11 points fewer “undecided” voters than those; this can simply reflect polling technique. At the same time, plenty of registered voters – 27 percent – remain movable, meaning they're either undecided or say

they might change their minds. Movables currently divide evenly, 37-36 percent, between Obama and McCain. They're a prime target for both campaigns.

Obama continues to hold the edge in enthusiasm: Fifty-two percent of his supporters are "very enthusiastic" about his candidacy, vs. 28 percent of McCain's supporters for their candidate. Similarly, among all registered voters, Obama's seen "strongly" favorably by 37 percent, 12 points better than McCain.

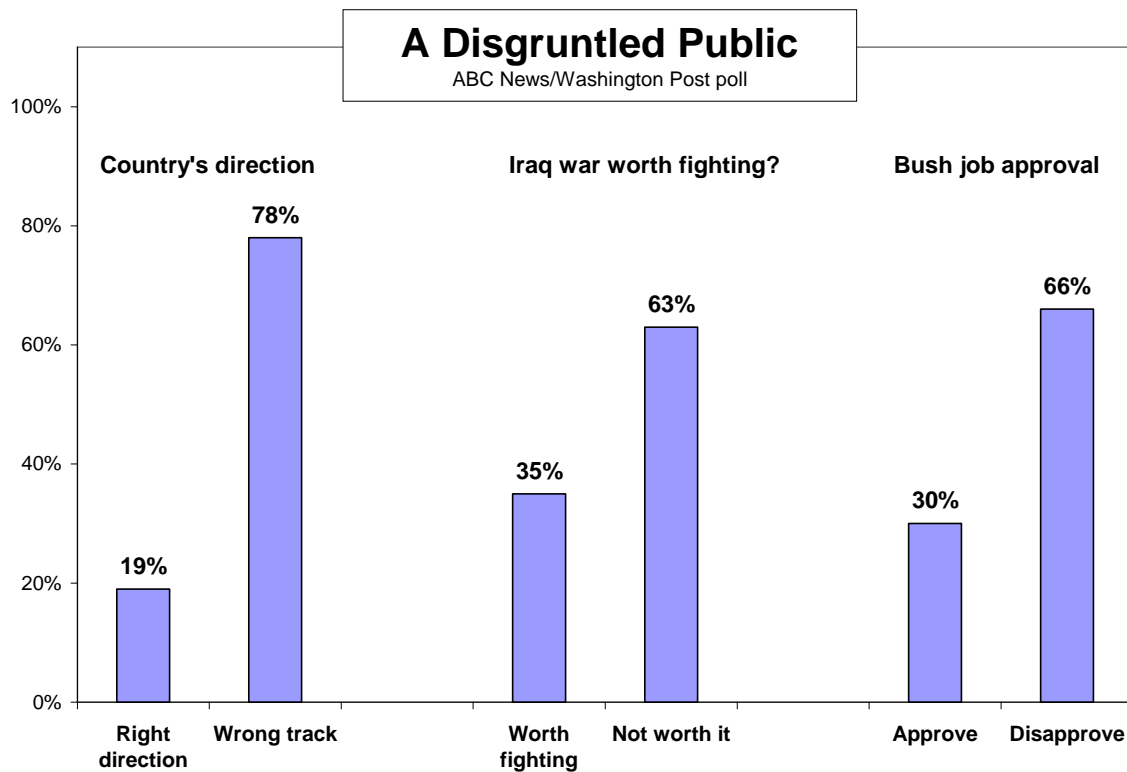


Obama's favorable ratings are better than either John Kerry's (56 percent) or Al Gore's (52 percent, in Gallup polls) before their conventions in 2004 and 2000, or Bush's 54 percent in 2004. Bush had a 64 percent favorable rating, much like Obama's today, in 2000.

Again, though, Obama might be expected to have a greater advantage against McCain, given his party's current popularity: Fifty-eight percent of registered voters express a favorable opinion of the Democratic Party, compared with 47 percent who see the Republican Party favorably. And the Democrats now lead by 36-26 percent among registered voters in partisan-self-identification, with the rest independents.

These reflect the impact of Bush's unpopularity on his party; just 30 percent of Americans approve of his job performance, while 66 percent disapprove. That creates a challenge for McCain, who needs to weave a path between the core Republicans who still support Bush and the sizable majority of Americans who don't. Among registered voters who think McCain will continue in Bush's direction, just 17 percent support him.

Both candidates, even with their favorable ratings, also face a deeply disgruntled public. Given the struggling economy and the unpopular Iraq war, 78 percent of Americans say the country's headed off on the wrong track, the highest pre-convention reading since its 83 percent in 1992, the year Bush's father was voted out of office. The question today is the extent to which dissatisfaction with the president, the economy, the war and the country's direction sticks to McCain. Obama, doubtless, will be wielding a roll of tape.



ISSUES and TENSIONS – Tensions with Russia are significant, with 63 percent saying they're concerned about the possibility of a new cold war and 53 percent calling it an unfriendly country. McCain may seek to turn that to his advantage; last month he and Obama were rated about evenly in trust to handle international affairs; today it's a 51-43 percent McCain edge. But it's a closer 46-41 percent on handling Russia itself, and the two are even in trust to handle Iraq, meaning McCain's general advantage in international experience doesn't necessarily translate into preference on some specific issues.

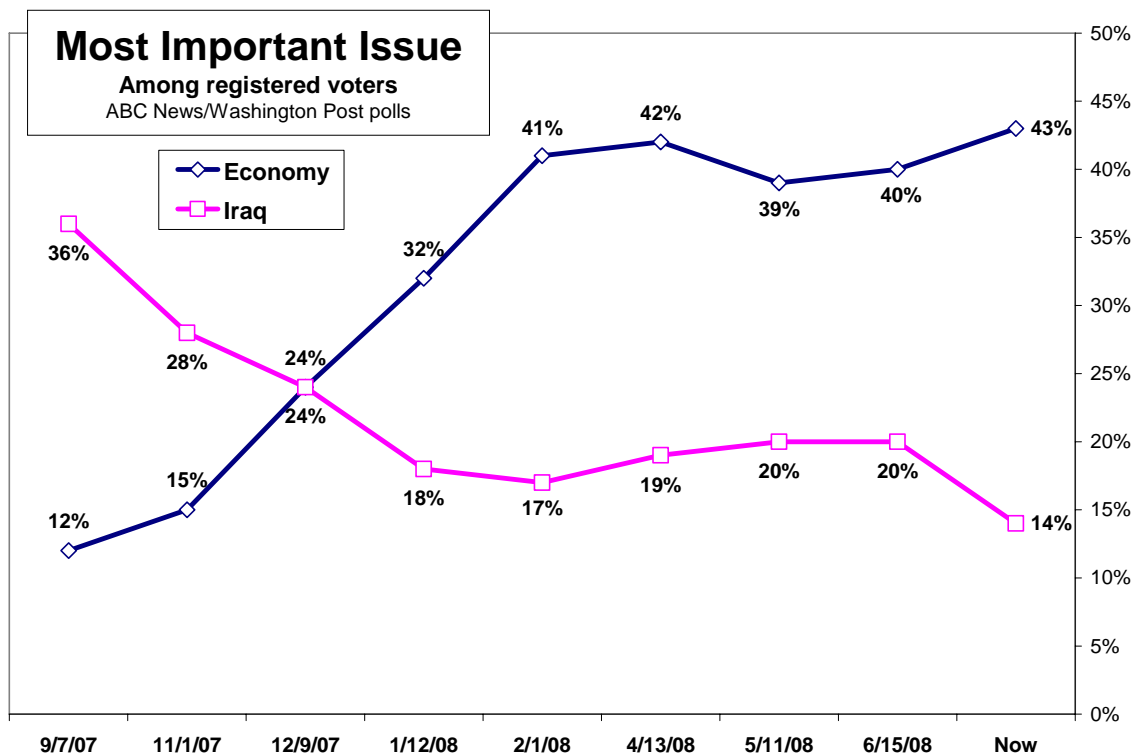
But Obama might be expected to do better on Iraq, since he's clearly the more anti-war candidate, and 63 percent of Americans continue to say the war was not worth fighting. Fifty percent, in another measure, say the United States is making significant progress toward restoring civil order in Iraq, the most since the capture of Saddam Hussein but hardly a full-throated endorsement of McCain's positive assessment.

Nonetheless, McCain still leads, by 52-38 percent, in trust to handle the U.S. campaign against terrorism more broadly, and by 52-41 percent in trust to handle an "unexpected

major crisis” – both again underscoring the extent to which he’s likely to promote himself as a steady hand in a dangerous world.

Indeed a key differentiator is whether voters are more focused on “strength and experience” or a “new direction and new ideas.” Registered voters divide closely, 47-44 percent, between the two, the former heavily for McCain, the latter even more heavily for Obama.

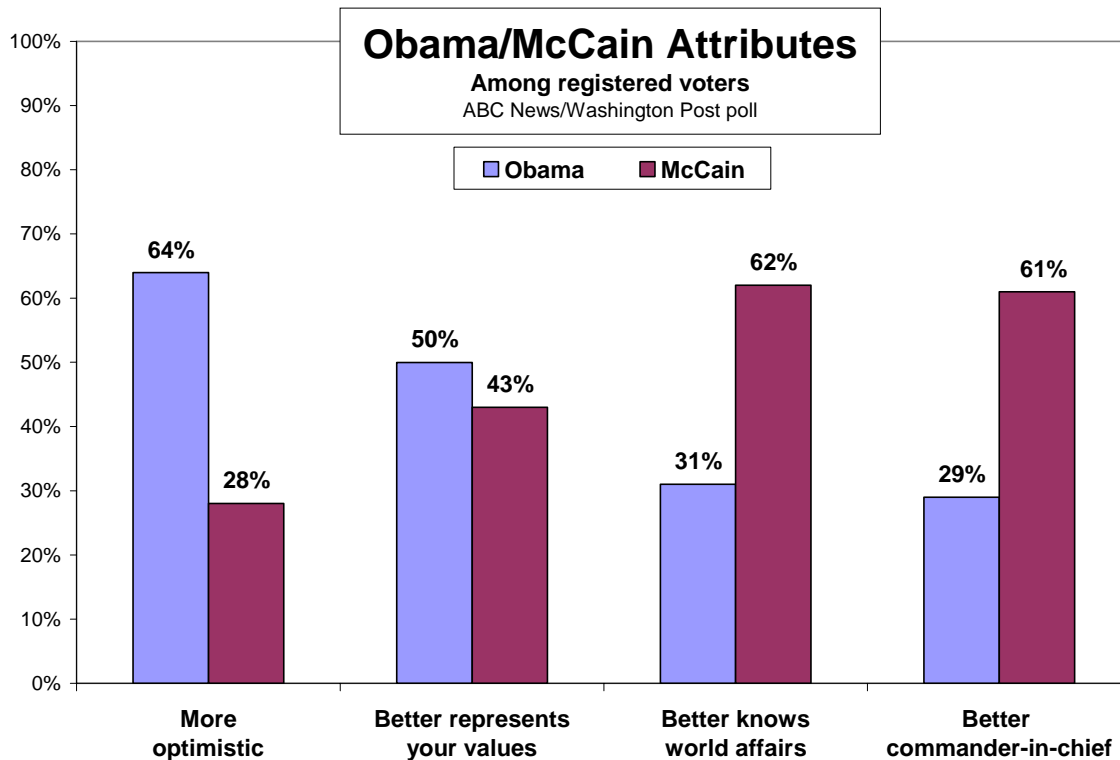
Obama, meanwhile, continues to lead in trust to handle the economy, 50-39 percent, and it’s the No. 1 issue by a larger-than-ever margin. Forty-three percent volunteer it as the most important issue in their vote, a high level of agreement on an open-ended question. Fourteen percent cite the Iraq war – continuing a downward path since last fall, when it dominated the agenda – with all other “top issue” mentions in the single digits.



Obama also leads in trust to handle social issues such as abortion and gay civil unions, albeit by a smaller margin than last month, and has a slight edge on energy policy. The two are ranked evenly on Iraq and taxes, and McCain’s improved on immigration policy.

ATTRIBUTES – McCain does slightly better on consistency, but Obama continues to lead him on a variety of other personal attributes: Would stand up to special interests, 53-32 percent; understands the problems of people like you, 49-36 percent (a bit less of a margin than last month); would work in a bipartisan way, 49-37 percent; and best represents your personal values, 50-43 percent. They’re close on “stronger leader” – 49-

44 percent, Obama-McCain, an improvement for Obama – and run evenly on who’s more honest and trustworthy.



Obama’s single biggest advantage is on being seen as “more optimistic,” a 64-28 percent lead over McCain and a potentially important one, given the generally better performance of sunnier candidates. Additionally, 48 percent say McCain’s spent more time attacking his opponent than addressing the issues; fewer, 29 percent, say Obama’s mainly spent his time going negative.

	Spent more time:	
	Attacking his opponent	Addressing the issues
Obama	29%	64
McCain	48	45

As noted, a substantial 45 percent say they’re uncomfortable with the notion of McCain taking office at age 72, including 20 percent who are entirely uncomfortable with it. Far fewer express discomfort with the idea of Obama becoming the first African-American president – 11 percent, with 6 percent entirely so.

GROUPS – Regardless of popular buzz about various groups du jour, there are few true swing voter groups; they include independents, white Catholics and, arguably, married

women. Among two of them the race is close: Among registered voters, independents divide by 45-43 percent between Obama and McCain; married women, 48-44 percent.

But there's a wider gap – a 50-39 percent McCain advantage – among white Catholics. That should be disconcerting to the Obama campaign, since white Catholics have voted for the winner in each of the last eight presidential elections. And even in the absence of data demonstrating that affinity with a vice presidential nominee moves votes, it could suggest one possible line of thinking in Obama's camp: Biden is Catholic.

Among whites overall, McCain has a scant 49-43 percent edge; Bush won whites by wider margins in 2004 and 2000 alike. Obama's winning support from 88 percent of blacks – customary for a Democratic presidential candidate – and six in 10 Hispanics.

There's a pronounced gender gap in the contest, with a 50-41 percent McCain advantage among men, but a wider 55-37 percent Obama lead among women (better than Kerry's in 2004). Indeed Obama leads among white women, 50-42 percent (Kerry lost them), while McCain has wide a 57-35 percent advantage among white men. Women are more apt than men to be Democrats.

While much was made in the primaries of Obama's relative weakness among working-class whites, he's actually doing better in this group than among better-off whites. Whites with less than \$50,000 in household incomes split 49-40 percent toward Obama; those with \$50,000-\$100,000 income divide evenly, and those with higher incomes go broadly for McCain, 60-37 percent.

Obama continues to do best with younger voters, whose turnout is less reliable. In a related result, among registered voters under 50, 56 percent think Obama has enough experience for the job; among those over 50, 52 percent think he does not.

	ABC/Post 8/22		2004 Exit Poll	
	among registered voters		Kerry	Bush
	Obama	McCain		
All	49%	43	48%	51
Men	41	50	44	55
Women	55	37	51	48
Whites	43	49	41	58
Blacks	88	7	88	11
Hispanics	61	27	57	39
White men	35	57	37	62
White women	50	42	44	55
Married women	48	44	44	55
Democrats	79	14	89	11
Independents	45	43	49	48
Republicans	13	84	6	93

White Catholics	39	50	43	56
Evangelical white Protestants	27	65	21	78
No religion	66	27	67	31
Whites <\$50K	49	40	46	53
Whites \$50-100K	44	47	38	61
Whites >\$100K	37	60	37	63

One likely question during the campaign is whether Obama did himself any damage by not picking Clinton as his running mate. On one hand, 32 percent of registered voters say that would have made them more likely to support him, vs. 20 percent less likely – a bit of a differential. They are disproportionately former Clinton supporters, staying true to their preferred candidate for the top slot. But if it doesn't help Obama with this group, the Biden pick also looks not to have hurt: Fifteen percent of former Clinton supporters say his v.p. choice makes them more likely to support Obama, 11 percent less likely, with 70 percent saying it makes no difference.

Consistent with his continued challenges harvesting former Clinton supporters, Obama is losing some of his base: Seventy-nine percent of self-identified Democrats are supporting him, with 14 percent for McCain and 7 percent undecided. Obama will want to reel those undecideds in; Kerry and Gore each won more than 85 percent within their own party.

At the same time, McCain is seeing defections as well: Thirteen percent of Republicans are backing Obama. There are fewer Republicans out there this year; the trick for McCain is to keep his base motivated while also appealing to the center. But the trick for Obama – as it's long been for any presidential candidate – is essentially the same.

METHODOLOGY - This ABC News/Washington Post poll was conducted by telephone Aug. 19-22, 2008, among a random national sample of 1,108 adults, including an oversample of African Americans (weighted to their correct share of the national population), for a total of 201 black respondents. Results among registered voters have a 3-point error margin. Sampling, data collection and tabulation by TNS of Horsham, PA.

Analysis by Gary Langer.

ABC News polls can be found at ABCNEWS.com at <http://abcnews.com/pollingunit>

Media contact: Cathie Levine, (212) 456-4934.

Full results follow (*= less than 0.5 percent).

1. (ASKED OF REGISTERED VOTERS) How closely are you following the presidential race: very closely, somewhat closely, not too closely, or not closely at all?

		---- Closely ----			---- Not closely ----			No
		NET	Very	Smwt.	NET	Not too	At all	opinion
8/22/08	RV	84	42	42	16	11	5	*
7/13/08	RV	79	36	42	21	12	9	1

7/13/08	73	32	41	26	14	12	1
6/15/08	75	34	41	25	12	13	*
5/11/08	83	39	44	17	13	5	0
4/13/08	84	37	47	16	11	5	*
3/2/08	84	42	42	15	11	4	*
2/1/08	81	35	46	19	12	7	*
1/12/08	79	32	47	21	15	6	*
12/9/07	72	21	51	28	19	8	*
11/1/07	67	21	46	33	22	12	0
9/30/07	69	21	48	30	21	10	*
7/21/07	70	22	48	30	20	10	*
6/1/07	66	18	48	34	22	13	*
4/15/07	66	20	45	34	20	14	*
2/25/07	65	20	44	35	25	10	*

2004:

8/29/04	RV	81	43	38	20	13	7	*
8/1/04	RV	80	41	39	20	13	7	*
7/25/04		73	34	39	27	15	12	*
6/20/04		78	33	45	22	15	7	*
5/23/04		74	33	41	26	17	9	*
4/18/04		75	30	45	25	16	9	0
3/7/04		75	33	42	25	18	7	*
2/11/04		75	30	45	25	15	10	*
1/18/04		66	22	44	35	22	13	*
10/29/03		54	15	39	45	30	15	0
9/13/03		56	16	40	44	27	17	*

2000:

8/20/00	RV	74	28	46	26	16	10	1
8/10/00	RV	72	29	43	29	18	11	*
8/6/00		53	17	36	47	22	25	*
7/29/00		51	16	35	49	25	24	*
7/23/00		50	14	36	50	25	25	*
6/11/00		49	13	36	51	26	25	0
4/2/00		53	17	36	47	24	23	0
3/11/00		61	21	40	38	21	17	0
2/27/00		70	24	46	30	20	10	*
2/6/00		65	19	48	34	21	13	0
1/16/00		50	11	39	50	26	24	*
12/15/99		45	12	33	55	31	24	*
10/31/99		61	16	45	38	25	13	*

Previous:

7/17/95		36	7	29	63	33	31	*
7/8/92		76	28	48	24	16	8	*
1/27/92		51	14	37	48	25	23	1
8/18/88	RV	68	26	42	31	20	11	0
8/15/88	RV	70	27	43	31	19	12	0
5/25/88		76	25	51	25	19	6	*
8/23/87		50	9	41	49	31	18	*
6/1/87		50	11	39	49	32	17	*

2. (ASKED OF REGISTERED VOTERS) I'd like you to rate the chances that you will vote in the presidential election in November: Are you absolutely certain to vote, will you probably vote, are the chances 50-50, or less than that?

		Certain to vote	Probably vote	Chances 50/50	Less than that	Don't think will vote (vol.)	No opinion
8/22/08	RV	84	10	4	2	*	*
7/13/08	RV	79	10	7	3	2	0

7/13/08	69	11	8	7	5	*
6/15/08	71	9	8	7	4	*
3/2/08	78	9	7	4	2	*

3. (ASKED OF REGISTERED VOTERS) If the 2008 presidential election were being held today and the candidates were (Barack Obama, the Democrat) and (John McCain, the Republican), for whom would you vote?

NET LEANED VOTE - REGISTERED VOTERS

	Obama	McCain	Other (vol.)	Neither (vol.)	Would not vote (vol.)	No opinion
8/22/08	49	43	*	3	2	3
7/13/08	50	42	1	3	1	2
6/15/08	49	45	1	3	1	3
5/11/08	51	44	*	2	1	1
4/13/08	49	44	*	3	3	2
3/2/08	53	40	*	2	1	3
2/1/08	47	48	1	1	1	2
1/19/07	47	45	*	3	1	4

NET LEANED VOTE - LIKELY VOTERS

	Obama	McCain	Other (vol.)	Neither (vol.)	Would not vote (vol.)	No opinion
8/22/08	49	45	*	2	0	4
7/13/08	49	46	1	2	0	2
6/15/08	47	48	1	2	0	2

3b. (IF NAMED CANDIDATE) Would you definitely vote for (CANDIDATE), or is there a chance you could change your mind and vote for someone else? (IF CHANCE CHANGE MIND) Is there a GOOD CHANCE you'll change your mind, or would you say it's PRETTY UNLIKELY?

	Definitely vote for	-Chance change mind - NET	Good	Unlikely	No opinion
8/22/08 RV	73	24	11	13	3
7/13/08 RV	72	25	10	15	3
7/13/08	72	25	11	14	3
6/15/08	70	28	12	16	2
5/11/08	69	29	15	14	2
9/26/04 RV	82	16	4	12	2
9/8/04 RV	84	14	6	8	2
8/29/04 RV	81	18	7	11	1
8/1/04 RV	80	19	7	12	1
7/25/04 RV	78	20	7	13	2
7/11/04 RV	79	21	7	13	1
6/20/04 RV	73	26	12	14	*
6/20/04	71	28	13	15	1

Barack Obama:

	Definitely vote for	-Chance change mind - NET	Good	Unlikely	No opinion
8/22/08 RV	74	23	7	15	4
7/13/08 RV	72	23	9	14	5
7/13/08	75	21	9	12	4
6/15/08	72	25	7	18	3
5/11/08	71	26	13	13	3

John McCain:

		Definitely vote for	-Chance NET	change mind Good	- Unlikely	No opinion
8/22/08	RV	72	25	14	11	2
7/13/08	RV	71	28	12	17	1
7/13/08		68	31	14	17	1
6/15/08		69	31	17	13	1
5/11/08		66	32	17	15	2

4. (ASKED OF REGISTERED VOTERS) If the 2008 presidential election were being held today and the candidates were {(Barack Obama, the Democrat)}, (John McCain, the Republican)}, {(Bob Barr, the Libertarian Party candidate)}, and (Ralph Nader, as an independent candidate)}, for whom would you vote?

NET LEANED VOTE - REGISTERED VOTERS

	Obama	McCain	Barr	Nader	Other (vol.)	None (vol.)	Would not vote (vol.)	No opinion
8/22/08	47	40	4	4	1	1	1	3
7/13/08	49	39	2	5	1	2	1	2

NET LEANED VOTE - LIKELY VOTERS

	Obama	McCain	Barr	Nader	Other (vol.)	None (vol.)	Would not vote (vol.)	No opinion
8/22/08	48	42	3	3	1	1	*	2
7/13/08	49	43	2	4	*	1	0	2

NET LEANED VOTE - GENERAL PUBLIC

	Obama	McCain	Barr	Nader	Other (vol.)	None (vol.)	Would not vote (vol.)	No opinion
7/13/08	49	36	2	5	*	3	2	2

5. Do you approve or disapprove of the way George W. Bush is handling his job as president? Do you approve/disapprove strongly or somewhat?

	----- Approve -----			----- Disapprove -----			No opinion
	NET	Strongly	Somewhat	NET	Somewhat	Strongly	
8/22/08	30	13	17	66	16	50	4
7/13/08	28	12	16	69	13	56	3
6/15/08	29	10	19	68	14	54	3
5/11/08	31	15	16	66	14	52	2
4/13/08	33	16	17	64	15	49	2
3/2/08	32	15	17	66	16	50	2
2/1/08	33	17	16	65	14	51	2
1/12/08	32	16	16	66	15	51	2
12/9/07	33	17	16	64	14	50	3
11/1/07	33	17	16	64	13	50	3
9/30/07	33	15	18	64	14	49	3
9/7/07	33	16	17	64	15	49	3
7/21/07	33	16	17	65	13	52	2
6/1/07	35	17	18	62	16	46	3
4/15/07	35	17	18	62	14	49	2
2/25/07	36	19	17	62	12	49	2
1/19/07	33	17	16	65	14	51	2
12/11/06	36	18	18	62	13	49	2
11/4/06	40	24	16	57	12	46	2
10/22/06	37	21	16	60	15	45	3
10/8/06	39	23	16	60	12	48	1
9/7/06	42	24	18	55	12	43	3

8/6/06	40	23	17	58	12	46	2
6/25/06	38	20	18	60	12	48	2
5/15/06	33	17	16	65	18	47	2
4/9/06	38	20	18	60	13	47	1
3/5/06	41	24	17	58	14	44	1
1/26/06	42	25	18	56	14	42	2
1/8/06	46	29	17	52	13	39	2
12/18/05	47	29	17	52	12	40	1
11/2/05	39	20	18	60	13	47	1
10/29/05	39	22	17	58	13	45	3
9/11/05	42	27	15	57	12	45	1
8/28/05	45	27	18	53	12	41	2
6/26/05	48	27	21	51	11	40	1
6/5/05	48	27	21	52	14	38	1
4/24/05	47	25	22	50	13	38	3
3/13/05	50	31	19	48	11	37	3
1/31/05	50	34	15	45	11	34	5
1/16/05	52	33	19	46	11	35	2
12/19/04	48	27	21	49	12	38	2
10/20/04	50	30	20	46	11	35	4
10/17/04 LV	54	35	19	45	9	36	2
10/16/04 LV	54	35	19	44	10	34	2
10/15/04 LV	54	35	19	44	10	34	2
10/3/04 LV	53	36	17	46	11	34	1
9/26/04	50	33	18	45	13	32	5
9/8/04	52	35	17	43	11	32	5
8/29/04	50	31	19	47	13	34	3
8/1/04	47	28	18	49	13	36	5
7/25/04	50	32	19	47	13	34	3
7/11/04	48	31	17	50	11	39	2
6/20/04	47	30	17	51	13	39	1
5/23/04	47	31	17	50	14	36	3
4/18/04	51	33	18	47	13	34	1
3/7/04	50	32	18	48	12	36	2
2/11/04	50	30	21	47	14	34	2
1/18/04	58	35	24	40	9	30	2
12/21/03	59	39	21	38	15	23	3
12/14/03	57	37	20	39	10	29	5
12/7/03	53	32	21	40	13	27	7
11/16/03	57	34	23	39	11	28	4
10/29/03	56	30	26	42	13	29	2
10/13/03	53	33	20	43	13	29	4
9/30/03	54	34	20	44	15	29	2
9/13/03	58	35	23	40	14	27	2
9/7/03	56	34	22	41	13	28	4
8/11/03	59	37	22	37	14	23	4
7/10/03	59	35	24	38	13	25	3
6/22/03	68	45	23	29	11	18	4
4/30/03	71	50	22	26	17	9	3
4/16/03	74	52	22	23	9	14	3
4/9/03	77	58	19	20	6	14	4
4/3/03	71	54	16	25	7	19	4
3/23/03	68	NA	NA	27	NA	NA	4
3/20/03	67	NA	NA	28	NA	NA	5
3/2/03	62	38	23	35	13	22	4
2/23/03	60	NA	NA	34	NA	NA	6
2/9/03	64	42	21	34	14	20	3
2/1/03	62	41	21	34	13	22	4
1/28/03	62	43	19	36	13	23	2
1/27/03	59	39	21	37	15	22	4
1/20/03	59	36	23	38	16	22	2
12/15/02	66	37	28	32	12	20	2
11/4/02 LV	67	45	23	31	12	20	1

11/3/02	LV	67	45	22	32	12	20	1
11/2/02	LV	67	47	20	32	9	23	1
10/27/02		67	39	28	29	13	16	4
9/26/02		67	42	25	30	12	18	3
9/8/02		71	42	28	27	12	15	3
7/28/02		69	39	31	28	14	14	3
7/15/02		72	42	31	25	12	13	2
6/17/02		74	42	32	22	9	13	4
6/9/02		77	41	36	20	9	11	3
5/19/02		76	48	28	22	8	13	3
4/21/02		78	47	31	20	9	10	2
3/28/02		79	49	30	18	8	10	3
3/10/02		82	52	30	16	9	7	2
1/27/02		83	56	27	14	7	7	3
12/19/01		86	64	22	12	6	6	2
11/27/01		89	69	21	9	4	5	1
11/6/01		89	65	24	9	5	4	2
10/9/01		92	76	16	6	3	3	1
9/27/01		90	70	20	6	3	3	4
9/13/01		86	63	23	12	5	6	2
9/9/01		55	26	29	41	20	22	3
8/12/01		61	28	33	31	14	17	8
7/30/01		59	28	30	38	17	22	3
6/3/01		55	27	28	40	18	22	6
4/22/01		63	33	30	32	16	16	5
3/25/01		58	NA	NA	33	NA	NA	8
2/25/01		55	NA	NA	23	NA	NA	22

6. Do you think things in this country (are generally going in the right direction) or do you feel things (have gotten pretty seriously off on the wrong track)?

		Right direction	Wrong track	No opinion
8/22/08		19	78	2
6/15/08		14	84	2
5/11/08		16	82	2
1/12/08		21	77	2
11/1/07		24	74	2
6/1/07		25	73	2
1/19/07		26	71	3
11/4/06	RV	39	59	2
10/22/06		30	68	2
10/8/06		32	66	2
5/15/06		29	69	2
11/2/05		30	68	2
10/24/04	LV	41	55	4
4/18/04		42	57	1
4/30/03		52	46	2
9/26/02		43	53	4
2/21/02		54	42	4
2/14/99		55	41	4
11/1/98		55	43	2
11/1/98	LV	55	44	1
8/21/98		57	40	4
7/12/98		50	45	6
4/4/98		55	41	4
1/31/98		61	34	5
1/30/98		61	34	5
1/19/98		44	50	6
8/27/97		39	57	4
6/8/97		37	60	3

3/9/97	34	62	4
10/17/96 RV	40	55	5
10/16/96 RV	42	53	5
10/15/96 RV	43	52	5
10/14/96 RV	44	51	5
10/13/96 RV	44	51	5
9/04/96 RV	40	54	6
8/21/96	28	67	5
6/30/96	26	70	5
3/17/96	27	70	3
1/21/96	27	66	6
1/3/96	21	77	3
4/5/95	23	73	3
1/4/95	27	68	6
10/31/94	27	69	4
7/20/94	26	70	4
3/27/94	28	69	3
1/23/94	31	60	10
11/14/93	25	69	6
8/8/93	26	71	3
6/20/93	26	71	3
4/26/93	27	71	2
3/11/93	36	57	7
2/28/93	37	59	4
1/17/93	31	63	6
12/14/92	35	60	5
10/27/92 RV	22	76	2
10/4/92 RV	18	78	4
6/7/92	14	83	3
4/9/92	16	81	3
3/11/92	18	79	4
1/15/92	19	78	3
11/10/91	24	72	4
10/29/91	26	71	3
8/27/91	31	60	9
7/28/91	30	67	3
6/2/91	39	57	4
4/9/91	42	51	7
2/26/91	58	39	3
1/27/91	49	48	4
10/14/90	19	79	2
9/9/90	36	60	4
8/20/90	35	60	5
7/24/90	37	60	2
5/21/90	39	60	2
3/26/90	44	53	2
2/4/90	49	48	3
1/16/90	48	49	3
5/23/89	42	55	3
3/16/89	46	52	2
1/16/89 LV	51	46	3
10/25/88 RV	49	46	6
9/27/88	48	44	8
7/11/88	40	56	4
5/25/88	35	59	6
3/21/88	40	56	4
1/23/88	39	59	2
12/13/87	49	47	4
12/2/87	35	61	4
9/23/87	43	54	4
6/29/87	35	62	3
4/13/87	37	60	3
3/9/87	38	58	4

1/18/87	39	56	5
9/8/86	50	48	2
1/26/86	45	47	8
7/29/85	52	43	6
1/16/85	59	36	4
5/22/84	47	48	5
12/13/83	43	51	6
11/7/83	51	44	5
4/12/83	41	54	4
3/2/83	43	53	3
1/25/83	58	39	3
1/25/83	43	52	4
10/11/82	35	57	8
1/30/82	39	56	5
2/80*	20	70	10
2/78	34	53	13
2/77	41	44	14
10/75	19	71	9
10/74	15	75	11
10/73	16	74	10

*2/80 and previous: Roper

7. (ASKED OF REGISTERED VOTERS) Thinking ahead to the November presidential election, what is the single most important issue in your choice for president?

	----- 2008 -----						----- 2007 -----		
	8/22	6/15	5/11	4/13	2/1	1/12	12/9	11/1	9/7
	RV	RV							
Economy/Jobs/Gas/Energy*	43	40	38	42	39	30	24	14	11
Iraq/War in Iraq	14	20	21	18	19	20	23	29	35
Health care	4	6	6	7	8	10	10	13	13
Terrorism/National security	7	4	4	5	5	4	9	5	6
Ethics/Honesty/Corruption in government	4	3	3	4	4	5	4	4	6
Education	2	2	2	2	2	2	1	2	1
Immigration/Illegal immigration	2	1	2	4	4	4	5	5	5
Morals/Family values	2	2	2	2	2	2	3	3	2
Taxes	2	2	2	*	1	1	1	1	1
Environment	2	1	1	*	1	1	1	2	1
Abortion	1	2	1	1	1	1	1	1	1
Foreign policy	3	2	1	1	1	2	1	2	1
Guns/Gun control	1	1	1	*	*	*	*		
Federal budget deficit	*	1	*	*	*	*	*	1	1
Housing/Mortgages	*	*	*	*	*	*	*	*	*
Social Security	*	*	*	*	*	1	1	2	1
Iran/Situation in Iran	*	0	*	0	0	*	0	*	0
Global warming	*	0	0	0	*	*	*	*	*
None/Nothing	0	*	*	*	*	*	1	*	*
Other	8	6	7	7	6	9	7	9	7
No opinion	6	6	6	5	7	7	7	8	9
*Separately:									
Economy/Jobs	39	34	36	41	39	29	24	14	11
Gas/Oil prices/Energy	4	6	2	1	*	1	0	0	0

8. (ASKED OF REGISTERED VOTERS) Do you have a favorable or unfavorable impression of (NAME)? Do you feel that way strongly or somewhat?

8/22/08 - Summary Table*

	----- Favorable -----			----- Unfavorable -----			No
	NET	Strongly	Somewhat	NET	Somewhat	Strongly	op.
a. Barack Obama	62	37	25	34	13	21	4
b. John McCain	59	25	34	37	15	22	4

c-f held for release.

*Full sample asked items a-b, half sample asked items e-f, other half sample asked items g-h.

Trend where available:

a. Barack Obama

		----- Favorable -----			----- Unfavorable -----			No
		NET	Strongly	Somewhat	NET	Somewhat	Strongly	opinion
8/22/08	RV	62	37	25	34	13	21	4
6/15/08	RV	62	34	27	34	11	23	4
6/15/08		63	35	28	33	12	21	4
4/13/08		56	28	28	39	14	25	5
1/12/08		63	31	32	30	14	16	7
11/1/07		51	21	30	36	16	20	13
2/25/07		53	21	33	30	16	14	16
1/19/07		45	NA	NA	29	NA	NA	25
12/11/06		44	21	22	23	17	6	33

b. John McCain

		----- Favorable -----			----- Unfavorable -----			No
		NET	Strongly	Somewhat	NET	Somewhat	Strongly	opinion
8/22/08	RV	59	25	34	37	15	22	4
6/15/08	RV	57	20	38	39	18	20	4
6/15/08		56	18	38	39	18	21	5
4/13/08		53	17	36	40	19	21	7
1/12/08		59	24	35	30	17	13	11
11/1/07		43	10	34	42	23	19	14
2/25/07		52	13	39	35	22	13	13
1/19/07		49	NA	NA	35	NA	NA	16
12/11/06		50	17	33	31	20	11	19
5/15/06		55	20	35	31	20	11	14
3/5/06		59	22	38	29	18	11	12
6/5/05		57	NA	NA	32	NA	NA	11
7/30/01		57			30			12
2/27/00		60			21			19
10/31/99		36			22			41
9/2/99		22			10			68
3/14/99		20			10			69

9. (ASKED OF REGISTERED VOTERS) Do you have a favorable or unfavorable impression of (ITEM)?

8/22/08 - Summary Table*

	Favorable	Unfavorable	No opinion
a. The Democratic Party	58	36	5
b. The Republican Party	47	49	4

*Half sample asked a, other half sample asked b.

Trend:

a. The Democratic Party

		Favorable	Unfavorable	No opinion
8/22/08	RV	58	36	5
11/1/07		51	45	5
3/5/06		55	41	4
6/5/05		51	47	2
12/15/02		56	37	6
1/27/02		56	36	8
7/30/01		60	36	4
12/15/00		64	25	11
1/16/00		56	35	9
1/10/00*		61	33	6
1/10/00	LV	58	37	5
11/21/99		51	41	8
5/2/99		53	37	10
2/21/99		55	37	8
2/13/99		56	38	6
2/8/99		57	37	6
1/10/99		57	35	8
12/20/98		57	30	13
12/16/98		58	32	10
10/29/97		54	39	7
9/1/96	RV	60	36	4
8/18/96	RV	55	41	4
8/7/96	RV	57	38	5
4/10/96		55	38	7
4/19/95		51	43	6
7/8/92	RV	54	38	8

*1/10/00 and previous: Gallup

b. The Republican Party

		Favorable	Unfavorable	No opinion
8/22/08	RV	47	49	4
11/1/07		39	56	5
3/5/06		51	46	3
6/5/05		49	49	2
12/15/02		56	38	5
1/27/02		63	30	7
7/30/01		51	46	3
12/15/00		54	35	11
1/16/00		53	37	10
1/10/00*		53	41	6
1/10/00	LV	56	39	5
11/21/99		50	44	6
5/2/99		47	44	9
2/21/99		45	46	9
2/13/99		40	54	5
2/8/99		45	47	8
1/10/99		40	52	8
12/20/98		31	57	12
12/16/98		43	47	10
10/29/97		50	42	8
9/1/96	RV	50	45	5
8/18/96	RV	55	41	4
8/7/96	RV	51	44	5
4/10/96		52	41	7
4/19/95		52	42	6
7/8/92	RV	53	39	8

*1/10/00 and previous: Gallup

10. (ASKED OF REGISTERED VOTERS) Regardless of who you may support, who do you trust more to handle [ITEM] - (Obama) or (McCain)?

8/22/08 - Summary Table*

	Obama	McCain	Both (vol.)	Neither (vol.)	No opinion
a. The economy	50	39	2	5	4
b. The war in Iraq	46	46	1	4	3
c. Immigration issues	40	46	1	9	4
d. The U.S. campaign against terrorism	38	52	3	5	2
e. U.S. relations with Russia	41	46	3	5	5
f. Energy policy	49	42	3	4	2
g. International affairs	43	51	1	2	3
h. Social issues, such as abortion and gay civil unions	52	39	2	4	4
i. An unexpected major crisis	41	52	2	2	3
j. Taxes	44	45	1	5	5

*Full sample asked items a-b, half sample asked items c-f, other half sample asked items g-j.

Trend where available:

a. The economy

	Obama	McCain	Both (vol.)	Neither (vol.)	No opinion
8/22/08 RV	50	39	2	5	4
7/13/08 RV	54	37	2	6	3
7/13/08	54	35	2	6	3
6/15/08	52	36	2	5	5
5/11/08	48	38	2	8	4
3/2/08	49	37	2	6	6

b. The war in Iraq

8/22/08 RV	46	46	1	4	3
7/13/08 RV	44	49	1	3	3
7/13/08	45	47	1	4	3
6/15/08	46	47	*	3	4
5/11/08	46	45	1	5	3
3/2/08	43	48	1	4	5

c. Immigration issues

8/22/08 RV	40	46	1	9	4
7/13/08 RV	46	40	4	6	4
7/13/08	48	38	4	7	3
5/11/08	42	37	3	10	7
3/2/08	48	35	3	6	8

d. The U.S. campaign against terrorism

8/22/08 RV	38	52	3	5	2
7/13/08 RV	39	54	2	3	1
7/13/08	43	49	2	4	1
6/15/08	39	53	2	3	4
5/11/08	34	55	4	4	3
3/2/08	33	58	2	3	5

e. No trend.

f. Energy policy

8/22/08 RV	49	42	3	4	2
6/15/08 RV	50	39	1	5	6
6/15/08	51	36	1	5	6

g. International affairs

8/22/08 RV	43	51	1	2	3
7/13/08 RV	45	47	2	2	4
7/13/08	45	45	2	3	4
6/15/08	43	49	2	2	3

h. Social issues, such as abortion and gay civil unions

8/22/08 RV	52	39	2	4	4
7/13/08 RV	58	33	1	5	3
7/13/08	56	32	2	5	6

i. An unexpected major crisis

8/22/08 RV	41	52	2	2	3
7/13/08 RV	42	51	3	2	3
7/13/08	41	50	3	3	3

j. Taxes

8/22/08 RV	44	45	1	5	5
6/15/08 RV	47	42	1	6	5
6/15/08	48	40	1	6	6

11. (ASKED OF REGISTERED VOTERS) Regardless of who you may support, who do you think [ITEM] - (Obama) or (McCain)?

8/22/08 - Summary Table*

	Obama	McCain	Both (vol.)	Neither (vol.)	No opinion
a. better represents your own personal values	50	43	2	3	2
b. is more consistent in his positions	41	47	3	6	3
c. has better knowledge of world affairs	31	62	3	2	2
d. is the stronger leader	49	44	3	2	2
e. is more optimistic	64	28	3	2	3
f. is more honest and trustworthy	39	38	10	9	4
g. better understands the problems of people like you	49	36	3	9	2
h. would do more to stand up to lobbyists and other special interest groups	53	32	2	8	5
i. would work better with both (Democrats) and (Republicans) in Congress	49	37	6	4	4
j. would be a better commander- in-chief of the military	29	61	2	3	4

*Half sample asked items a-e, other half sample asked items f-j.

Trend where available:

a. better represents your own personal values

	Obama	McCain	Both (vol.)	Neither (vol.)	No opinion
8/22/08 RV	50	43	2	3	2
6/15/08 RV	49	41	1	6	2
6/15/08	51	38	2	5	3

b. is more consistent in his positions

8/22/08 RV	41	47	3	6	3
7/13/08 RV	44	45	3	4	4
7/13/08	45	43	3	5	4

c. has better knowledge of world affairs

8/22/08 RV	31	62	3	2	2
7/13/08 RV	27	64	3	3	3
7/13/08	26	63	4	3	4
5/11/08	24	65	4	2	5
3/2/08	24	64	4	3	5

d. is the stronger leader

8/22/08 RV	49	44	3	2	2
6/15/08 RV	44	47	3	1	4
6/15/08	46	46	3	1	4
5/11/08	42	46	3	2	6
3/2/08	40	51	2	1	6

e. No trend.

f. is more honest and trustworthy

8/22/08 RV	39	38	10	9	4
7/13/08 RV	43	40	7	6	4
7/13/08	45	38	6	7	4

g. better understands the problems of people like you

8/22/08 RV	49	36	3	9	2
6/15/08 RV	53	36	1	7	4
6/15/08	53	35	1	7	4
5/11/08	54	35	2	5	3
3/2/08	56	29	2	7	7

h. would do more to stand up to lobbyists and special interest groups

8/22/08 RV	53	32	2	8	5
6/15/08 RV	53	35	2	5	5
6/15/08	51	36	2	6	5

i. No trend.

j. No trend.

12. (ASKED OF REGISTERED VOTERS) Which of these is more important to you in a candidate for president: (strength and experience) or (a new direction and new ideas)?

Strength and	New direction	Both	Neither	No
--------------	---------------	------	---------	----

	experience	and new ideas	(vol.)	(vol.)	opinion
8/22/08 RV	47	44	6	2	1
7/13/08 RV	47	46	5	*	1
7/13/08	46	47	5	*	1
6/15/08	43	50	6	1	1
5/11/08	47	43	9	1	1
4/13/08	49	43	6	1	1
3/2/08	45	46	7	1	1
2/1/08	51	39	7	1	1
1/12/08	47	43	9	*	1
12/9/07	54	38	6	*	1
11/1/07	49	41	8	1	1
9/30/07	52	40	7	1	1
7/21/07	50	41	6	*	2

13. (ASKED OF REGISTERED VOTERS) Thinking about his candidacy for president so far, how enthusiastic are you about [NAME] - very enthusiastic, fairly enthusiastic, not too enthusiastic, or not enthusiastic at all?

8/22/08 - Summary Table

	--- Enthusiastic --			---- Not enthusiastic ----			No
	NET	Very	Fairly	NET	Not too	Not at all	opinion
a. Obama	58	27	31	42	15	27	*
b. McCain	47	13	34	52	24	27	1

Trend where available:

a. Obama

	--- Enthusiastic --			---- Not enthusiastic ----			No
	NET	Very	Fairly	NET	Not too	Not at all	opinion
8/22/08 RV	58	27	31	42	15	27	*
6/15/08 RV	54	26	28	45	17	28	1
6/15/08	55	28	27	44	18	26	1

b. McCain

8/22/08 RV	47	13	34	52	24	27	1
6/15/08 RV	43	9	33	57	27	29	1
6/15/08	42	9	33	57	28	29	1
2/27/00	50	15	35	48	27	21	2

Compare to:

	--- Enthusiastic --			---- Not enthusiastic ----			No
	NET	Very	Fairly	NET	Not too	Not at all	opinion
Gore:							
4/2/00	45	17	28	55	23	32	*
2/27/00	43	17	26	56	23	33	1
3/14/99	39	12	27	59	24	35	1
Bush:							
4/2/00	50	20	29	50	24	26	*
2/27/00	50	18	32	50	19	30	1
3/14/99	55	17	38	42	21	21	3

Compare to:

7/17/95 - Summary Table

	--- Enthusiastic --			---- Not enthusiastic ----			No
--	---------------------	--	--	----------------------------	--	--	----

	NET	Very	Fairly	NET	Not too	Not at all	opinion
Bill Clinton	46	15	31	54	16	38	*
Bob Dole	35	8	27	64	24	39	1
Ross Perot	24	9	15	75	18	58	*

14. (ASKED OF REGISTERED VOTERS) Regardless of who you may support, do you think Barack Obama does or does not have the kind of experience it takes to serve effectively as president?

	Does	Does not	No opinion
8/22/08 RV	50	47	3
6/15/08 RV	48	48	4
6/15/08	50	46	4
3/2/08	49	45	6

15. (ASKED OF REGISTERED VOTERS) If McCain were elected president, do you think he'd (mainly lead the country in a new direction), or (mainly continue in George W. Bush's direction)?

	New direction	Same direction	No opinion
8/22/08 RV	40	57	4
6/15/08 RV	41	55	5
6/15/08	38	57	5

16. (ASKED OF REGISTERED VOTERS) So far during this campaign, do you think [NAME] has been mainly (attacking his opponent) or mainly (addressing the issues)?

8/22/08 - Summary Table

	Attacking his opponent	Addressing the issues	No opinion
a. Obama	29	64	8
b. McCain	48	45	7

17. (ASKED OF REGISTERED LEANED DEMOCRATS) Who did you want to see win the Democratic nomination for president this year - (Hillary Clinton) or (Barack Obama)?

NET LEANED SUPPORT

	Hillary Clinton	Barack Obama	Other (vol.)	Neither (vol.)	No opinion
8/22/08 RV	42	55	*	1	1
7/13/08 RV	44	52	2	2	*
7/13/08	41	54	2	3	1
6/15/08	39	59	1	1	1

18. (ASKED OF REGISTERED VOTERS) If elected, [ITEM]. If you honestly assessed yourself, is that something with which you're entirely comfortable, somewhat comfortable, somewhat uncomfortable or entirely uncomfortable?

8/22/08 - Summary Table

	----- Comfortable -----	----- Uncomfortable -----	No op.
	NET Entirely Somewhat	NET Somewhat Entirely	
a. McCain would			

take office at age 72	55	30	25	45	24	20	1
b. Obama would be the first African- American president	87	70	17	11	6	6	2

19. (ASKED OF REGISTERED VOTERS) Do you think McCain is trying to make Obama's racial background more of an issue in the campaign than it should be, less of an issue, or is he handling it about right?

	More	Less	About right	No opinion
8/22/08 RV	25	13	58	4

20. (ASKED OF REGISTERED VOTERS) Do you think Obama is trying to make his racial background more of an issue in the campaign than it should be, less of an issue, or is he handling it about right?

	More	Less	About right	No opinion
8/22/08 RV	23	11	64	2

21. (ASKED OF REGISTERED VOTERS) As you may know, the (Democratic) and (Republican) parties will be holding their national conventions in the next few weeks. How important will these conventions be in helping you decide how to vote for president in November - extremely important, very important, somewhat important, or less important than that?

	-----	Important	-----	-----	Less important	-----	No
	NET	Extremely	Very	NET	Somewhat	Less than that	opin.
8/22/08 RV	29	12	16	71	27	43	1

22. (ASKED OF REGISTERED VOTERS) If Obama chooses [NAME] as his vice presidential running mate, would that make you more likely to vote for Obama, less likely, or wouldn't it make any difference in your vote?

8/22/08 - Summary Table*

	More likely	Less likely	No difference	No opinion
a. New York Senator Hillary Clinton	32	20	46	2
b. Virginia Governor Tim Kaine	5	9	83	4
c. Indiana Senator Evan Bayh	6	9	81	4
d. Delaware Senator Joe Biden	13	10	75	3
e. Kansas Governor Kathleen Sebelius	7	9	80	4
f. Connecticut Senator Chris Dodd	5	10	81	4

*Half sample asked items a-c; other half sample asked items d-f.

23-27 held for release.

28. All in all, considering the costs to the United States versus the benefits to the United States, do you think the war with Iraq was worth fighting, or not? Do you feel that way strongly or somewhat?

	----- Worth fighting -----			--- Not worth fighting ---			No
	NET	Strongly	Somewhat	NET	Somewhat	Strongly	opinion
8/22/08	35	22	13	63	13	50	2
7/13/08	36	22	13	63	13	50	1
6/15/08	34	21	13	63	9	54	3
4/13/08	34	24	11	64	11	52	2
3/2/08	34	24	11	63	12	51	2
2/1/08	34	23	11	65	11	53	1
1/12/08	35	21	13	64	13	51	2
12/9/07	37	25	12	61	11	50	2
11/1/07	35	23	12	63	12	51	2
9/30/07	38	25	14	59	12	47	3
9/7/07	36	23	13	62	11	51	2
7/21/07	36	25	12	63	10	53	1
6/1/07	37	24	12	61	12	50	2
4/15/07	33	22	11	66	12	54	1
2/25/07	34	22	12	64	13	51	2
1/10/07	40	28	12	58	11	47	2
12/11/06	36	25	11	61	12	50	2
11/4/06 RV	44	33	12	53	10	44	2
10/22/06	40	28	12	57	11	47	2
10/8/06	35	25	10	63	13	50	2
9/7/06	42	29	13	56	11	45	2
8/6/06	39	29	10	59	12	47	1
6/25/06	40	25	15	58	13	45	2
5/15/06	37	24	14	62	12	50	1
4/9/06	41	30	11	58	10	48	1
3/5/06	42	29	14	57	11	46	1
1/26/06	44	32	12	55	13	42	1
1/8/06	43	30	13	55	12	43	2
12/18/05	46	33	14	52	11	42	1
11/2/05	39	25	13	60	12	48	1
8/28/05	46	33	12	53	9	44	1
6/26/05	46	33	13	53	10	43	1
6/5/05	41	29	12	58	12	46	1
4/24/05	44	31	13	54	12	42	2
3/13/05	45	34	11	53	11	42	2
1/16/05	44	32	12	55	10	45	1
12/19/04	42	31	11	56	10	47	2
10/3/04 LV	49	34	15	48	11	37	3
9/26/04 RV	46	35	12	51	8	42	3
9/8/04 RV	51	38	13	45	10	34	4
8/29/04 RV	48	34	14	50	11	39	2
7/25/04	49	36	13	48	11	37	3
7/11/04	45	34	10	53	12	42	2
6/20/04	47	32	14	52	13	39	2
5/23/04	48	35	13	50	13	37	1
5/6/04	49	NA	NA	47	NA	NA	5
4/18/04	51	"	"	47	"	"	2
3/7/04	52			44			3
2/11/04	48			50			2
1/18/04	56			41			3
12/21/03	59			39			2
12/14/03	53			42			5
11/16/03	52			44			4
10/29/03	54			44			2
10/13/03	54			44			2
9/13/03	61			37			2
9/7/03	54			42			4

8/24/03	57	37	5
8/11/03	61	35	4
7/10/03	57	40	3
6/22/03	64	33	3
4/30/03	70	27	4
2/2/92*	66	32	2
7/28/91	67	30	3
6/2/91	70	26	3
3/4/91	86	13	1

*2/2/92 and previous: "the Persian Gulf war"; 3/4/91: "this war"

29. Do you think the United States is or is not making significant progress toward restoring civil order in Iraq?

	Is making significant progress	Is not making significant progress	No opinion
8/22/08	50	46	4
7/13/08	46	51	3
4/13/08	40	57	3
3/2/08	43	51	6
2/1/08	42	54	4
1/12/08	42	54	4
12/9/07	41	55	4
11/1/07	39	59	2
9/7/07	36	60	4
6/1/07	32	64	4
12/11/06	31	66	3
6/25/06	48	49	2
3/5/06	43	56	2
12/18/05	60	37	2
11/2/05	44	55	2
8/28/05	48	50	2
6/26/05	48	51	1
12/19/04	44	49	7
6/20/04	51	48	1

30. Thinking about Russia, do you feel that Russia is a close ally of the U.S., is friendly but not a close ally, is not friendly but not an enemy, or is unfriendly and is an enemy of the U.S.?

	----- Positive -----			----- Negative -----			
	NET	Ally	Friendly	NET	Unfriendly	Enemy	No opinion
8/22/08	40	4	35	53	37	16	8
5/19/02	62	10	53	31	24	7	7
10/22/01*	58	17	41	33	27	6	9
8/14/00	36	5	31	50	36	14	13
8/17/98	45	6	39	48	35	13	6
8/26/97	49	6	43	45	32	13	6
11/11/96	44	8	36	43	31	12	12
9/3/95**	46	4	42	51	37	14	3
2/6/94	56	7	49	38	29	9	6
5/4/93	66	10	56	27	20	7	6
2/24/91	63	14	49	34	27	7	3
8/29/89***	47	5	42	49	29	20	4
2/24/87***	13	2	11	76	37	39	11
9/14/83***	5	1	4	93	30	63	2
6/11/83***	7	1	6	88	36	52	5
11/28/82***	9	1	8	85	34	51	5
7/23/80***	10	1	9	85	37	48	5
1/22/79**	24	3	21	65	38	27	11

*10/22/01 and previous: Harris

**Wording: "or is an enemy..."
 ***Wording: "or is unfriendly and an enemy..."
 1979-1991 Wording: Soviet Union

31. How concerned are you that current tensions between the United States and Russia could lead to a new cold war - very concerned, somewhat concerned, not so concerned or not concerned at all?

	----- Concerned -----			----- Not concerned -----			No
	NET	Very	Somewhat	NET	Not so	Not at all	opinion
8/22/08	63	24	38	35	21	15	2

32. On another subject, do you think abortion should be legal in all cases, legal in most cases, illegal in most cases or illegal in all cases?

		----- Legal -----		----- Illegal -----			No
		All	Most		Most	All	opinion
	NET	cases	cases	NET	cases	cases	
8/22/08	54	22	32	44	26	18	3
6/15/08	53	18	35	44	28	16	3
1/12/08	57	21	36	40	25	15	3
12/9/07	53	18	35	44	27	17	3
11/1/07	55	19	36	43	27	16	2
7/21/07	56	23	34	41	28	14	2
2/25/07	56	16	39	42	31	12	2
12/18/0	56	17	40	41	27	13	3
4/24/05	56	20	36	42	27	14	3
12/19/04	55	21	34	42	25	17	3
5/23/04	54	23	31	44	23	20	2
1/20/03	57	23	34	42	25	17	2
8/12/01	49	22	27	48	28	20	3
6/24/01	52	22	31	43	23	20	4
1/15/01	59	21	38	39	25	14	1
9/6/00	RV 55	20	35	42	25	16	3
7/23/00	53	20	33	43	26	17	4
9/2/99	56	20	37	42	26	15	2
3/14/99	55	21	34	42	27	15	3
7/12/98	54	19	35	42	29	13	4
8/5/96	56	22	34	41	27	14	3
6/30/96	58	24	34	40	25	14	2
10/1/95	60	26	35	37	25	12	3
9/21/95	60	24	36	36	25	11	4
7/17/95	59	27	32	40	26	14	1

33 held for release.

END