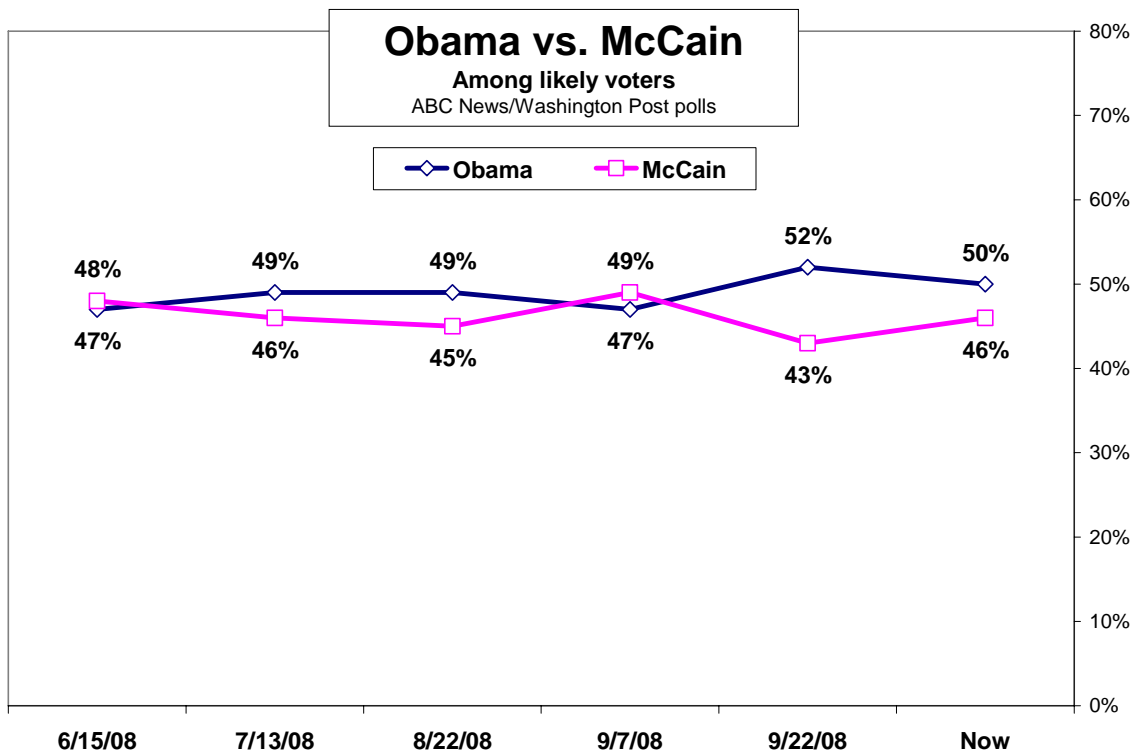


## Obama Maintains Advantages But Movables Stay Unrooted

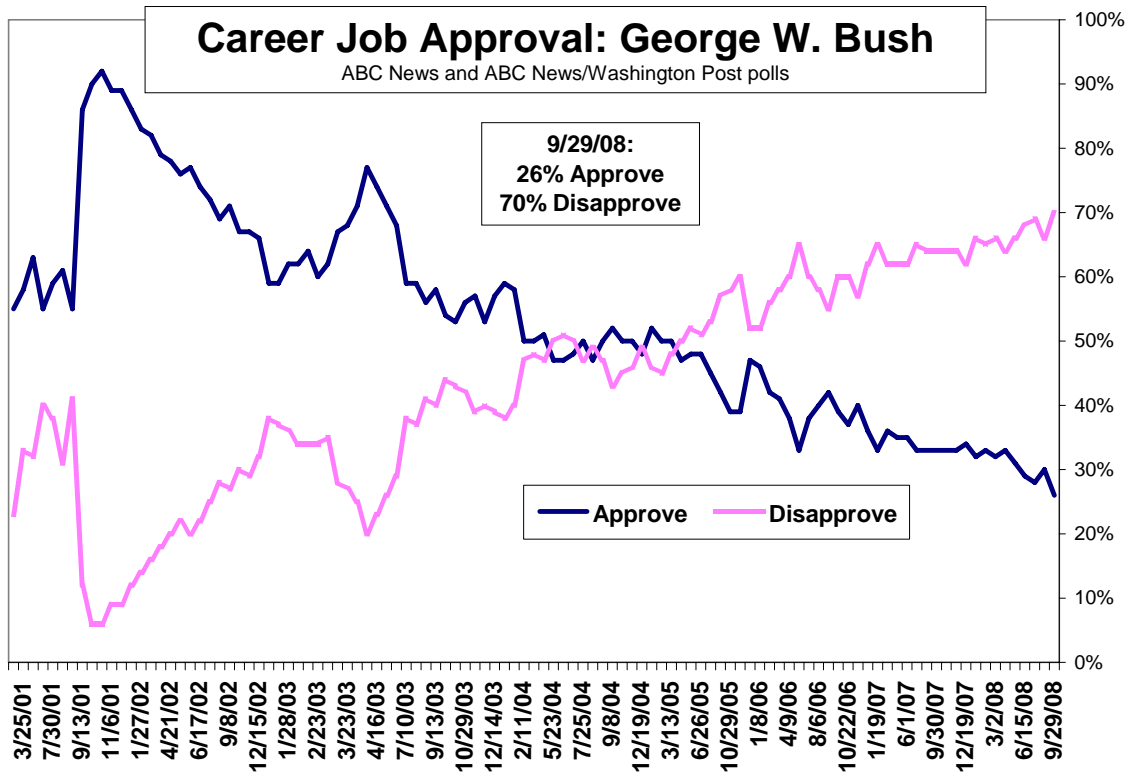
Barack Obama maintains an advantage on the economy, especially economic empathy, and he's cracked majority acceptance on his key challenge, experience. But the political center remains unrooted, keeping John McCain in the race, albeit against headwinds.

Movement continues among independents, quintessential swing voters and a highly changeable group this year. They favored McCain by 10 points immediately after the Republican convention, swung to Obama last week and stand now at a close division between the two – 48 percent for McCain, 45 percent for Obama in the latest ABC News/Washington Post poll.



Preference among likely voters overall is 50-46 percent, Obama-McCain, a bit closer (albeit within sampling error) than the 52-43 percent last week. The race between them is up for grabs as long as movables – independents and others less rooted in partisan allegiance – remain movable. But fundamental advantages for Obama remain:

-McCain's laboring under the Bush legacy. With the current economic situation, a record 70 percent of Americans disapprove of George W. Bush's job performance; a career-low 26 percent approve. Just two presidents have had lower approval (Richard Nixon and Harry Truman) and none has had higher disapproval in polls since 1938. McCain's problem: Fifty-three percent of registered voters think he'd lead the country in the same direction as Bush, inching back up over a majority.



-Forty-eight percent of registered voters are uncomfortable about McCain's age, a new high. And while Obama has advanced since mid-June in the sense that he's a "safe" choice for president, to 55 percent, McCain has lost ground on this measure; 51 percent now see him as safe, down 6 points.

-Obama continues to trounce McCain on enthusiasm. Sixty-one percent of Obama's supporters are very enthusiastic about their choice, vs. 38 percent of McCain's.

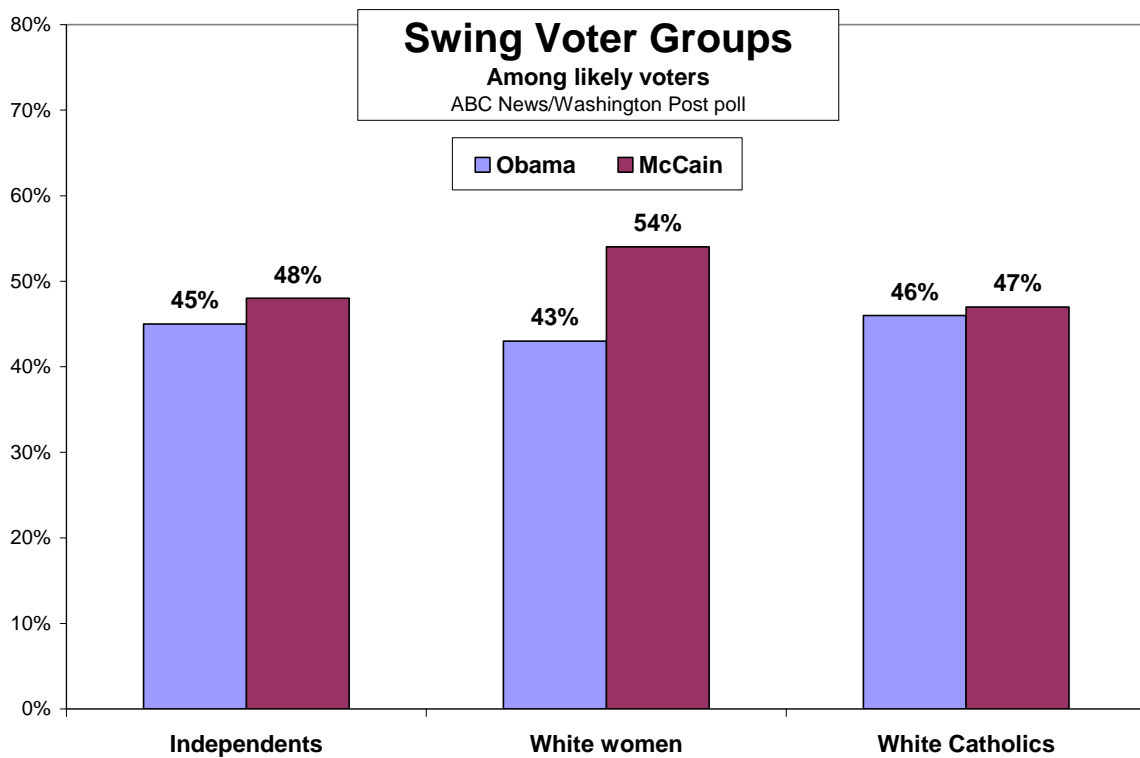
BUT STILL – For all that, Obama does not have the race in the bag. Though more registered voters say Obama than McCain won Friday's debate, Obama has not progressed in the sense that he'd make a good commander-in-chief of the military, and remains under 50 percent in this measure. The number who say he's got the kind of experience it takes to serve effectively as president, while a majority for the first time, is only narrowly so, 52 percent.

The financial crisis (see separate analysis) introduces an element of uncertainty. Obama has a 50-40 percent advantage in trust to handle the situation, much like his lead last

week, and a 50-43 percent edge in trust to handle the economy overall, by far the top issue in the election. But it's now 50-44 percent in McCain's direction in trust to handle an unexpected crisis, with a potential opportunity for him to promote the stability of experience.

Fundamentally the candidates are close on the key issues; the only double-digit leads in this poll are Obama's 10 points on handling the financial crisis, the same on energy policy. On several personal attributes, meantime, Obama is well in the fore – a 19-point lead in understanding the economic problems people are having, 55-36 percent; 23 points in having the better personality and temperament for the presidency; and a whopping 28 points, 61-33 percent, in trust to “bring needed change to Washington.”

SWING – The two are tied, though, on who's the strongest leader and who'd work best with both Democrats and Republicans in Congress. And there are the swing voters, groups that – as noted in last week's ABC/Post poll – have been notably changeable as they struggle to decide between two candidates who, for many, are both fundamentally attractive, yet also imperfect.



White women are one of the changeable groups. Among likely voters they've gone from +7 for Obama before the party conventions to +11 for McCain afterward, then to about an even split last week (+2 Obama) – but back to +11 for McCain in this poll. (Married women, likewise, have been unsettled in their allegiance.)

White Catholics are another key swing group – they’ve gone with the winner in each of the last eight presidential elections. Preferences in this group are steady from last week, but essentially evenly divided – 47-46 percent, McCain-Obama. They had tilted heavily to McCain after his convention.

Mainstream or non-evangelical white Protestants have moved this year as well, from sizable McCain leads to much closer divisions and back. So, as noted, have independents.

All these are groups that are customarily less solidly aligned with one of the main political parties – unlike, for example, blacks, core Democrats among whom 95 percent favor Obama; or evangelical white Protestants, core Republicans among whom seven in 10 or more have steadily preferred McCain. (McCain has a 13-point lead among whites overall, 55-42 percent – almost exactly the average for Republican presidential candidates since 1976.)

There’s another group in which Obama has room to improve, McCain to encroach – Democrats and Democratic-leaning independents who’d preferred Hillary Clinton for the nomination. Obama’s winning 72 percent of them in this poll, McCain 20 percent – roughly where it’s been since June.

The movability of the swing groups underscores the still-unsettled nature of the race, even with Obama’s underlying advantages. And more movement remains possible: Nineteen percent of likely voters say they haven’t made up their minds for sure, plenty enough to determine the eventual outcome – and a number that’s not gone down lately.

**METHODOLOGY** – This ABC News/Washington Post poll was conducted by telephone Sept. 27-29, 2008, among a random sample of 1,271 adults, including an oversample of African Americans (weighted to their correct share of the national population), for a total of 165 black respondents. Results among the 1,070 registered voters and 916 likely voters surveyed have a 3-point error margin. Sampling, data collection and tabulation by TNS of Horsham, PA.

Analysis by Gary Langer.

ABC News polls can be found at ABCNEWS.com at <http://abcnews.com/polling>.

Media contact: Cathie Levine, (212) 456-4934.

Full results follow (\*= less than 0.5 percent).

1. (ASKED OF REGISTERED VOTERS) How closely are you following the presidential race: very closely, somewhat closely, not too closely, or not closely at all?

		---- Closely ----			---- Not closely ----			No
		NET	Very	Smwt.	NET	Not too	At all	opinion
9/29/08	RV	89	58	31	11	7	5	*
9/22/08	RV	91	55	36	9	5	4	0
9/7/08	RV	89	51	38	10	6	5	*
8/22/08	RV	84	42	42	16	11	5	*

7/13/08 RV 79 36 42 21 12 9 1  
 Call for full trend.

2. (ASKED OF REGISTERED VOTERS) I'd like you to rate the chances that you will vote in the presidential election in November: Are you absolutely certain to vote, will you probably vote, are the chances 50-50, or less than that?

	Certain to vote	Probably vote	Chances 50/50	Less than that	Don't think will vote (vol.)	No opinion
9/29/08 RV	87	6	5	1	1	*
9/22/08 RV	89	6	4	1	*	*
9/7/08 RV	85	7	5	1	1	*
8/22/08 RV	84	10	4	2	*	*
7/13/08 RV	79	10	7	3	2	0
6/15/08	71	9	8	7	4	*
3/2/08	78	9	7	4	2	*

3. (ASKED OF REGISTERED VOTERS) If the 2008 presidential election were being held today and the candidates were (Barack Obama and Joe Biden, the Democrats) and (John McCain and Sarah Palin, the Republicans), for whom would you vote?

NET LEANED VOTE - LIKELY VOTERS

	Obama	McCain	Other (vol.)	Neither (vol.)	No opinion
9/29/08	50	46	*	2	2
9/22/08	52	43	*	1	3
9/7/08	47	49	1	1	3
8/22/08	49	45	*	2	4
7/13/08	49	46	1	2	2
6/15/08	47	48	1	2	2

NET LEANED VOTE - REGISTERED VOTERS

	Obama	McCain	Other (vol.)	Neither (vol.)	Would not vote (vol.)	No opinion
9/29/08	49	45	1	2	*	3
9/22/08	52	42	1	1	*	4
9/7/08	47	46	1	1	1	4
8/22/08	49	43	*	3	2	3
7/13/08	50	42	1	3	1	2
6/15/08	49	45	1	3	1	3
5/11/08	51	44	*	2	1	1
4/13/08	49	44	*	3	3	2
3/2/08	53	40	*	2	1	3
2/1/08	47	48	1	1	1	2
1/19/07	47	45	*	3	1	4

3b. (IF NAMED CANDIDATE) Would you definitely vote for (CANDIDATE), or is there a chance you could change your mind and vote for someone else? (IF CHANCE CHANGE MIND) Is there a GOOD CHANCE you'll change your mind, or would you say it's PRETTY UNLIKELY?

	Definitely vote for	-Chance change mind - NET	Good	Unlikely	No opinion
9/29/08 RV	82	17	8	9	1
9/22/08 RV	83	16	8	8	1
9/7/08 RV	79	20	8	12	1
8/22/08 RV	73	24	11	13	3

7/13/08 RV	72	25	10	15	3
6/15/08	70	28	12	16	2
5/11/08	69	29	15	14	2
9/26/04 RV	82	16	4	12	2
9/8/04 RV	84	14	6	8	2
8/29/04 RV	81	18	7	11	1
8/1/04 RV	80	19	7	12	1
7/25/04 RV	78	20	7	13	2
7/11/04 RV	79	21	7	13	1
6/20/04 RV	73	26	12	14	*
6/20/04	71	28	13	15	1

Barack Obama:

	Definitely vote for	-Chance change mind -			No opinion
		NET	Good	Unlikely	
9/29/08 RV	83	16	7	9	1
9/22/08 RV	85	14	8	7	1
9/7/08 RV	78	21	9	12	1
8/22/08 RV	74	23	7	15	4
7/13/08 RV	72	23	9	14	5
6/15/08	72	25	7	18	3
5/11/08	71	26	13	13	3

John McCain:

	Definitely vote for	-Chance change mind -			No opinion
		NET	Good	Unlikely	
9/29/08 RV	81	18	9	9	1
9/22/08 RV	81	18	9	9	2
9/7/08 RV	80	19	8	11	2
8/22/08 RV	72	25	14	11	2
7/13/08 RV	71	28	12	17	1
6/15/08	69	31	17	13	1
5/11/08	66	32	17	15	2

4. (ASKED OF REGISTERED VOTERS) If the 2008 presidential election were being held today and the candidates were {(Barack Obama and Joe Biden, the Democrats), (John McCain and Sarah Palin, the Republicans)}, {(Bob Barr and Wayne Allen Root, the Libertarian Party candidates), and (Ralph Nader and Matt Gonzales, as independent candidates)}, for whom would you vote?

NET LEANED VOTE - LIKELY VOTERS

	Obama	McCain	Barr	Nader	Other (vol.)	None (vol.)	Would not vote (vol.)	No opinion
9/29/08	48	45	2	3	*	1	0	1
9/22/08	51	43	1	2	*	*	0	3
8/22/08	48	42	3	3	1	1	*	2
7/13/08	49	43	2	4	*	1	0	2

NET LEANED VOTE - REGISTERED VOTERS

	Obama	McCain	Barr	Nader	Other (vol.)	None (vol.)	Would not vote (vol.)	No opinion
9/29/08	48	43	2	4	*	1	1	2
9/22/08	51	41	1	3	*	*	1	4
8/22/08	47	40	4	4	1	1	1	3
7/13/08	49	39	2	5	1	2	1	2

5. (ASKED OF REGISTERED VOTERS) (Was this/will this be) the first time you've voted in a presidential election, or have you voted in previous presidential elections?

	First time	Voted in previous	No opinion
9/29/08 RV	8	92	*
9/22/08 RV	8	92	0
10/31/04 RV	10	90	*

6. (ASKED OF REGISTERED VOTERS) Thinking ahead to the November presidential election, what is the single most important issue in your choice for president?

	----- 2008 -----					-- 2007 --					
	9/29 RV	9/22 RV	9/7 RV	8/22 RV	6/15 RV	5/11	4/13	2/1	1/12	12/9	11/1
Economy/Jobs/ Stock market/ Credit problems/Gas/ Energy*	53	53	41	43	40	38	42	39	30	24	14
Iraq/War in Iraq	10	9	10	14	20	21	18	19	20	23	29
Health care	3	5	9	4	6	6	7	8	10	10	13
Terrorism/Nat'l security	5	7	6	7	4	4	5	5	4	9	5
Ethics/Honesty/ Corruption in government	3	3	5	4	3	3	4	4	5	4	4
Education	1	1	2	2	2	2	2	2	2	1	2
Immigration/ Illegal immigration	*	1	1	2	1	2	4	4	4	5	5
Morals/Family values	2	1	1	2	2	2	2	2	2	3	3
Taxes	2	2	4	2	2	2	*	1	1	1	1
Environment	1	*	*	2	1	1	*	1	1	1	2
Abortion	2	2	2	1	2	1	1	1	1	1	1
Foreign policy	2	1	1	3	2	1	1	1	2	1	2
Guns/Gun control	1	*	*	1	1	1	*	*	*	*	
Federal budget deficit	*	*	*	*	1	*	*	*	*	*	1
Housing/ Mortgages	*	0	0	*	*	*	*	*	*	*	*
Social Security	*	1	*	*	*	*	*	*	1	1	2
Iran/Situation in Iran	*	0	0	*	0	*	0	0	*	0	*
Global warming	*	0	*	*	0	0	0	*	*	*	*
Change Experience	2	2	2								
None/Nothing	3	1	2								
Other	*	0	1	0	*	*	*	*	*	1	*
No opinion	6	7	7	8	6	7	7	6	9	7	9
	3	3	5	6	6	6	5	7	7	7	8
*Separately: Economy/Jobs Stock market/ Wall Street	51	50	37	39	34	36	41	39	29	24	14
Banking/Insur./ Cred. problems	1	0									
Gas/Oil prices/ Energy	*	*									
	1	3	4	4	6	2	1	*	1	0	0

7. Do you approve or disapprove of the way George W. Bush is handling his job as president? Do you approve/disapprove strongly or somewhat?

	----- Approve -----			----- Disapprove -----			No opinion
	NET	Strongly	Somewhat	NET	Somewhat	Strongly	
9/29/08	26	10	17	70	14	56	3
8/22/08	30	13	17	66	16	50	4
7/13/08	28	12	16	69	13	56	3
6/15/08	29	10	19	68	14	54	3
5/11/08	31	15	16	66	14	52	2
4/13/08	33	16	17	64	15	49	2
3/2/08	32	15	17	66	16	50	2
2/1/08	33	17	16	65	14	51	2
1/12/08	32	16	16	66	15	51	2
12/9/07	33	17	16	64	14	50	3
11/1/07	33	17	16	64	13	50	3
9/30/07	33	15	18	64	14	49	3
9/7/07	33	16	17	64	15	49	3
7/21/07	33	16	17	65	13	52	2
6/1/07	35	17	18	62	16	46	3
4/15/07	35	17	18	62	14	49	2
2/25/07	36	19	17	62	12	49	2
1/19/07	33	17	16	65	14	51	2
12/11/06	36	18	18	62	13	49	2
11/4/06	40	24	16	57	12	46	2
10/22/06	37	21	16	60	15	45	3
10/8/06	39	23	16	60	12	48	1
9/7/06	42	24	18	55	12	43	3
8/6/06	40	23	17	58	12	46	2
6/25/06	38	20	18	60	12	48	2
5/15/06	33	17	16	65	18	47	2
4/9/06	38	20	18	60	13	47	1
3/5/06	41	24	17	58	14	44	1
1/26/06	42	25	18	56	14	42	2
1/8/06	46	29	17	52	13	39	2
12/18/05	47	29	17	52	12	40	1
11/2/05	39	20	18	60	13	47	1
10/29/05	39	22	17	58	13	45	3
9/11/05	42	27	15	57	12	45	1
8/28/05	45	27	18	53	12	41	2
6/26/05	48	27	21	51	11	40	1
6/5/05	48	27	21	52	14	38	1
4/24/05	47	25	22	50	13	38	3
3/13/05	50	31	19	48	11	37	3
1/31/05	50	34	15	45	11	34	5
1/16/05	52	33	19	46	11	35	2
12/19/04	48	27	21	49	12	38	2
10/20/04	50	30	20	46	11	35	4
10/17/04 LV	54	35	19	45	9	36	2
10/16/04 LV	54	35	19	44	10	34	2
10/15/04 LV	54	35	19	44	10	34	2
10/3/04 LV	53	36	17	46	11	34	1
9/26/04	50	33	18	45	13	32	5
9/8/04	52	35	17	43	11	32	5
8/29/04	50	31	19	47	13	34	3
8/1/04	47	28	18	49	13	36	5
7/25/04	50	32	19	47	13	34	3
7/11/04	48	31	17	50	11	39	2
6/20/04	47	30	17	51	13	39	1
5/23/04	47	31	17	50	14	36	3
4/18/04	51	33	18	47	13	34	1



3/7/04	50	32	18	48	12	36	2
2/11/04	50	30	21	47	14	34	2
1/18/04	58	35	24	40	9	30	2
12/21/03	59	39	21	38	15	23	3
12/14/03	57	37	20	39	10	29	5
12/7/03	53	32	21	40	13	27	7
11/16/03	57	34	23	39	11	28	4
10/29/03	56	30	26	42	13	29	2
10/13/03	53	33	20	43	13	29	4
9/30/03	54	34	20	44	15	29	2
9/13/03	58	35	23	40	14	27	2
9/7/03	56	34	22	41	13	28	4
8/11/03	59	37	22	37	14	23	4
7/10/03	59	35	24	38	13	25	3
6/22/03	68	45	23	29	11	18	4
4/30/03	71	50	22	26	17	9	3
4/16/03	74	52	22	23	9	14	3
4/9/03	77	58	19	20	6	14	4
4/3/03	71	54	16	25	7	19	4
3/23/03	68	NA	NA	27	NA	NA	4
3/20/03	67	NA	NA	28	NA	NA	5
3/2/03	62	38	23	35	13	22	4
2/23/03	60	NA	NA	34	NA	NA	6
2/9/03	64	42	21	34	14	20	3
2/1/03	62	41	21	34	13	22	4
1/28/03	62	43	19	36	13	23	2
1/27/03	59	39	21	37	15	22	4
1/20/03	59	36	23	38	16	22	2
12/15/02	66	37	28	32	12	20	2
11/4/02 LV	67	45	23	31	12	20	1
11/3/02 LV	67	45	22	32	12	20	1
11/2/02 LV	67	47	20	32	9	23	1
10/27/02	67	39	28	29	13	16	4
9/26/02	67	42	25	30	12	18	3
9/8/02	71	42	28	27	12	15	3
7/28/02	69	39	31	28	14	14	3
7/15/02	72	42	31	25	12	13	2
6/17/02	74	42	32	22	9	13	4
6/9/02	77	41	36	20	9	11	3
5/19/02	76	48	28	22	8	13	3
4/21/02	78	47	31	20	9	10	2
3/28/02	79	49	30	18	8	10	3
3/10/02	82	52	30	16	9	7	2
1/27/02	83	56	27	14	7	7	3
12/19/01	86	64	22	12	6	6	2
11/27/01	89	69	21	9	4	5	1
11/6/01	89	65	24	9	5	4	2
10/9/01	92	76	16	6	3	3	1
9/27/01	90	70	20	6	3	3	4
9/13/01	86	63	23	12	5	6	2
9/9/01	55	26	29	41	20	22	3
8/12/01	61	28	33	31	14	17	8
7/30/01	59	28	30	38	17	22	3
6/3/01	55	27	28	40	18	22	6
4/22/01	63	33	30	32	16	16	5
3/25/01	58	NA	NA	33	NA	NA	8
2/25/01	55	NA	NA	23	NA	NA	22

8. Do you approve or disapprove of the way Bush is handling the economy?

-----	Approve	-----	-----	Disapprove	-----	No
NET	Strongly	Somewhat	NET	Somewhat	Strongly	opinion

9/29/08	22	7	16	74	17	57	3
4/13/08	28	NA	NA	70	NA	NA	3
2/1/08	30	14	16	67	18	50	3
1/12/08	28	NA	NA	69	NA	NA	3
12/9/07	34	"	"	63	"	"	3
9/30/07	37			61			3
6/1/07	40			57			3
4/15/07	40			59			1
2/25/07	43			55			2
1/19/07	41			57			2
12/11/06	43			55			2
10/8/06	41			56			2
8/6/06	39			59			2
6/25/06	38			61			1
5/15/06	38			60			2
4/9/06	40	20	21	59	18	41	1
3/5/06	48	NA	NA	51	NA	NA	1
1/26/06	46	"	"	52	"	"	1
12/18/05	47			52			1
11/2/05	36			61			3
9/11/05	40			58			2
8/28/05	44			54			3
6/5/05	40			58			2
4/24/05	40			57			3
3/13/05	43			55			2
1/16/05	46			52			2
12/19/04	46			51			3
9/26/04	RV			50			4
8/29/04	RV			52			3
7/25/04				50			3
6/20/04				53			1
5/23/04				54			2
4/18/04				54			2
3/7/04				59			1
2/11/04				54			2
1/18/04				47			2
12/21/03				44			5
11/16/03				49			3
10/29/03				53			2
10/13/03				52			2
9/13/03				56			3
9/7/03				51			5
8/11/03				51			5
7/10/03				49			4
4/30/03				45			3
2/9/03				49			4
2/1/03				52			4
1/28/03				49			4
1/27/03				47			5
1/20/03				53			4
1/5/03				43			7
12/15/02				46			4
11/4/02	LV			45			2
11/3/02	LV			46			2
11/2/02	LV			43			2
10/27/02				43			6
9/26/02				47			3
9/8/02				40			4
7/28/02				39			4
7/15/02				38			3
4/21/02				33			3
1/27/02				34			4
12/19/01				27			6

11/6/01	72	23	5
9/9/01	48	48	4
7/30/01	52	45	3
6/3/01	53	41	6
4/22/01	55	38	7
3/25/01	50	42	8

9 held for release.

10. (ASKED OF REGISTERED VOTERS) Regardless of who you may support, who do you trust more to handle [ITEM] - (Obama) or (McCain)?

9/29/08 - Summary Table\*

	Obama	McCain	Both (vol.)	Neither (vol.)	No opinion
a. The economy	50	43	1	3	2
b. Fixing the problems with major financial institutions	50	40	1	6	4
c. The war in Iraq	45	50	1	3	1
d. International affairs	44	49	1	2	3
e. Energy policy	51	41	1	4	3
f. The U.S. campaign against terrorism	44	52	1	2	2
g. An unexpected major crisis	44	50	1	2	3
h. Taxes	48	46	*	3	3

\*Full sample asked items a-b, half sample asked items c-e, other half sample asked items f-h.

Trend:

a. The economy

	Obama	McCain	Both (vol.)	Neither (vol.)	No opinion
9/29/08 RV	50	43	1	3	2
9/22/08 RV	53	39	1	4	3
9/7/08 RV	47	42	1	4	6
8/22/08 RV	50	39	2	5	4
7/13/08 RV	54	37	2	6	3
6/15/08	52	36	2	5	5
5/11/08	48	38	2	8	4
3/2/08	49	37	2	6	6

b. Fixing the problems with major financial institutions

9/29/08 RV	50	40	1	6	4
9/22/08 RV	51	38	*	6	4

c. The war in Iraq

9/29/08 RV	45	50	1	3	1
9/22/08 RV	49	45	*	4	3
9/7/08 RV	41	51	1	2	4
8/22/08 RV	46	46	1	4	3
7/13/08 RV	44	49	1	3	3
6/15/08	46	47	*	3	4
5/11/08	46	45	1	5	3
3/2/08	43	48	1	4	5

d. International affairs

9/29/08 RV	44	49	1	2	3
9/22/08 RV	48	46	0	3	3
9/7/08 RV	39	51	2	3	6
8/22/08 RV	43	51	1	2	3
7/13/08 RV	45	47	2	2	4
6/15/08	43	49	2	2	3

e. Energy policy

9/29/08 RV	51	41	1	4	3
8/22/08 RV	49	42	3	4	2
6/15/08 RV	50	39	1	5	6
6/15/08	51	36	1	5	6

f. The U.S. campaign against terrorism

9/29/08 RV	44	52	1	2	2
9/22/08 RV	44	48	1	3	4
9/7/08 RV	36	56	2	2	4
8/22/08 RV	38	52	3	5	2
7/13/08 RV	39	54	2	3	1
6/15/08	39	53	2	3	4
5/11/08	34	55	4	4	3
3/2/08	33	58	2	3	5

g. An unexpected major crisis

9/29/08 RV	44	50	1	2	3
9/22/08 RV	46	47	2	2	3
9/7/08 RV	37	54	2	3	3
8/22/08 RV	41	52	2	2	3
7/13/08 RV	42	51	3	2	3

h. Taxes

9/29/08 RV	48	46	*	3	3
9/7/08 RV	45	44	*	4	7
8/22/08 RV	44	45	1	5	5
6/15/08 RV	47	42	1	6	5

11. (ASKED OF REGISTERED VOTERS) Regardless of who you may support, who do you think [ITEM] - (Obama) or (McCain)?

9/29/08 - Summary Table\*

	Obama	McCain	Both (vol.)	Neither (vol.)	No opinion
a. better understands the economic problems people in this country are having	55	36	3	5	1
b. would do more to bring needed change to Washington	61	33	1	3	2
c. is the stronger leader	49	45	1	2	2
d. has a better personality and temperament to be president	57	34	4	4	2
e. would work better with both (Democrats) and (Republicans) in Congress	45	47	3	3	3

\*Full sample asked item a, half sample asked items b-c, other half sample asked items d-e.

Trend:

a. better understands the economic problems people in this country are having

9/29/08 RV	55	36	3	5	1
9/22/08 RV	57	33	2	7	2

b. would do more to bring needed change to Washington

	Obama	McCain	Both (vol.)	Neither (vol.)	No opinion
9/29/08 RV	61	33	1	3	2
9/22/08 RV	58	33	1	5	3
9/7/08 RV	51	39	*	5	5
6/15/08 RV	59	27	2	8	4
5/11/08	59	29	2	6	4
3/2/08	56	31	1	6	6

c. is the stronger leader

9/29/08 RV	49	45	1	2	2
9/22/08 RV	47	46	2	1	4
9/7/08 RV	44	48	2	1	5
8/22/08 RV	49	44	3	2	2
6/15/08 RV	44	47	3	1	4
5/11/08	42	46	3	2	6
3/2/08	40	51	2	1	6

d. has a better personality and temperament to be president

9/29/08 RV	57	34	4	4	2
9/7/08 RV	57	35	3	2	3
5/11/08 RV	55	34	4	3	4
3/2/08	57	28	2	5	8

e. would work better with both (Democrats) and (Republicans) in Congress

9/29/08 RV	45	47	3	3	3
8/22/08 RV	49	37	6	4	4

12. (ASKED OF LEANED OBAMA/MCCAIN SUPPORTERS) Thinking about his candidacy for president so far, how enthusiastic are you about [NAME] - very enthusiastic, fairly enthusiastic, not too enthusiastic, or not enthusiastic at all?

9/29/08 - Summary Table - Among Leaned Obama/McCain Supporters

	--- Enthusiastic --			---- Not enthusiastic ----			No
	NET	Very	Fairly	NET	Not too	Not at all	opinion
a. Obama	95	61	34	4	4	*	1
b. McCain	90	38	52	10	7	2	*

Trend:

a. Obama

	--- Enthusiastic --			---- Not enthusiastic ----			No
	NET	Very	Fairly	NET	Not too	Not at all	opinion
9/29/08 RV	95	61	34	4	4	*	1
9/22/08 RV	94	62	32	6	4	1	*

9/7/08	RV	96	64	32	4	3	1	0
8/22/08	RV	95	52	43	5	2	3	*
6/15/08	RV	91	52	39	9	7	2	*

b. McCain

9/29/08	RV	90	38	52	10	7	2	*
9/22/08	RV	89	34	55	10	8	2	1
9/7/08	RV	92	46	46	8	6	2	0
8/22/08	RV	86	28	58	13	11	2	1
6/15/08	RV	74	19	55	25	19	6	1

13. (ASKED OF REGISTERED VOTERS) Please tell me whether the following statement applies to (Obama/McCain), or not?

a. He would be a good commander-in-chief of the military

	----- Obama -----			----- McCain -----		
	Yes	No	No opin.	Yes	No	No opin.
9/29/08 RV	46	48	5	73	24	2
9/22/08 RV	48	47	5	72	26	2
7/13/08 RV	46	49	5	73	24	2
7/13/08	48	48	4	72	25	4

Compare to:

	---- Bradley ----			----- McCain -----		
	Yes	No	No opin.	Yes	No	No opin.
2/6/00	35	50	15	56	32	12

	----- Gore -----			----- Bush -----		
	Yes	No	No opin.	Yes	No	No opin.
9/6/00 RV	54	40	6	65	27	8
2/6/00 RV	45	48	8	58	35	7
2/6/00	45	47	8	57	35	8

14. (ASKED OF REGISTERED VOTERS) If McCain were elected president, do you think he'd (mainly lead the country in a new direction), or (mainly continue in George W. Bush's direction)?

	New direction	Same direction	No opinion
9/29/08 RV	46	53	2
9/7/08 RV	46	50	4
8/22/08 RV	40	57	4
6/15/08 RV	41	55	5

15. (ASKED OF REGISTERED VOTERS) Regardless of who you may support, do you think Obama does or does not have the kind of experience it takes to serve effectively as president?

	Does	Does not	No opinion
9/29/08 RV	52	45	2
9/7/08 RV	48	48	4
8/22/08 RV	50	47	3
6/15/08 RV	48	48	4
3/2/08 RV	49	46	5

16. (ASKED OF REGISTERED VOTERS) If elected, McCain would take office at age 72. If you honestly assessed yourself, is that something with which you're entirely comfortable, somewhat comfortable, somewhat uncomfortable or entirely uncomfortable?

	----- Comfortable -----			----- Uncomfortable -----			No op.
	NET	Entirely	Somewhat	NET	Somewhat	Entirely	
9/29/08 RV	52	31	20	48	25	23	1
9/7/08 RV	56	32	24	42	23	19	3
8/22/08 RV	55	30	25	45	24	20	1

17. (ASKED OF REGISTERED VOTERS) Do you think of [NAME] as a very safe choice for president, somewhat safe, somewhat risky, or very risky?

	----- Safe -----			----- Risky -----			No opinion
	NET	Very	Smewht	NET	Smewht	Very	
a. Obama	55	27	28	44	23	21	1
b. McCain	51	23	28	48	28	20	*

Trend:

a. Obama

	----- Safe -----			----- Risky -----			No opinion
	NET	Very	Smewht	NET	Smewht	Very	
9/29/08 RV	55	27	28	44	23	21	1
6/15/08 RV	50	18	33	48	29	19	2

b. McCain

9/29/08 RV	51	23	28	48	28	20	*
6/15/08 RV	57	16	40	41	25	16	2

Compare to:

	----- Safe -----			----- Risky -----			No opinion
	NET	Very	Smewht	NET	Smewht	Very	
Gore:							
7/23/00	57	18	39	40	24	15	3
2/27/00	58	24	33	40	21	20	2
9/2/99	53	17	36	44	26	19	3
Bush:							
7/23/00	59	20	39	38	24	13	3
2/27/00	61	22	39	37	17	20	2
9/2/99	66	22	44	31	23	8	3

18-21 held for release.

22. (ASKED OF REGISTERED VOTERS) I have a question about the debate between (Obama) and (McCain) Friday night. From what you've seen, heard or read about it - who, in your opinion, won the debate?

	Neither/a draw a tie (vol.)		No opinion
	Obama	McCain	
9/29/08 RV	38	24	16

23. (ASKED OF REGISTERED VOTERS) As a result of the debate do you have a better opinion of (Obama/McCain), a worse opinion of him, or didn't your opinion of (Obama/McCain) change one way or the other?

9/29/08 - Summary Table

	Better	Worse	Has not changed	No opinion
a. Obama	19	7	68	7
b. McCain	14	11	68	7

24-30 previously released.

\*\*\*END\*\*\*