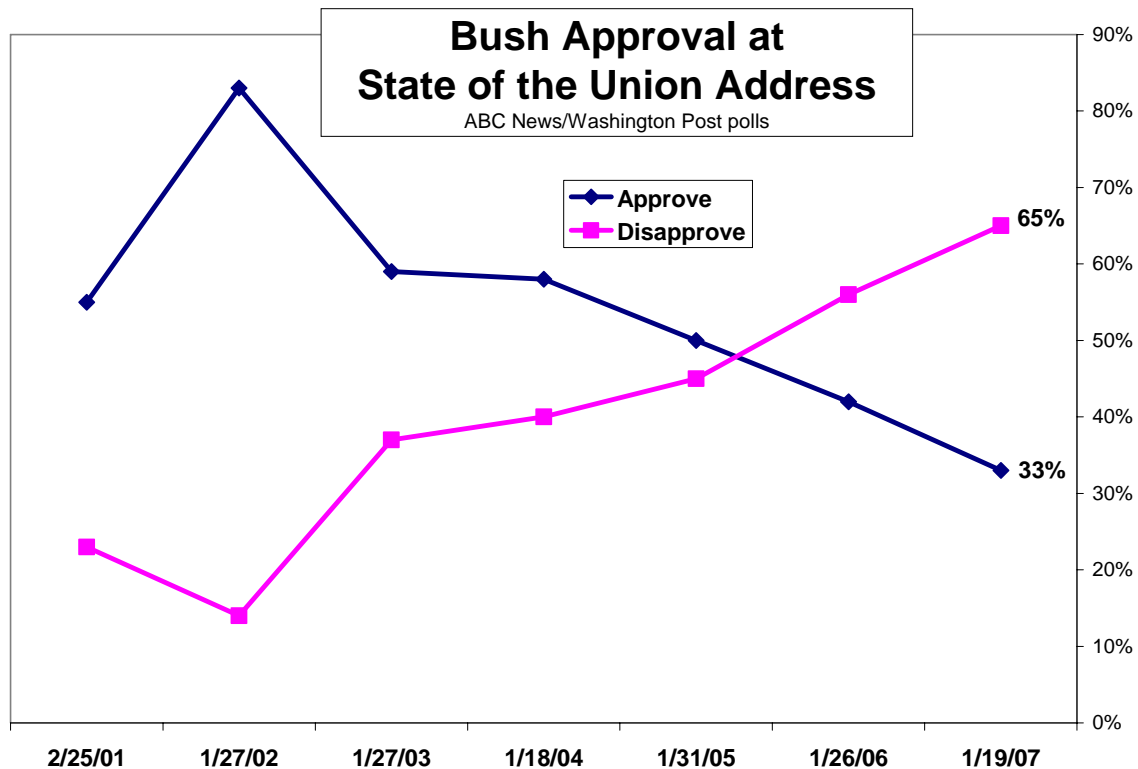


State of the Union: Unhappy with Bush

George W. Bush faces the nation this week more unpopular than any president on the eve of a State of the Union address since Richard Nixon in 1974.

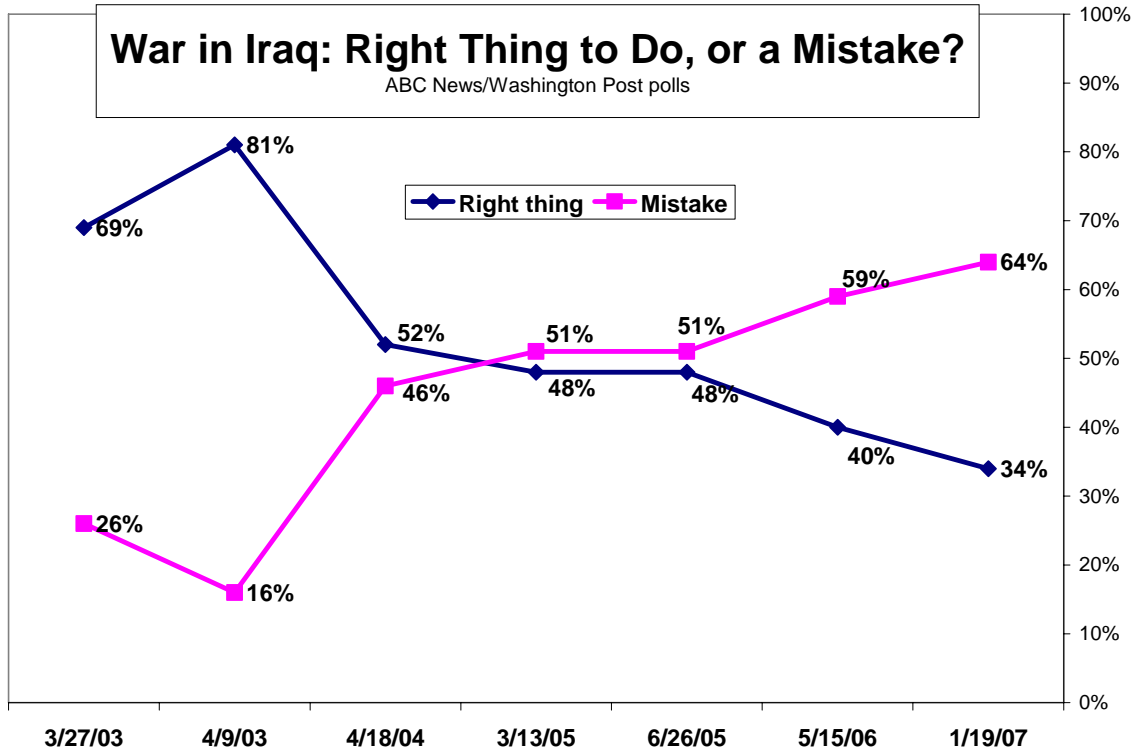
Nixon was beleaguered by the Watergate scandal; for Bush, three decades later, it's the war in Iraq. With his unpopular troop surge on the table, his job rating matches the worst of his presidency: Thirty-three percent of Americans approve of his work in office while 65 percent disapprove, 2-1 negative, matching his career low last May.

Only three postwar presidents have gone lower – Jimmy Carter, Nixon and Harry Truman. And only one has had a higher disapproval rating, Nixon.



For Bush, the bad news just starts there. Dismay over the unpopular war is dragging him down across the board, from his personal ratings to his position vis-à-vis the resurgent Democrats. It's all a remarkable comedown for a president who, shortly after Sept. 11, 2001, saw his approval rating soar to the highest for any president in polls since 1938.

Today, by contrast, 71 percent in this ABC News/Washington Post poll say the country is headed seriously off the wrong track – the most since budget battles led to a highly unpopular government shutdown in early 1996. Bush’s war leadership clearly is the prime complaint: Sixty-four percent call the war a mistake, more than said so about Vietnam during that conflict.



The intensity of sentiment, moreover, has only grown: Fifty-one percent of Americans now “strongly” disapprove of Bush’s job performance overall, a majority for the first time. Just 17 percent strongly approve – a 3-1 negative ratio.

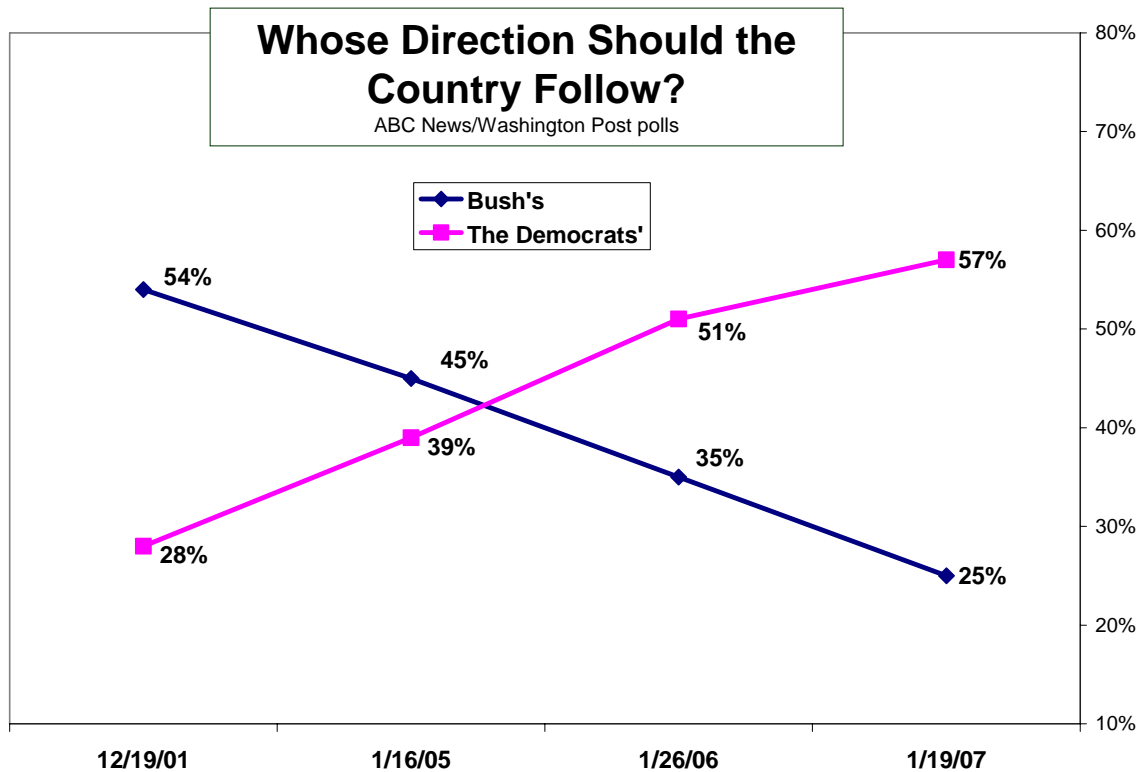
Through a partisan lens, three-quarters of Republicans continue to approve of Bush – but with much diminished vigor. There are only about half as many Republicans who “strongly” approve (42 percent) as there are Democrats who strongly disapprove (76 percent). And among two of his core support groups, conservatives and evangelical white Protestants, he’s at career lows in overall approval.

ATTRIBUTES and ISSUES – On a personal level, majorities now say Bush is not a strong leader (once his claim to fame), 56 percent say he can’t be trusted in a crisis (another onetime mainstay), most don’t see him as honest, two-thirds don’t think he understands their problems and nearly as many don’t think he listens to others’ views. Fifty-five percent say he has not made the country more secure, his focus since 9/11.

Bush: Personal attributes		
	Today	Career high
Is a strong leader	45%	75%
Has made the country safer	44	65
Can be trusted in a crisis	42	65
Is honest and trustworthy	40	71
Listens to different viewpoints	36	49
Understands your problems	32	61

Politically it's no better: Majorities disapprove of Bush's handling of the war (70 percent, tying the record), terrorism (his cornerstone) and even the economy, despite its relatively good shape. Majorities trust the Democrats more than Bush to handle each one of these. On Iraq, 60 percent prefer the Democrats; on the federal budget, 62 percent – up nearly 30 points just since last spring.

Fifty-six percent think the Democrats, not Bush, are taking the stronger leadership role in Washington these days. And most like it that way: Fifty-seven percent think the country should go in the direction in which the Democrats in Congress want to lead; just 25 percent prefer Bush's direction. Those numbers have reversed over the last six years.



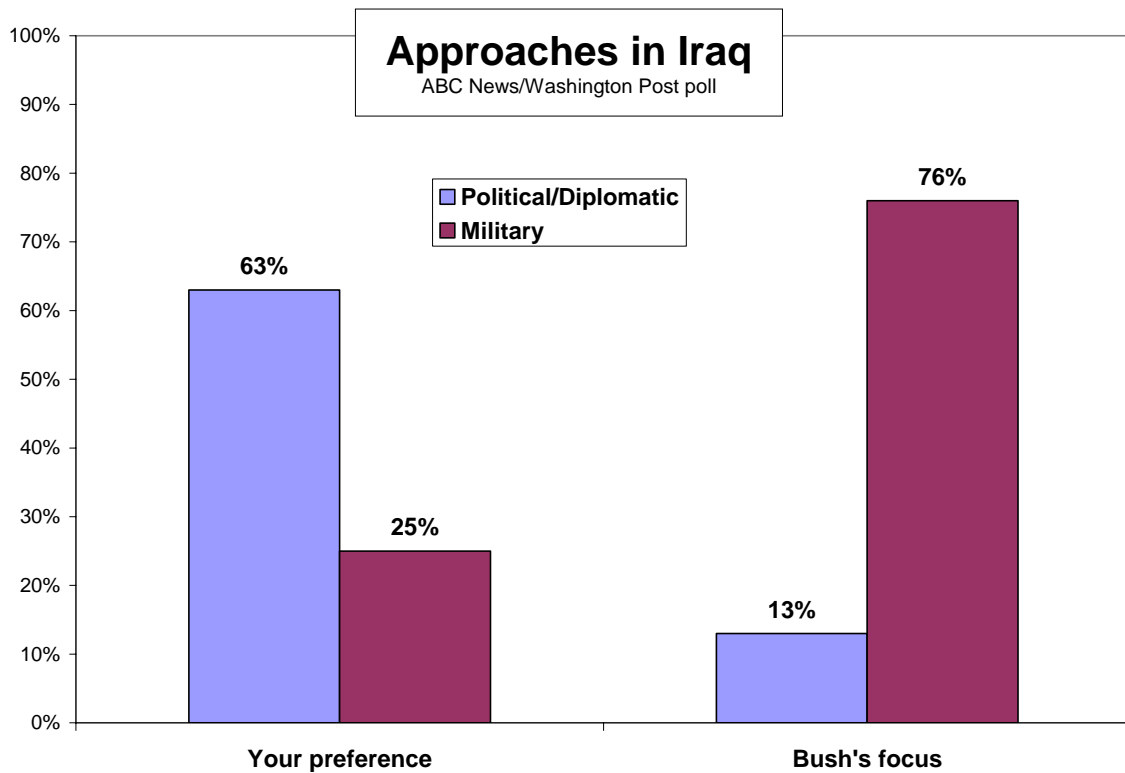
PELOSI – Indeed while Bush labors with a 33 percent approval rating, House Speaker Nancy Pelosi is pulling in 54 percent approval (among men and women equally), with just 25 percent disapproving. Newt Gingrich, the last incoming speaker when House control switched, never saw better than 41 percent approval.

One reason: Majority support – mainly big majorities – for a variety of Pelosi’s initiatives, including raising the minimum wage (86 percent like it), creating an independent congressional ethics commission (84 percent), having Medicare negotiate prices with drug manufacturers (79 percent), and loosening funding restrictions on stem-cell research (55 percent). In terms of popular proposals, not a bad start.

WAR – The root of Bush’s problems can be summed up in three words: Iraq, Iraq and Iraq. It drives his unpopularity. Among people who oppose the war, a mere 10 percent approve of Bush’s job performance; among war supporters, three-quarters approve. The correlation between attitudes on the war and on Bush is a near-perfect .98.

It was discontent with the war that fueled the Democratic takeover of Congress in November and sent Bush looking for a new strategy. His proposed solution hasn’t helped: Echoing views in an ABC/Post poll after Bush addressed the nation on Iraq on Jan. 10, Americans by 65-34 percent oppose his plan for a surge of nearly 22,000 troops.

Strong disapprovers again outnumber strong approvers by nearly 3-1. In an indication of that strength of sentiment, 59 percent say Congress should try to block Bush’s plan. And in a further rejection of Bush’s proposal, 70 percent say he doesn’t have a clear plan for handling the situation in Iraq. Even nearly four in 10 Republicans say so.

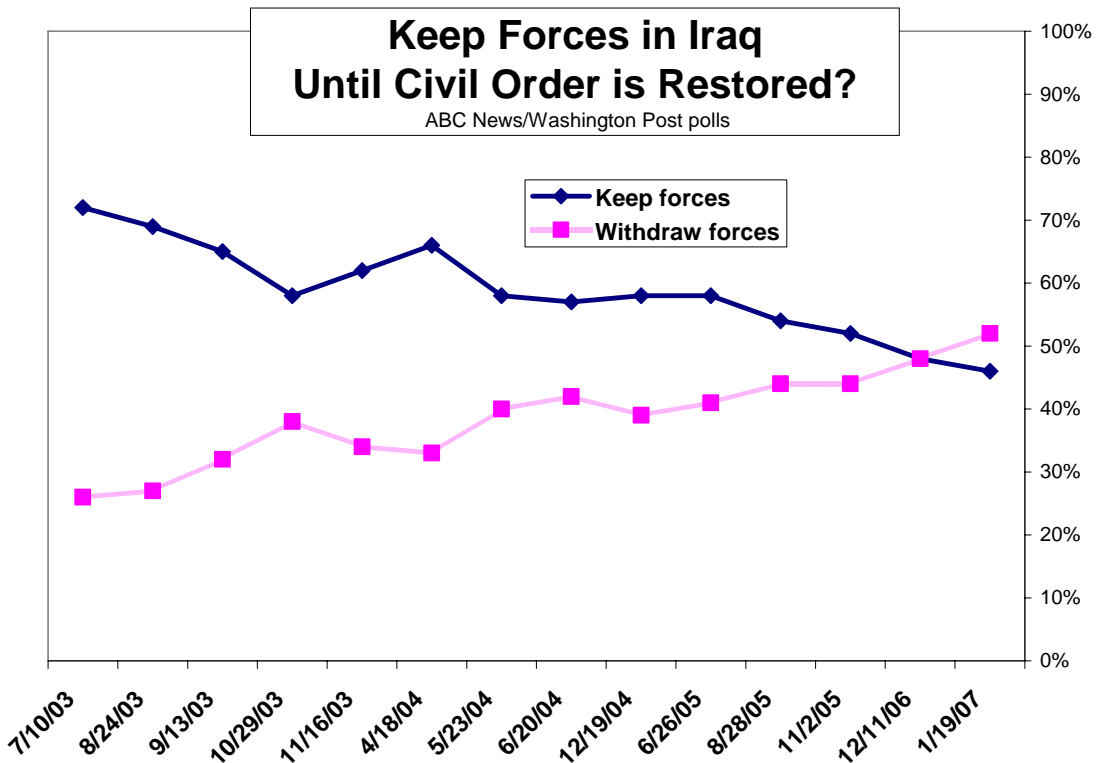


The complaint with the president’s approach is its military focus at a time when most Americans have wearied of the war. Sixty-three percent say they think it’s better to seek a

political and diplomatic solution to the problems in Iraq; but 76 percent think Bush, instead, remains focused on a military solution.

Asked, open-ended, what's the single most important problem for Bush and Congress to deal with, 48 percent say the war, a very high level of agreement in an open-ended question. All other responses were in the single digits.

WITHDRAW? – Views on Iraq are so negative that for the first time more than half of Americans, 52 percent, say the United States should withdraw its forces to avoid further U.S. casualties, even if civil order hasn't been restored. That potentially could represent a tipping point away from a sense of responsibility for the situation there.



That in turn reflects a glum view of both progress and likely outcomes. Just 28 percent say the war has contributed to peace and stability in the Mideast, down from a high of 51 percent a year and a half ago. Just 36 percent say it's encouraged democracy in other Arab nations, down 13 points since last summer. And while nearly half, 48 percent, think it has helped to improve the lives of the Iraqi people, that's down from a peak of 72 percent in summer 2003. About the same numbers think the war will accomplish these goals in the long term.

Add to peace and stability in the Mideast	War outcomes	
	Has done	Will do
	28%	29

Encourage democracy in other Arab nations	36	34
Improve Iraqis' lives	48	50

In another concern, 72 percent think the war in Iraq has hampered the U.S. military's ability to respond to conflicts elsewhere, and 53 percent call this a "major problem."

Amid the unrelentingly negative news on Bush and Iraq is one shift for the better – 43 percent of Americans now think the United States will win the war, up from a low of 34 percent last month. The change has occurred almost exclusively among men, who may be more open to the idea that Bush's surge can produce its desired result.

However, that doesn't mean men like the idea – 59 percent of men oppose the surge, as do 71 percent of women.

METHODOLOGY – This ABC News/Washington Post poll was conducted by telephone Jan.16-19, 2007, among a random national sample of 1,000 adults. The results have a three-point error margin overall, four points for leaned Democrats and five points for leaned Republicans. Sampling, data collection and tabulation by TNS of Horsham, Pa.

Analysis by Gary Langer.

ABC News polls can be found at ABCNEWS.com at <http://abcnews.com/pollvault.html>.

Media contact: Cathie Levine, (212) 456-4934.

Full results follow (*= less than 0.5 percent).

1. Do you approve or disapprove of the way George W. Bush is handling his job as president? Do you approve/disapprove strongly or somewhat?

	----- Approve -----			----- Disapprove -----			No
	NET	Strongly	Somewhat	NET	Somewhat	Strongly	opin.
1/19/07	33	17	16	65	14	51	2
12/11/06	36	18	18	62	13	49	2
11/4/06	40	24	16	57	12	46	2
10/22/06	37	21	16	60	15	45	3
10/8/06	39	23	16	60	12	48	1
9/7/06	42	24	18	55	12	43	3
8/6/06	40	23	17	58	12	46	2
6/25/06	38	20	18	60	12	48	2
5/15/06	33	17	16	65	18	47	2
4/9/06	38	20	18	60	13	47	1
3/5/06	41	24	17	58	14	44	1
1/26/06	42	25	18	56	14	42	2
1/8/06	46	29	17	52	13	39	2
12/18/05	47	29	17	52	12	40	1
11/2/05	39	20	18	60	13	47	1
10/29/05	39	22	17	58	13	45	3
9/11/05	42	27	15	57	12	45	1
8/28/05	45	27	18	53	12	41	2
6/26/05	48	27	21	51	11	40	1
6/5/05	48	27	21	52	14	38	1
4/24/05	47	25	22	50	13	38	3

3/13/05	50	31	19	48	11	37	3
1/31/05	50	34	15	45	11	34	5
1/16/05	52	33	19	46	11	35	2
12/19/04	48	27	21	49	12	38	2
10/20/04	50	30	20	46	11	35	4
10/17/04 LV	54	35	19	45	9	36	2
10/16/04 LV	54	35	19	44	10	34	2
10/15/04 LV	54	35	19	44	10	34	2
10/3/04 LV	53	36	17	46	11	34	1
9/26/04	50	33	18	45	13	32	5
9/8/04	52	35	17	43	11	32	5
8/29/04	50	31	19	47	13	34	3
8/1/04	47	28	18	49	13	36	5
7/25/04	50	32	19	47	13	34	3
7/11/04	48	31	17	50	11	39	2
6/20/04	47	30	17	51	13	39	1
5/23/04	47	31	17	50	14	36	3
4/18/04	51	33	18	47	13	34	1
3/7/04	50	32	18	48	12	36	2
2/11/04	50	30	21	47	14	34	2
1/18/04	58	35	24	40	9	30	2
12/21/03	59	39	21	38	15	23	3
12/14/03	57	37	20	39	10	29	5
12/7/03	53	32	21	40	13	27	7
11/16/03	57	34	23	39	11	28	4
10/29/03	56	30	26	42	13	29	2
10/13/03	53	33	20	43	13	29	4
9/30/03	54	34	20	44	15	29	2
9/13/03	58	35	23	40	14	27	2
9/7/03	56	34	22	41	13	28	4
8/11/03	59	37	22	37	14	23	4
7/10/03	59	35	24	38	13	25	3
6/22/03	68	45	23	29	11	18	4
4/30/03	71	50	22	26	17	9	3
4/16/03	74	52	22	23	9	14	3
4/9/03	77	58	19	20	6	14	4
4/3/03	71	54	16	25	7	19	4
3/23/03	68	NA	NA	27	NA	NA	4
3/20/03	67	NA	NA	28	NA	NA	5
3/2/03	62	38	23	35	13	22	4
2/23/03	60	NA	NA	34	NA	NA	6
2/9/03	64	42	21	34	14	20	3
2/1/03	62	41	21	34	13	22	4
1/28/03	62	43	19	36	13	23	2
1/27/03	59	39	21	37	15	22	4
1/20/03	59	36	23	38	16	22	2
12/15/02	66	37	28	32	12	20	2
11/4/02 LV	67	45	23	31	12	20	1
11/3/02 LV	67	45	22	32	12	20	1
11/2/02 LV	67	47	20	32	9	23	1
10/27/02	67	39	28	29	13	16	4
9/26/02	67	42	25	30	12	18	3
9/8/02	71	42	28	27	12	15	3
7/28/02	69	39	31	28	14	14	3
7/15/02	72	42	31	25	12	13	2
6/17/02	74	42	32	22	9	13	4
6/9/02	77	41	36	20	9	11	3
5/19/02	76	48	28	22	8	13	3
4/21/02	78	47	31	20	9	10	2
3/28/02	79	49	30	18	8	10	3
3/10/02	82	52	30	16	9	7	2
1/27/02	83	56	27	14	7	7	3
12/19/01	86	64	22	12	6	6	2

11/27/01	89	69	21	9	4	5	1
11/6/01	89	65	24	9	5	4	2
10/9/01	92	76	16	6	3	3	1
9/27/01	90	70	20	6	3	3	4
9/13/01	86	63	23	12	5	6	2
9/9/01	55	26	29	41	20	22	3
8/12/01	61	28	33	31	14	17	8
7/30/01	59	28	30	38	17	22	3
6/3/01	55	27	28	40	18	22	6
4/22/01	63	33	30	32	16	16	5
3/25/01	58	NA	NA	33	NA	NA	8
2/25/01	55	NA	NA	23	NA	NA	22

2. Do you approve or disapprove of the way Bush is handling (ITEM)?

1/19/07 - Summary Table

	Approve	Disapprove	No op.
a. The situation in Iraq	29	70	1
b. The US campaign against terrorism	46	52	2
c. The economy	41	57	2
d. Global warming	27	61	13

Trend:

a. The situation in Iraq

	----- Approve -----			----- Disapprove -----			No opin.
	NET	Strongly	Somewhat	NET	Somewhat	Strongly	
1/19/07	29	16	13	70	13	57	1
1/10/07	34	21	13	64	14	50	2
12/11/06	28	12	16	70	13	57	2
10/8/06	35	21	14	64	10	54	1
9/7/06	41	25	16	57	10	47	2
8/6/06	36	21	15	62	10	52	2
6/25/06	37	21	17	62	11	52	*
5/15/06	32	19	13	66	13	53	1
4/9/06	37	21	16	62	11	51	1
3/5/06	40	23	17	59	12	47	*
1/26/06	39	24	15	60	10	50	1
12/18/05	46	31	15	53	10	43	1
11/2/05	36	20	15	64	13	51	1
9/11/05	38	NA	NA	62	NA	NA	1
8/28/05	42	28	14	57	11	46	1
6/26/05	43	25	18	56	12	44	1
6/5/05	41	NA	NA	58	NA	NA	1
4/24/05	42			56			2
3/13/05	39			57			4
1/16/05	40			58			2
12/19/04	42			57			1
9/26/04 RV	47			50			3
8/29/04 RV	47			51			2
7/25/04	45			53			2
6/20/04	44			55			2
5/23/04	40			58			2
4/18/04	45			54			1
3/7/04	46			53			1
2/11/04	47			52			1
1/18/04	55			42			2
12/21/03	60			39			2
12/14/03	58			38			4
11/16/03	48			48			4
10/29/03	47			51			2

10/13/03	51			47			2
9/29/03	50			47			3
9/13/03	52			46			2
9/7/03	49			47			4
8/24/03	56			37			7
8/11/03	56			41			3
7/10/03	58			41			2
6/22/03	67			30			2
4/30/03	75	"	"	22	"	"	2
3/27/03*	69			26			5
3/23/03	71			26			3
3/20/03	65			29			5
3/17/03	64			29			7
3/9/03	55			38			8
2/23/03	55			39			6
2/9/03	61			37			2
2/5/03	61			32			7
2/1/03	61			35			3
1/28/03	58			38			4
1/27/03	57			40			3
1/20/03	50			46			4
12/15/02	58			37			5
11/4/02 LV	56			40			4
11/3/02 LV	57			40			4
11/2/02 LV	56			41			3
10/27/02	57			38			5
9/26/02	58			39			3
9/14/02	65			31			4
8/29/02	52	"	"	36	"	"	12
*3/27/03 and previous: "The situation with Iraq and Saddam Hussein"							

b. The US campaign against terrorism

	----- Approve -----			----- Disapprove -----			No opin.
	NET	Strongly	Somewhat	NET	Somewhat	Strongly	
1/19/07	46	NA	NA	52	NA	NA	2
12/11/06	46	NA	NA	52	NA	NA	2
10/8/06	45	29	16	53	13	40	1
9/7/06	53	33	19	45	14	31	2
8/6/06	47	NA	NA	50	NA	NA	2
6/25/06	51	NA	NA	47	NA	NA	2
5/15/06	53	NA	NA	43	NA	NA	4
4/9/06	50	32	18	49	15	34	1
3/5/06	52	NA	NA	46	NA	NA	2
1/26/06	52			45			2
1/8/06	53			45			2
12/18/05	56			44			1
11/2/05	48			51			1
9/11/05	50	"	"	47	"	"	3
8/28/05	56	34	21	43	14	29	2
6/5/05	50	NA	NA	49	NA	NA	1
4/24/05	56			41			3
3/13/05	59			38			3
1/16/05	61			38			2
12/19/04	53			43			3
9/26/04 RV	59			38			3
8/29/04 RV	60			37			3
7/25/04	57			40			4
6/20/04	50			48			2
5/23/04	58			39			4
4/18/04	63			35			2
3/7/04	63			34			3
2/11/04	64			34			2

1/18/04	66			33			2
12/21/03	70			28			2
10/29/03	63			35			2
10/13/03	66			30			4
9/13/03	70			27			3
9/7/03	67			28			5
4/30/03	79			19			2
2/9/03	74			23			4
2/1/03	75			21			3
1/27/03	72			26			2
1/20/03	71			25			4
12/15/02	79			20			1
11/4/02 LV	76			22			1
11/3/02 LV	77			22			3
11/2/02 LV	78			21			2
10/27/02	74			23			4
9/26/02	70			28			2
9/8/02	74			24			2
7/28/02	81			17			2
7/15/02	83	"	"	15	"	"	2
5/19/02	79	51	27	19	10	9	3
4/21/02	81	56	25	18	10	7	2
3/10/02	88	64	24	10	5	5	2
1/27/02	88	NA	NA	10	NA	NA	2
12/19/01	89	67	22	9	5	4	2
10/15/01	92	75	17	5	3	3	3

c. The economy

	----- Approve -----			----- Disapprove -----			No
	NET	Strongly	Somewhat	NET	Somewhat	Strongly	opin.
1/19/07	41	NA	NA	57	NA	NA	2
12/11/06	43	NA	NA	55	NA	NA	2
10/8/06	41	NA	NA	56	NA	NA	2
8/6/06	39	NA	NA	59	NA	NA	2
6/25/06	38	NA	NA	61	NA	NA	1
5/15/06	38	NA	NA	60	NA	NA	2
4/9/06	40	20	21	59	18	41	1
3/5/06	48	NA	NA	51	NA	NA	1
1/26/06	46			52			1
12/18/05	47			52			1
11/2/05	36			61			3
9/11/05	40			58			2
8/28/05	44			54			3
6/5/05	40			58			2
4/24/05	40			57			3
3/13/05	43			55			2
1/16/05	46			52			2
12/19/04	46			51			3
9/26/04 RV	47			50			4
8/29/04 RV	45			52			3
7/25/04	47			50			3
6/20/04	46			53			1
5/23/04	44			54			2
4/18/04	44			54			2
3/7/04	39			59			1
2/11/04	44			54			2
1/18/04	51			47			2
12/21/03	51			44			5
11/16/03	48			49			3
10/29/03	45			53			2
10/13/03	45			52			2
9/13/03	42			56			3

9/7/03	44			51			5
8/11/03	45			51			5
7/10/03	47			49			4
4/30/03	52			45			3
2/9/03	47			49			4
2/1/03	44			52			4
1/28/03	46			49			4
1/27/03	47			47			5
1/20/03	43			53			4
1/5/03	50			43			7
12/15/02	50			46			4
11/4/02	LV	53		45			2
11/3/02	LV	52		46			2
11/2/02	LV	55		43			2
10/27/02		51		43			6
9/26/02		51		47			3
9/8/02		57		40			4
7/28/02		57		39			4
7/15/02		58		38			3
4/21/02		64		33			3
1/27/02		62		34			4
12/19/01		67		27			6
11/6/01		72		23			5
9/9/01		48		48			4
7/30/01		52		45			3
6/3/01		53		41			6
4/22/01		55		38			7
3/25/01		50	" "	42	" "	" "	8

d. No trend.

3. Do you approve or disapprove of the way (ITEM)?

1/19/07 - Summary Table

	Approve	Disapprove	No op.
a. The U.S. Congress is doing its job	43	50	8
b. Nancy Pelosi is handling her job as Speaker of the House	54	25	21

Trend:

a. the U.S. Congress is doing its job

	----- Approve -----			----- Disapprove -----			No
	NET	Strongly	Somewhat	NET	Somewhat	Strongly	opin.
1/19/07	43	NA	NA	50	NA	NA	8
12/11/06	37	NA	NA	57	NA	NA	6
11/4/06	RV	7	29	60	25	35	4
10/22/06		5	25	65	27	38	4
10/8/06		5	27	66	29	37	2
9/7/06		NA	NA	55	NA	NA	5
8/6/06				60			4
5/15/06				63			4
4/9/06				62			3
3/5/06				62			3
1/26/06				53			4
1/8/06				55			5
12/18/05				53			4
11/2/05				59			4
8/28/05				59			4
6/5/05				54			4
10/29/03				52			9

4/30/03	57	37	6
9/26/02	51	43	6
7/15/02	57	36	7
2/21/02	57	39	4
1/27/02	58	35	7
12/19/01	59	34	7
9/9/01	45	48	7
7/30/01	48	48	4
4/22/01	58	33	8
10/31/99	42	53	6
9/2/99	46	47	7
6/6/99	48	46	6
3/14/99	44	49	7
2/14/99	46	50	4
12/20/98	44	51	5
12/19/98	45	50	5
12/13/98	49	46	5
11/7/98	41	55	4
11/1/98	49	47	5
10/25/98	45	44	11
10/18/98	46	45	8
9/28/98	52	44	4
8/21/98	55	39	6
7/12/98	46	44	11
5/12/98	45	45	9
4/4/98	47	45	8
1/31/98	55	35	10
1/30/98	55	35	10
1/25/98	56	37	8
1/24/98	55	38	7
1/19/98	47	49	5
10/13/97	36	57	7
8/27/97	39	54	7
7/8/97	40	53	6
4/24/97	40	53	7
3/9/97	35	60	5
8/5/96	42	52	7
6/30/96	35	58	7
5/22/96	35	60	5
3/10/96	30	64	6
1/7/96	31	65	5
11/19/95	27	68	5
10/1/95	32	65	3
7/17/95	34	63	3
3/19/95	39	56	5
1/29/95	42	52	6
10/31/94	21	72	8
10/23/94	18	78	4
9/11/94	24	70	5
6/26/94	34	61	5
3/27/94	35	62	3
2/27/94	32	64	4
1/23/94	29	60	11
11/14/93	28	66	6
8/8/93	33	64	3
4/26/93	30	69	2
1/17/93	29	66	6
4/9/92	17	78	5
3/18/92	19	76	5
3/8/92	22	73	6
2/2/92	32	64	4
12/15/91	35	59	6
10/21/91	45	50	5

6/2/91	49		46	5
10/14/90	34		63	3
2/4/90	41		55	4
1/16/90	39		55	6
8/21/89	42		53	5
5/23/89	54		44	2
2/14/89	53		44	3
1/23/88*	43		53	4
6/1/87	56		40	4
6/22/85	54		37	9
5/83	33		43	24
6/81	38		40	22
6/79	19		61	20
9/78	29		49	22
6/77	34		42	24
6/75	29		54	17
8/74	48	"	35	17
*1/23/88 and previous: Gallup				

b. Nancy Pelosi is handling her job as Speaker of the House				
1/19/07	54		25	21

Compare to: Newt Gingrich				
11/7/98*	38		58	4
7/12/98	41		44	15
5/12/98	41		44	15
1/19/98	40		52	7
4/24/97	26		62	12
3/9/97	33		61	7
9/15/96RV	39		54	7
1/7/96	30		61	8
11/19/95	27		65	8
6/8/95	35		50	15
3/19/95	37		48	15
3/5/95	38		51	11
1/29/95	40		48	12
1/4/95	35		37	28
12/20/94**	35		43	22

* "has handled"

** "as incoming speaker"

4. Do you think things in this country (are generally going in the right direction) or do you feel things (have gotten pretty seriously off on the wrong track)?

	Right direction	Wrong track	No opin.
1/19/07	26	71	3
11/4/06 RV	39	59	2
10/22/06 RV	32	66	2
All	30	68	2
10/8/06	32	66	2
5/15/06	29	69	2
11/2/05	30	68	2
10/24/04 LV	41	55	4
4/18/04	42	57	1
4/30/03	52	46	2
9/26/02	43	53	4
2/21/02	54	42	4
2/14/99	55	41	4
11/1/98	55	43	2
11/1/98 LV	55	44	1

8/21/98	57	40	4
7/12/98	50	45	6
4/4/98	55	41	4
1/31/98	61	34	5
1/30/98	61	34	5
1/19/98	44	50	6
8/27/97	39	57	4
6/8/97	37	60	3
3/9/97	34	62	4
10/17/96 RV	40	55	5
10/16/96 RV	42	53	5
10/15/96 RV	43	52	5
10/14/96 RV	44	51	5
10/13/96 RV	44	51	5
9/04/96 RV	40	54	6
8/21/96	28	67	5
6/30/96	26	70	5
3/17/96	27	70	3
1/21/96	27	66	6
1/3/96	21	77	3
4/5/95	23	73	3
1/4/95	27	68	6
10/31/94	27	69	4
7/20/94	26	70	4
3/27/94	28	69	3
1/23/94	31	60	10
11/14/93	25	69	6
8/8/93	26	71	3
6/20/93	26	71	3
4/26/93	27	71	2
3/11/93	36	57	7
2/28/93	37	59	4
1/17/93	31	63	6
12/14/92	35	60	5
10/27/92 RV	22	76	2
10/4/92 RV	18	78	4
6/7/92	14	83	3
4/9/92	16	81	3
3/11/92	18	79	4
1/15/92	19	78	3
11/10/91	24	72	4
10/29/91	26	71	3
8/27/91	31	60	9
7/28/91	30	67	3
6/2/91	39	57	4
4/9/91	42	51	7
2/26/91	58	39	3
1/27/91	49	48	4
10/14/90	19	79	2
9/9/90	36	60	4
8/20/90	35	60	5
7/24/90	37	60	2
5/21/90	39	60	2
3/26/90	44	53	2
2/4/90	49	48	3
1/16/90	48	49	3
5/23/89	42	55	3
3/16/89	46	52	2
1/16/89 LV	51	46	3
10/25/88 RV	49	46	6
9/27/88	48	44	8
7/11/88	40	56	4
5/25/88	35	59	6

3/21/88	40	56	4
1/23/88	39	59	2
12/13/87	49	47	4
12/2/87	35	61	4
9/23/87	43	54	4
6/29/87	35	62	3
4/13/87	37	60	3
3/9/87	38	58	4
1/18/87	39	56	5
9/8/86	50	48	2
1/26/86	45	47	8
7/29/85	52	43	6
1/16/85	59	36	4
5/22/84	47	48	5
12/13/83	43	51	6
11/7/83	51	44	5
4/12/83	41	54	4
3/2/83	43	53	3
1/25/83	58	39	3
1/25/83	43	52	4
10/11/82	35	57	8
1/30/82	39	56	5
2/80*	20	70	10
2/78	34	53	13
2/77	41	44	14
10/75	19	71	9
10/74	15	75	11
10/73	16	74	10

*2/80 and previous: Roper

5. What would you say is the one most important problem you would like to see Bush and the Congress deal with this year?

	1/19/07	12/11/06	12/18/05
Iraq/War in Iraq	48	44	32
Economy	9	10	15
Health care	4	6	11
Immigration	7	5	6
Terrorism/War on terrorism/ Homeland security	5	4	5
Education	2	4	3
Medicare	2	1	3
Social Security	1	2	3
Jobs/Unemployment	2	3	2
Taxes	1	2	2
Gasoline prices/Energy prices	2	3	2
Federal budget deficit	1	*	1
Environment	*	1	1
Poverty/Homelessness/Hunger	2	2	1
Ethics/Honesty/Corruption in Government	1	2	1
Crime/drugs	*	1	1
Prescription drug benefits	1	*	*
Global warming/Greenhouse effect	2	1	*
None	0	0	1
Other	8	6	6
No opinion	3	4	3

6. Do you think the country should go in the direction (Bush wants to lead it), go in the direction (the Democrats in Congress want to lead it), or what?

	Bush	Democrats	Other (vol.)	Neither (vol.)	No dif. (vol.)	No opin.
1/19/07	25	57	4	8	2	4
1/26/06	35	51	4	5	3	2
1/16/05	45	39	3	6	2	5
12/19/01	54	28	4	9	6	0
9/9/01	41	42	4	6	1	5
7/30/01	42	43	4	6	3	3
6/3/01	40	42	5	7	3	3
4/22/01	46	36	4	6	3	4

7. Who do you trust to do a better job handling (ITEM), (Bush) or (the Democrats in Congress)?

1/19/07 - Summary Table

	Bush	Dems	Both (vol.)	Neither (vol.)	No opin.
a. The situation in Iraq	33	60	1	4	2
b. The U.S. campaign against terrorism	40	52	1	5	2
c. The economy	32	60	1	4	2
d. The federal budget	28	62	1	6	3

Trend:

a. The situation in Iraq

	Bush	Dems	Both (vol.)	Neither (vol.)	No opin.
1/19/07	33	60	1	4	2
1/10/07	36	47	1	12	4
12/11/06	32	56	1	7	3
1/18/04	56	36	1	4	3
4/30/03	72	20	2	3	3

b. The U.S. campaign against terrorism

	Bush	Dems	Both (vol.)	Neither (vol.)	No opin.
1/19/07	40	52	1	5	2
12/11/06	41	50	1	6	2
1/18/04	60	31	2	4	3
4/30/03	72	21	3	2	3

c. The economy

	Bush	Dems	Both (vol.)	Neither (vol.)	No opin.
1/19/07	32	60	1	4	2
12/11/06	34	58	1	5	2
1/18/04	43	50	1	4	3
4/30/03	51	41	2	2	3
11/6/01	51	36	5	4	5
9/9/01	44	50	1	3	2
7/30/01	47	46	1	4	1
6/3/01	44	46	2	6	2

d. The federal budget

	Bush	Dems	Both (vol.)	Neither (vol.)	No opin.
1/19/07	28	62	1	6	3

5/15/06	54	34	1	8	3
11/2/05	48	34	2	13	2
7/15/02*	44	41	5	6	4
1/27/02****	38	46	5	7	3
3/14/99*	43	40	5	10	3
9/28/98*	49	42	NA	NA	9
7/12/98*	42	39	4	7	8
1/19/98**	41	43	3	8	4
7/8/97**	39	36	5	17	3
10/23/94***	36	37	3	21	3
9/11/94	39	40	4	14	4
2/27/94	44	28	5	20	3
2/2/92	40	39	4	14	3
3/4/91	35	43	5	14	3
1/16/90	35	42	4	15	4

*"Managing the federal budget"

**"Balancing the federal budget"

***10/23/94 and previous: "Reducing the federal budget"

****"Keeping the federal budget balanced"

8. Who do you think is taking a stronger leadership role in the government in Washington these days, (Bush) or (the Democrats in Congress)?

	Bush	Democrats	Both (vol.)	Neither (vol.)	No opin.
1/19/07	36	56	1	3	3

Compare to:

Who do you think is taking a stronger leadership role in the government in Washington these days, Clinton or the Republicans in Congress?

	Clinton	GOP	Equal (vol.)	Neither (vol.)	No opin.
4/5/95	27	67	2	3	7
1/24/95	24	61	4	5	6
12/15/94	25	59	3	5	7

9. Please tell me whether the following statement applies to Bush or not.

1/19/07 - Summary Table*

	Yes	No	No op.
a. He is honest and trustworthy	40	57	3
b. He understands the problems of people like you	32	67	2
c. He is an effective leader	40	59	1
d. He is a strong leader	45	54	1
e. He can be trusted in a crisis	42	56	2
f. He is willing to listen to different points of view	36	63	1
g. He has made the country safer and more secure	44	55	1

*Items a-c asked of half sample, d-g asked of other half sample.

Trend where available:

a. He is honest and trustworthy

	Yes	No	No op.
1/19/07	40	57	3
3/5/06	44	55	1
1/26/06	46	53	*
12/18/05	49	50	1

11/2/05	40	58	2
5/23/04	53	45	2
4/18/04	55	44	1
3/7/04	54	45	1
2/11/04	52	45	2
10/29/03	59	40	2
9/13/03	60	39	2
12/15/02	70	26	4
7/15/02	71	26	3
7/30/01	63	34	3
4/22/01	62	32	6
11/5/00 LV	60	33	7
11/4/00 LV	61	33	7
10/24/00 LV	65	30	5
10/15/00 LV	57	34	9
10/15/00 RV	53	35	12
9/6/00 RV	62	30	7
7/23/00 RV	61	30	8
7/23/00	59	31	10
12/15/99	63	28	9
10/31/99	68	22	10
9/2/99	63	23	14
3/14/99	67	12	22

b. He understands the problems of people like you

	Yes	No	No op.
1/19/07	32	67	2
3/5/06	37	62	1
1/26/06	38	61	1
11/2/05	34	66	1
9/11/05	38	61	1
8/28/05	40	59	1
4/24/05	40	58	2
1/16/05	43	56	1
5/23/04	42	57	1
4/18/04	41	57	2
3/7/04	41	57	2
2/11/04	41	57	2
1/18/04	43	56	1
12/21/03	45	53	2
10/29/03	40	58	2
9/13/03	48	51	1
4/30/03	51	48	1
12/15/02	51	47	2
7/15/02	57	41	2
1/27/02	61	37	2
7/30/01	45	54	2
4/22/01	47	51	2
11/4/00 LV	49	46	5
10/24/00 LV	50	46	3
10/15/00 RV	46	46	7
10/9/00 RV	50	44	6
9/6/00 RV	47	49	4
8/20/00 RV	50	46	5
7/23/00	44	51	5
6/11/00	48	47	5
4/2/00	48	46	6
3/11/00	47	47	6
2/27/00	43	51	6
2/6/00	43	52	5
1/16/00	46	49	6
12/15/99	47	46	7

10/31/99	54	39	7
9/2/99	50	39	11
3/14/99	52	27	21

c. No trend.

d. He is a strong leader

	Yes	No	No op.
1/19/07	45	54	1
3/5/06	52	48	*
1/26/06	52	48	*
12/18/05	51	49	*
11/2/05	47	53	*
9/11/05	50	50	*
5/23/04	62	37	1
4/18/04	64	36	1
3/7/04	63	36	1
2/11/04	61	38	1
12/21/03	67	32	2
10/29/03	62	37	1
9/13/03	66	34	*
4/30/03	74	25	*
12/15/02	75	23	2
7/15/02	75	24	1
7/30/01	55	43	2
4/22/01	53	42	5
10/9/00 RV	62	33	5
9/6/00 RV	65	28	7
8/20/00 RV	65	29	5
8/10/00 RV	67	29	5
7/23/00 RV	61	33	6
7/23/00	62	32	5
6/11/00	65	30	6
4/2/00	68	27	5
3/11/00	63	31	6
2/27/00	62	32	6
2/6/00	65	30	7
1/16/00	65	28	7
12/15/99	67	26	7
10/31/99	77	18	5
9/2/99	70	18	12
3/14/99	68	13	20

e. He can be trusted in a crisis

	Yes	No	No op.
1/19/07	42	56	2
1/26/06	53	47	1
11/2/05	49	49	2
9/11/05	49	49	2
5/23/04	60	39	1
7/30/01	60	37	3
4/22/01	65	32	4
12/15/99	62	27	11
9/2/99	58	22	19

f. He is willing to listen to different points of view

	Yes	No	No op.
1/19/07	36	63	1
5/23/04	49	50	1

g. He has made the country safer and more secure

	Yes	No	No op.
1/19/07	44	55	1
5/23/04	52	47	1
9/13/03	63	35	2
12/15/02	65	33	2

10. Considering everything, do you think the United States did the right thing in going to war with Iraq, or do you think it was a mistake?

	Right thing	Mistake	No opin.
1/19/07	34	64	2
5/15/06	40	59	1
6/26/05	48	51	1
3/13/05	48	51	1
4/18/04	52	46	1
4/9/03	81	16	3
3/27/03	69	26	5

Serbia:

6/10/99	55	41	4
6/6/99*	48	47	5
5/16/99	54	42	3
4/26/99	56	41	2
4/6/99	58	40	2

*Washington Post

Compare to: Do you think the United States made a mistake in sending military forces to Afghanistan, or not?

	Not a mistake	Mistake	No opin.
1/9/02*	93	6	1
11/11/01*	89	9	2

Yugoslavia*

6/5/99	53	43	4
4/21/99	51	42	7

Persian Gulf*

7/21/91	82	15	3
3/3/91	87	10	3
2/10/91	76	21	3
2/2/91	80	18	2
1/26/91	77	18	5
1/20/91	80	16	4
1/13/91	65	29	6
1/6/91	61	30	9
12/9/90	66	28	6
12/2/90	66	29	5
11/18/90	65	27	8
11/11/90	68	27	5
11/4/90	67	25	8
10/28/90	71	24	5
10/21/90	67	26	7
10/14/90	68	27	5
10/4/90	71	21	8
9/30/90	73	20	7
9/16/90	73	18	10
9/11/90	76	19	5
9/2/90	76	16	8
8/26/90	76	18	6

8/19/90	75	17	8
Vietnam*			
11/15/00	24	69	7
4/24/95	23	71	6
3/18/90	22	74	4
1/15/73	29	60	11
5/17/71	28	61	11
1/11/71	31	60	9
5/26/70	36	56	8
4/7/70	34	51	15
1/20/70	32	57	11
9/22/69	32	58	10
1/28/69	39	52	9
10/1/68	37	54	9
8/12/68	35	53	12
4/9/68	40	48	12
2/27/68	42	49	9
2/6/68	42	46	12
12/12/67	46	45	9
10/11/67	44	47	9
7/18/67	48	41	11
4/24/67	50	37	13
1/31/67	52	32	16
11/15/66	52	31	17
9/13/66	48	35	17
5/10/66	49	36	15
3/8/66	59	26	15
9/1/65	60	24	16
Korea*			
6/7/00	47	34	19
1/16/53	50	36	14
10/22/52	37	43	19
10/14/52	37	43	20
3/5/52	35	51	14
8/8/51	48	42	11
6/21/51	40	43	17
4/21/51	45	37	18
3/31/51	43	45	12
2/9/51	41	49	9
1/5/51	38	49	13
8/25/50	65	20	15

*Gallup; various wordings

11. Do you think (the United States should keep its military forces in Iraq until civil order is restored there, even if that means continued U.S. military casualties); OR, do you think (the United States should withdraw its military forces from Iraq in order to avoid further U.S. military casualties, even if that means civil order is not restored there)?

	Keep forces	Withdraw forces	No opinion
1/19/07	46	52	3
12/11/06	48	48	4
11/2/05	52	44	4
8/28/05	54	44	2
6/26/05	58	41	2
12/19/04	58	39	3
6/20/04	57	42	1
5/23/04	58	40	2
4/18/04	66	33	1
11/16/03	62	34	4

10/29/03	58	38	3
9/13/03	65	32	3
8/24/03	69	27	4
7/10/03	72	26	2

12. Do you think the Bush Administration does or does not have a clear plan for handling the situation in Iraq?

	Does	Does not	No opinion
1/19/07	28	70	2
12/11/06	25	72	3
9/7/06	38	61	2
8/6/06	33	64	3
6/25/06	35	64	2
3/5/06	34	65	*
12/18/05	40	59	1
3/13/05	42	57	2
5/23/04	40	58	2
5/6/04	38	57	5
4/18/04	45	53	2
3/7/04	43	53	3
12/21/03	48	47	5
10/13/03	42	53	5
9/13/03	42	55	2

13. Do you support or oppose Bush's proposal to send approximately 22,000 additional U.S. military forces to Iraq? Do you feel that way strongly or somewhat?

	----- Support -----			----- Oppose -----			No opin.
	NET	Strongly	Somewhat	NET	Somewhat	Strongly	
1/19/07	34	21	13	65	10	56	1
1/10/07	36	25	11	61	9	52	2

14. Do you think Congress should or should not try to block Bush's plan to send more troops to Iraq?

	Should	Should not	No opin.
1/19/07	59	39	2

Compare to: Do you think the Democrats in Congress should or should not try to block Bush's plan to send more troops to Iraq?

1/10/07	53	44	3
---------	----	----	---

15. (ASKED OF HALF SAMPLE) Do you think the war with Iraq has or has not (ITEM)?

1/19/07 - Summary Table

	----- Has -----			Has not	No op.
	NET	Great deal	Somewhat		
a. Contributed to long-term peace and stability in the Mideast	28	9	19	68	4
b. Encouraged democracy in other Arab nations	36	13	23	59	6
c. Helped to improve the lives of the Iraqi people	48	18	30	48	4

Trend:

a. Contributed to long-term peace and stability in the Mideast

	----- Contributed -----			Has	No
	NET	Great deal	Somewhat	not	opin.
1/19/07	28	9	19	68	4
6/25/06	39	15	25	58	2
6/26/05	51	19	32	47	2
6/20/04	42	20	23	56	2
7/10/03*	50	20	31	45	5

*"did or did not"

b. Encouraged democracy in other Arab nations

	----- Encouraged -----			Has	No
	NET	Great deal	Somewhat	not	opin.
1/19/07	36	13	23	59	6
6/25/06	49	13	36	47	4
12/18/05	47	13	34	50	4
6/26/05	49	14	35	48	2

c. Helped to improve the lives of the Iraqi people

	----- Helped -----			Has	No
	NET	Great deal	Somewhat	not	opin.
1/19/07	48	18	30	48	4
10/22/06	47	21	26	48	5
6/25/06	68	32	36	29	3
6/20/04	65	28	37	33	1
7/10/03*	72	41	31	25	3

*"did or did not"

Compare to:

As a result of the war, do you think the Iraqi people are (better off) or (worse off) now than they were before the U.S-led invasion of Iraq?

	Better	Worse	No difference (vol.)	No opinion
6/26/05	69	24	4	3
3/13/05	67	25	4	4

16. (ASKED OF HALF SAMPLE) In the long term, do you think the war with Iraq will or will not (ITEM)?

1/19/07 - Summary Table

	---Yes/Already has---				
	NET	Yes	Already has (vol.)	No	No opin.
a. Contribute to long-term peace and stability in the Mideast	29	29	*	66	5
b. Encourage democracy in other Arab nations	34	32	1	63	4
c. Help to improve the lives of the Iraqi people	50	48	2	46	4

Trend where available:

a,b. No trend.

c. Help to improve the lives of the Iraqi people

	---Yes/Already has---				
	NET	Yes	Already has (vol.)	No	No opin.
1/19/07	50	48	2	46	4

Compare to:

In the long run, do you think the Iraqi people will be (better off) or (worse off) as a result of the U.S.-led invasion of Iraq?

	Better	Worse	No difference (vol.)	No opinion
6/26/05	74	20	5	2
3/13/05	74	18	4	4

17. Do you think the war in Iraq has or has not made it more difficult for the U.S. military to be ready to respond to conflicts elsewhere in the world?

	Has	Has not	No opinion
1/19/07	72	25	3
6/26/05	65	33	2

18. (IF MORE DIFFICULT, Q17) Do you think that's a major problem or a minor problem?

	Major problem	Minor problem	No problem (vol.)	No opinion
1/19/07	74	25	1	*
6/26/05	71	28	1	1

17/18 NET:

	----- More difficult -----				Not more difficult	No op.
	NET	Major problem	Minor problem	No problem (vol.)	DK	
1/19/07	72	53	18	1	*	25 3
6/26/05	65	46	18	1	1	33 2

19. Which of these do you think is the better way to address the problems in Iraq - (through diplomatic and political efforts), or (through military efforts)?

	Diplomatic/political	Military	Both (vol.)	Neither (vol.)	No opin.
1/19/07	63	25	8	2	2

20. Which of these do you think Bush is focusing on more in Iraq - (diplomatic and political efforts), or (military efforts)?

	Diplomatic/political	Military	Both (vol.)	Neither (vol.)	No opin.
1/19/07	13	76	8	1	2

21. All told, do you think the United States will win or lose the war in Iraq?

	Win	Lose	Neither/Tie (vol.)	No opinion
1/19/07	43	40	11	6

12/11/06	34	46	11	9
12/18/05	60	27	7	6

22. Now, thinking about Iran: In dealing with Iran, do you think the Bush administration is being too confrontational, not confrontational enough, or handling it about right?

	Too confrontational	Not confrontational enough	Handling it about right	No opin.
1/19/07	30	24	37	9

23-29 previously released.

30. On another subject: Do you support or oppose embryonic (EMBRY-onick) stem cell research?

	Support	Oppose	No opin.
1/19/07	61	31	8
6/5/05	59	33	8
4/24/05	63	28	9

31. Do you support or oppose loosening the current restrictions on federal funding for embryonic stem cell research?

	Support	Oppose	No opin.
1/19/07	55	38	7

32. Would you support or oppose raising the minimum wage, which is now five dollars and fifteen cents an hour, to seven dollars and twenty-five cents an hour?

	Support	Oppose	No opin.
1/19/07	86	13	1

33. (IF SUPPORT, Q32) (Is seven twenty-five enough), or (should the minimum wage be higher than that)?

	Enough	Should be higher	No opin.
1/19/07	45	52	3

32/33 NET:

	NET	Support Enough	Higher	Oppose	No opin.
1/19/07	86	39	45	13	1

34. Some people say the Medicare program should be allowed to negotiate with drug companies to get better prices for prescription drugs for senior citizens. Others say this would give the government too much of a role in the marketplace and prevent drug companies from making the profits they need to develop new drugs. Do you think the Medicare program should or should not be allowed to negotiate prices with drug companies?

	Should	Should not	No opin.
1/19/07	79	17	4

35. Would you support or oppose establishing a permanent, independent commission to investigate and enforce ethics rules for members of Congress and their staffs?

	Support	Oppose	No opin.
1/19/07	84	13	4

36. How concerned are you about the issue of global warming - is that something that worries you a great deal, a good amount, just some, or hardly at all?

	Great deal/ --- Good amount ---			---Some/Hardly/Not at all---					
	NET	Great	Good	NET	Some	at all	Hardly	Not at	No
								all (vol.)	op.
1/19/07	49	26	23	49	24	22	3	3	2

END