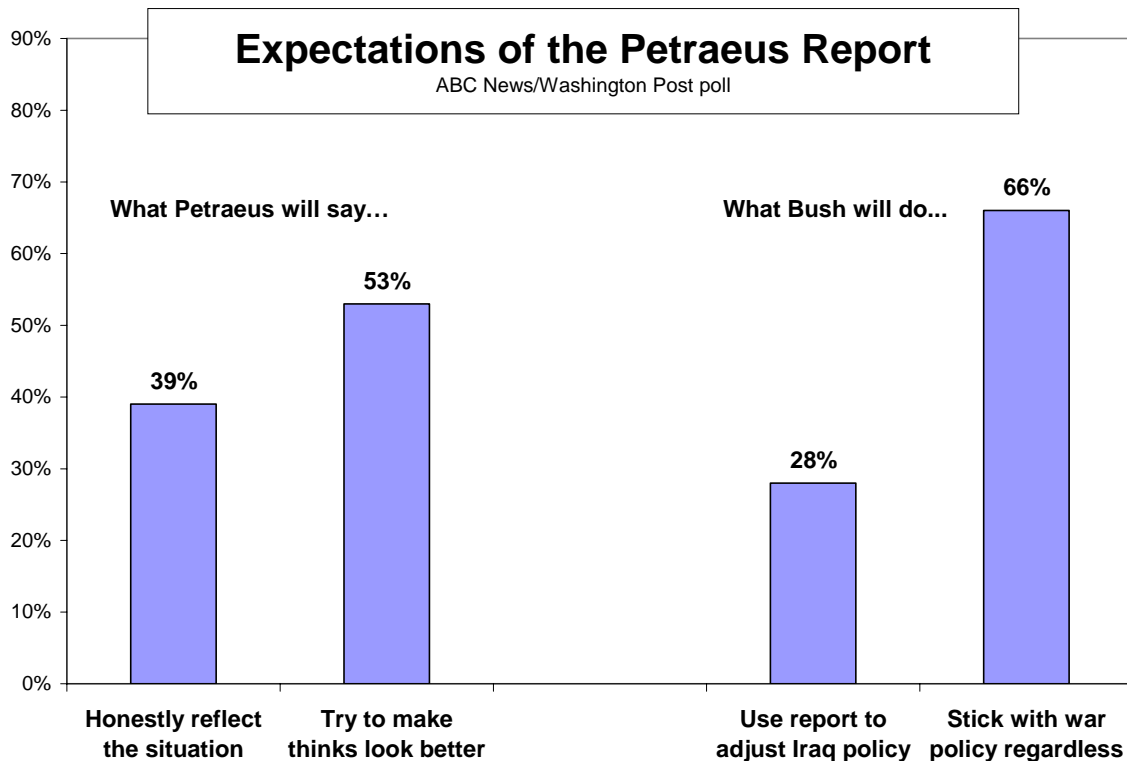


Most Are Skeptical of Petraeus Report; Few Think Bush Will Change Course

A skeptical public expects little of this week's developments on Iraq: More than half of Americans think the Petraeus report will try to sugar-coat the real situation there, and two-thirds don't believe it'll influence George W. Bush's war policy anyway.

Fifty-three percent in this ABC News/Washington Post poll think Gen. David Petraeus' progress report on the "surge" of U.S. troops will try to make things look better than they really are; fewer, 39 percent, expect it to honestly reflect the situation in Iraq.

But in the public's eyes it's not likely to matter in any case: Just 28 percent think Bush – long seen as inflexible on the war – will use the report to adjust his Iraq policy. Sixty-six percent think he'll stick with his war policy no matter what the Petraeus report says.

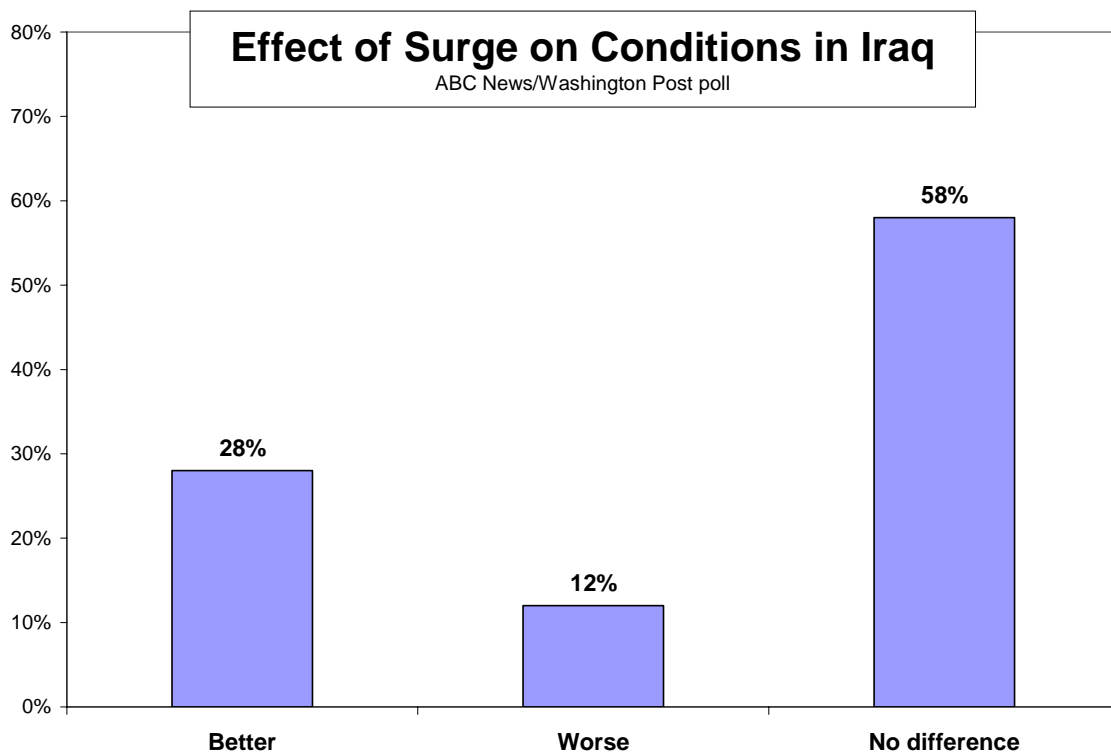


That policy remains broadly unpopular. Fewer than three in 10 think the surge has improved the situation in Iraq; 60 percent say the United States is not making significant progress toward the ultimate goal of restoring civil order there; and in a bottom-line

measure, given its costs vs. benefits, 62 percent say the war in Iraq was not worth fighting. A majority has held that view steadily for more than two and a half years.

Americans by nearly 2-1 disapprove of Bush's handling of the situation in Iraq, 65 percent to 34 percent – around where it's been for most of the last year and a half. His broader job approval rating is almost identical: just 33 percent approve of his work in office overall, matching his career low. He hasn't seen majority approval in an ABC/Post poll since January 2005.

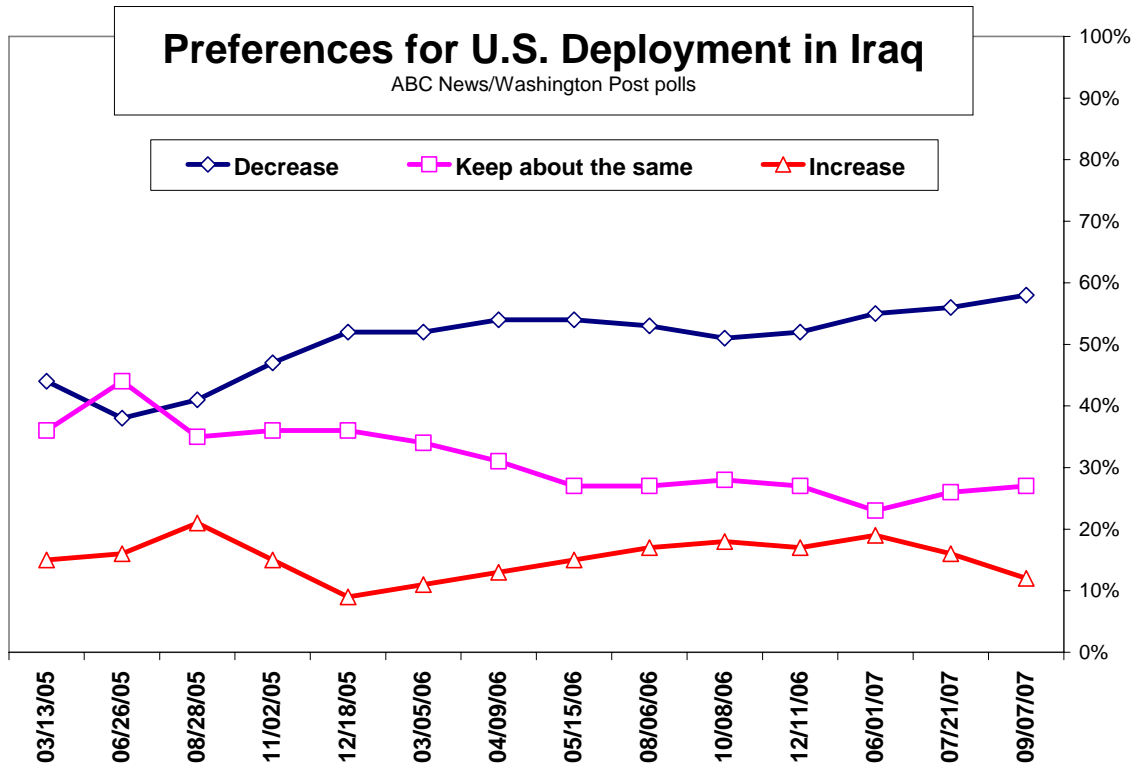
Bush's approval rating among political independents – the center of American politics – is at a career low, 25 percent. He's also at 25 percent approval among people who describe themselves as ideological moderates, matching his low in that group.



There are a few better results for the administration. Forty-three percent think the surge will improve security over the next few months, up nine points from July. (Nonetheless 54 percent think it won't improve security.) And while 43 percent think the United States will lose the war in Iraq, that's down from 51 percent in April. (Thirty-nine percent think the United States will win the war.)

The problems are not all about Bush's policy. Americans by a broad margin, 65-34 percent, also say they're not confident in the Iraqi government's ability to meet its commitments in the effort to restore civil order there. The lack of political consensus in Baghdad has been one of the administration's own complaints.

WITHDRAW? – Given these concerns, 58 percent of Americans favor a decrease in the deployment of U.S. troops in Iraq (a new high, albeit by an insignificant two points over its July level); nearly all of them say a drawdown should start this year. Moreover, 55 percent (the same as in July) favor legislation that would set a deadline for withdrawing U.S. combat forces from Iraq by next spring.



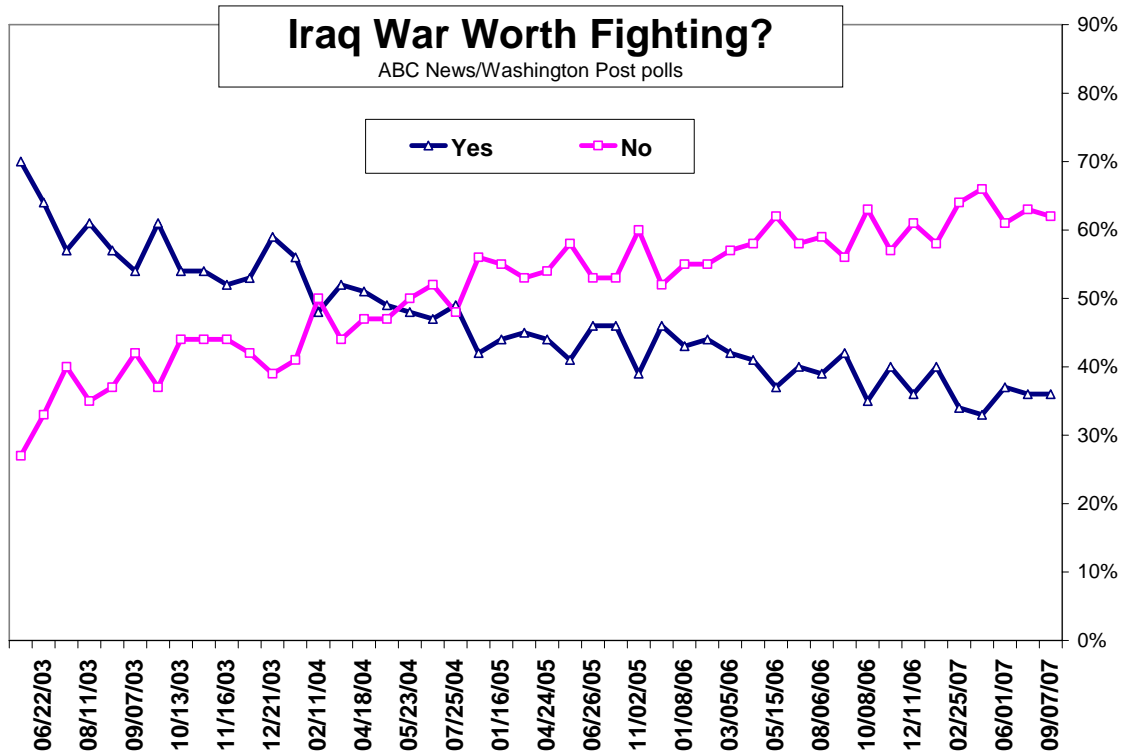
There's little public acceptance of two of the chief arguments against withdrawal – that leaving Iraq in its current state would make the United States more vulnerable, and indeed that victory in Iraq is necessary for victory in the broader U.S. war on terrorism.

Just 22 percent of Americans say withdrawing from Iraq would increase the risk of terrorism occurring in the United States. Half as many say the opposite – that remaining in Iraq increases the risk – while most by far, 65 percent, think the risk of an attack is about the same either way.

Further, while 37 percent believe the United States must win the war in Iraq in order for the broader war on terrorism to be a success, more, 54 percent, think the war on terror can succeed without victory in Iraq. (In another result, a minority, 44 percent, think the war in Iraq has contributed to long-term U.S. security; 52 percent think it has not.)

Most of these results have been quite stable over recent time, suggesting that U.S. public opinion on the war is in a settled state. That makes it hard to move, barring significant developments on the ground.

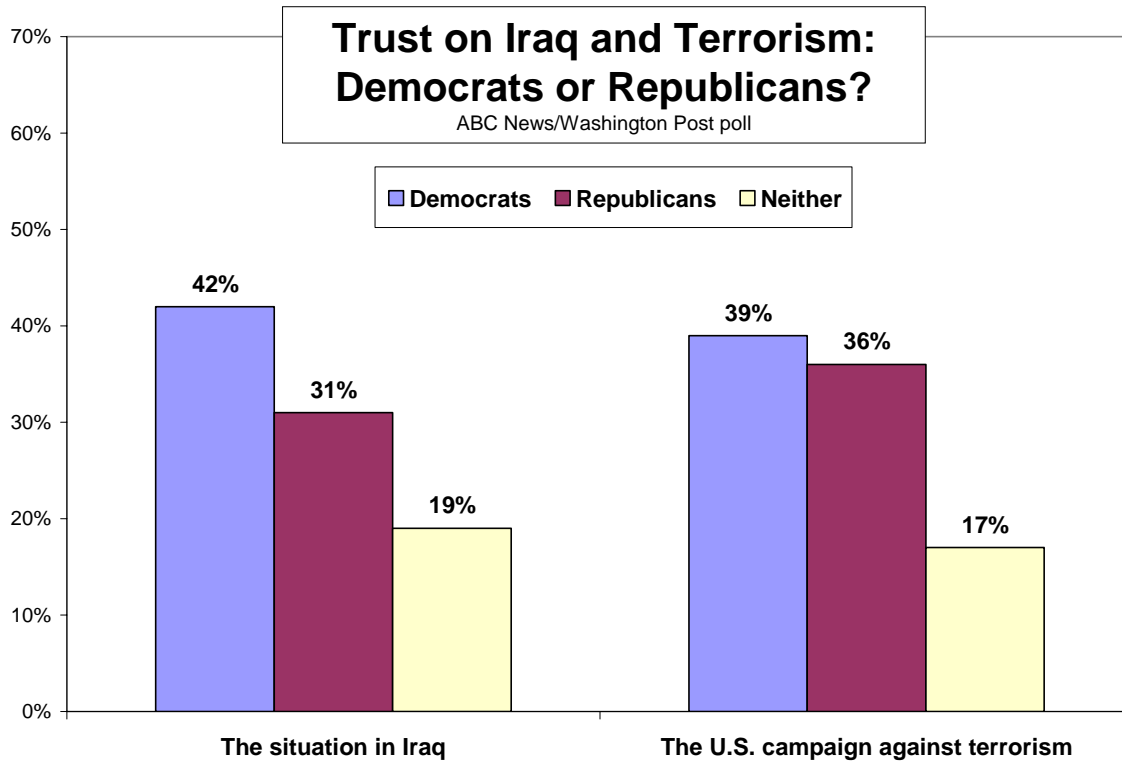
POLITICS – Negative views on the war carry political implications for the 2008 presidential election. Asked, open-ended, the single most important issue in their vote, 35 percent of Americans say it’s the war – far ahead of health care, 13 percent, and the economy, 11 percent, with all other mentions in the single digits.



And the war is an issue on which Democrats have an advantage: Asked which political party they trust more to handle the situation in Iraq, 42 percent cite the Democrats, to 31 percent – a new low since 2002 – for the Republicans. There is room to move, however: Nineteen percent – a new high – say they don’t trust either party to do a better job on Iraq. That’s where the candidates’ attempts at persuasion begin.

In another threat to the Republicans, the Democrats also run competitively with them in trust to handle the U.S. campaign against terrorism – 39 percent prefer the Democrats, 36 percent, the Republicans. Handling terrorism has been Bush’s cornerstone issue, the one he rode to re-election in 2004. Yet today fewer than half the public, 46 percent, approves of how he’s handling it.

Bush – and his party after him – also must contend with the intensity of public sentiment. Not only do 64 percent of Americans disapprove of his job performance overall, but 49 percent disapprove strongly – far outnumbering the 16 percent who strongly approve. Fifty-three percent strongly disapprove of his work specifically on Iraq; even on terrorism, strong disapprovers outnumber strong approvers. And 51 percent strongly feel the war was not worth fighting, more than double the number who strongly back the war.



PARTISANSHIP – Political partisanship remains a defining characteristic of views on the war, with independents continuing to come down on the negative side. While 69 percent of Democrats think the Petraeus report will paint an unrealistically rosy picture, so do 56 percent of independents. Two-thirds of Republicans, by contrast, think Petraeus will honestly assess the situation.

On related issues, about half of Republicans think the surge has made the situation in Iraq better, two-thirds say the U.S. is making significant progress restoring civil order and 72 percent think the war was worth fighting. Far fewer Democrats or independents agree.

	Dem	Ind	Rep
Skeptical of Petraeus report	69%	56	27
Bush won't change policy	81	67	44
Surge has improved conditions	12	25	52
U.S. making progress in Iraq	16	33	65
War worth fighting	14	31	72

9/11 – Comparisons to the preparedness before Sept. 11, 2001 remain Bush's, and his party's, best pushback. Sixty percent of Americans say the country is safer than it was before 9/11, the most since January 2006.

A majority, 54 percent, also thinks the U.S. campaign against terrorism is going well, although that is vastly down from its heights at the time of the invasion of Afghanistan in early 2002. And there is softness in this measure: Just eight percent say the campaign is

going “very” well, while 21 percent take the other extreme, saying it’s not going well at all.

With the 9/11 anniversary coming this Tuesday, there’s continued division – perhaps realism – about the limits of terrorism prevention. About half the public expresses confidence in the government’s ability to prevent further terrorist attacks, but about half does not. Few express no confidence, 10 percent; but few too express a great deal of confidence, 15 percent. All these are near their long-term averages.

Some personal insecurity remains – a lasting impact of the 9/11 attacks, albeit one that has subsided somewhat. Sixty-six percent of Americans say they’re worried about the possibility of more major terrorist attacks in the United States, matching the fewest since 9/11. Twenty-five percent worry “a great deal” about another attack, about average for the last several years – a minority, but still one in four Americans.

There are some differences among groups in the level of worry about terrorism. There’s little difference across regions of the country. But worry is higher among women (74 percent) than men (58 percent), and lower among Republicans (57 percent) compared with Democrats (72 percent) or independents (67 percent).

Among the biggest gaps, then, is that 80 percent of Democratic women are worried about another attack, compared with 53 percent of Republican men.

METHODOLOGY – This ABC News/Washington Post poll was conducted by telephone Sept. 4-7, 2007, among a random national sample of 1,002 adults. The results have a three-point error margin. Sampling, data collection and tabulation by TNS of Horsham, Pa.

Analysis by Gary Langer.

ABC News polls can be found at ABCNEWS.com at <http://abcnews.com/pollvault.html>.

Media contact: Cathie Levine, (212) 456-4934.

Full results follow (*= less than 0.5 percent).

1. Do you approve or disapprove of the way George W. Bush is handling his job as president? Do you approve/disapprove strongly or somewhat?

	----- Approve -----			----- Disapprove -----			No opinion
	NET	Strongly	Somewhat	NET	Somewhat	Strongly	
9/7/07	33	16	17	64	15	49	3
7/21/07	33	16	17	65	13	52	2
6/1/07	35	17	18	62	16	46	3
4/15/07	35	17	18	62	14	49	2
2/25/07	36	19	17	62	12	49	2
1/19/07	33	17	16	65	14	51	2
12/11/06	36	18	18	62	13	49	2
11/4/06	40	24	16	57	12	46	2
10/22/06	37	21	16	60	15	45	3

10/8/06	39	23	16	60	12	48	1
9/7/06	42	24	18	55	12	43	3
8/6/06	40	23	17	58	12	46	2
6/25/06	38	20	18	60	12	48	2
5/15/06	33	17	16	65	18	47	2
4/9/06	38	20	18	60	13	47	1
3/5/06	41	24	17	58	14	44	1
1/26/06	42	25	18	56	14	42	2
1/8/06	46	29	17	52	13	39	2
12/18/05	47	29	17	52	12	40	1
11/2/05	39	20	18	60	13	47	1
10/29/05	39	22	17	58	13	45	3
9/11/05	42	27	15	57	12	45	1
8/28/05	45	27	18	53	12	41	2
6/26/05	48	27	21	51	11	40	1
6/5/05	48	27	21	52	14	38	1
4/24/05	47	25	22	50	13	38	3
3/13/05	50	31	19	48	11	37	3
1/31/05	50	34	15	45	11	34	5
1/16/05	52	33	19	46	11	35	2
12/19/04	48	27	21	49	12	38	2
10/20/04	50	30	20	46	11	35	4
10/17/04 LV	54	35	19	45	9	36	2
10/16/04 LV	54	35	19	44	10	34	2
10/15/04 LV	54	35	19	44	10	34	2
10/3/04 LV	53	36	17	46	11	34	1
9/26/04	50	33	18	45	13	32	5
9/8/04	52	35	17	43	11	32	5
8/29/04	50	31	19	47	13	34	3
8/1/04	47	28	18	49	13	36	5
7/25/04	50	32	19	47	13	34	3
7/11/04	48	31	17	50	11	39	2
6/20/04	47	30	17	51	13	39	1
5/23/04	47	31	17	50	14	36	3
4/18/04	51	33	18	47	13	34	1
3/7/04	50	32	18	48	12	36	2
2/11/04	50	30	21	47	14	34	2
1/18/04	58	35	24	40	9	30	2
12/21/03	59	39	21	38	15	23	3
12/14/03	57	37	20	39	10	29	5
12/7/03	53	32	21	40	13	27	7
11/16/03	57	34	23	39	11	28	4
10/29/03	56	30	26	42	13	29	2
10/13/03	53	33	20	43	13	29	4
9/30/03	54	34	20	44	15	29	2
9/13/03	58	35	23	40	14	27	2
9/7/03	56	34	22	41	13	28	4
8/11/03	59	37	22	37	14	23	4
7/10/03	59	35	24	38	13	25	3
6/22/03	68	45	23	29	11	18	4
4/30/03	71	50	22	26	17	9	3
4/16/03	74	52	22	23	9	14	3
4/9/03	77	58	19	20	6	14	4
4/3/03	71	54	16	25	7	19	4
3/23/03	68	NA	NA	27	NA	NA	4
3/20/03	67	NA	NA	28	NA	NA	5
3/2/03	62	38	23	35	13	22	4
2/23/03	60	NA	NA	34	NA	NA	6
2/9/03	64	42	21	34	14	20	3
2/1/03	62	41	21	34	13	22	4
1/28/03	62	43	19	36	13	23	2
1/27/03	59	39	21	37	15	22	4
1/20/03	59	36	23	38	16	22	2

12/15/02	66	37	28	32	12	20	2
11/4/02 LV	67	45	23	31	12	20	1
11/3/02 LV	67	45	22	32	12	20	1
11/2/02 LV	67	47	20	32	9	23	1
10/27/02	67	39	28	29	13	16	4
9/26/02	67	42	25	30	12	18	3
9/8/02	71	42	28	27	12	15	3
7/28/02	69	39	31	28	14	14	3
7/15/02	72	42	31	25	12	13	2
6/17/02	74	42	32	22	9	13	4
6/9/02	77	41	36	20	9	11	3
5/19/02	76	48	28	22	8	13	3
4/21/02	78	47	31	20	9	10	2
3/28/02	79	49	30	18	8	10	3
3/10/02	82	52	30	16	9	7	2
1/27/02	83	56	27	14	7	7	3
12/19/01	86	64	22	12	6	6	2
11/27/01	89	69	21	9	4	5	1
11/6/01	89	65	24	9	5	4	2
10/9/01	92	76	16	6	3	3	1
9/27/01	90	70	20	6	3	3	4
9/13/01	86	63	23	12	5	6	2
9/9/01	55	26	29	41	20	22	3
8/12/01	61	28	33	31	14	17	8
7/30/01	59	28	30	38	17	22	3
6/3/01	55	27	28	40	18	22	6
4/22/01	63	33	30	32	16	16	5
3/25/01	58	NA	NA	33	NA	NA	8
2/25/01	55	NA	NA	23	NA	NA	22

2. Thinking ahead to the November 2008 presidential election, what is the single most important issue in your choice for president?

	9/7/07
Iraq/War in Iraq	35
Terrorism/national security	6
Economy/jobs	11
Education	1
Environment	1
Health care	13
Ethics/honesty/corruption in government	6
Immigration/illegal immigration	5
Abortion	1
Morals/family values	2
Federal budget deficit	1
Housing/mortgages	*
Global warming	*
Social Security	1
Foreign Policy	1
None/Nothing	*
Other	7
No opinion	9

3. (IF MENTIONED MOST IMPORTANT ISSUE) Is there one other issue that's nearly as important?

	9/7/07
Iraq/War in Iraq	20
Terrorism/national security	3
Economy/jobs	19
Education	6
Environment	1
Health care	15
Ethics/honesty/corruption in government	1
Immigration/illegal immigration	5
Abortion	1
Morals/family values	2
Federal budget deficit	3
Housing/mortgages	*
Global warming	1
Social Security	2
Foreign Policy	1
None/Nothing	4
Other	5
No opinion	10

4. Do you approve or disapprove of the way Bush is handling (ITEM)?

9/7/07 - Summary Table

	Approve	Disapprove	No opinion
a. The situation in Iraq	34	65	1
b. The US campaign against terrorism	46	51	3

Trend:

a. The situation in Iraq

	----- Approve -----			----- Disapprove -----			No opinion
	NET	Strongly	Somewhat	NET	Somewhat	Strongly	
9/7/07	34	16	18	65	12	53	1
7/21/07	31	17	14	68	11	58	1
6/1/07	31	17	14	67	11	56	1
4/15/07	29	17	13	70	11	59	*
2/25/07	31	17	14	67	13	55	1
1/19/07	29	16	13	70	13	57	1
1/10/07	34	21	13	64	14	50	2
12/11/06	28	12	16	70	13	57	2
10/8/06	35	21	14	64	10	54	1
9/7/06	41	25	16	57	10	47	2
8/6/06	36	21	15	62	10	52	2
6/25/06	37	21	17	62	11	52	*
5/15/06	32	19	13	66	13	53	1
4/9/06	37	21	16	62	11	51	1
3/5/06	40	23	17	59	12	47	*
1/26/06	39	24	15	60	10	50	1
12/18/05	46	31	15	53	10	43	1
11/2/05	36	20	15	64	13	51	1
9/11/05	38	NA	NA	62	NA	NA	1
8/28/05	42	28	14	57	11	46	1
6/26/05	43	25	18	56	12	44	1
6/5/05	41	NA	NA	58	NA	NA	1

4/24/05	42			56			2
3/13/05	39			57			4
1/16/05	40			58			2
12/19/04	42			57			1
9/26/04 RV	47			50			3
8/29/04 RV	47			51			2
7/25/04	45			53			2
6/20/04	44			55			2
5/23/04	40			58			2
4/18/04	45			54			1
3/7/04	46			53			1
2/11/04	47			52			1
1/18/04	55			42			2
12/21/03	60			39			2
12/14/03	58			38			4
11/16/03	48			48			4
10/29/03	47			51			2
10/13/03	51			47			2
9/29/03	50			47			3
9/13/03	52			46			2
9/7/03	49			47			4
8/24/03	56			37			7
8/11/03	56			41			3
7/10/03	58			41			2
6/22/03	67			30			2
4/30/03	75	"	"	22	"	"	2
3/27/03*	69			26			5
3/23/03	71			26			3
3/20/03	65			29			5
3/17/03	64			29			7
3/9/03	55			38			8
2/23/03	55			39			6
2/9/03	61			37			2
2/5/03	61			32			7
2/1/03	61			35			3
1/28/03	58			38			4
1/27/03	57			40			3
1/20/03	50			46			4
12/15/02	58			37			5
11/4/02 LV	56			40			4
11/3/02 LV	57			40			4
11/2/02 LV	56			41			3
10/27/02	57			38			5
9/26/02	58			39			3
9/14/02	65			31			4
8/29/02	52	"	"	36	"	"	12
*3/27/03 and previous: "The situation with Iraq and Saddam Hussein"							

b. The US campaign against terrorism

	----- Approve -----			----- Disapprove -----			No
	NET	Strongly	Somewhat	NET	Somewhat	Strongly	opinion
9/7/07	46	26	20	51	17	34	3
7/21/07	43	NA	NA	56	NA	NA	2
6/1/07	44			52			4
4/15/07	44			53			3
2/25/07	46			52			1
1/19/07	46			52			2
12/11/06	46	"	"	52	"	"	2
10/8/06	45	29	16	53	13	40	1
9/7/06	53	33	19	45	14	31	2
8/6/06	47	NA	NA	50	NA	NA	2
6/25/06	51	NA	NA	47	NA	NA	2

5/15/06	53	NA	NA	43	NA	NA	4
4/9/06	50	32	18	49	15	34	1
3/5/06	52	NA	NA	46	NA	NA	2
1/26/06	52			45			2
1/8/06	53			45			2
12/18/05	56			44			1
11/2/05	48			51			1
9/11/05	50	"	"	47	"	"	3
8/28/05	56	34	21	43	14	29	2
6/5/05	50	NA	NA	49	NA	NA	1
4/24/05	56			41			3
3/13/05	59			38			3
1/16/05	61			38			2
12/19/04	53			43			3
9/26/04 RV	59			38			3
8/29/04 RV	60			37			3
7/25/04	57			40			4
6/20/04	50			48			2
5/23/04	58			39			4
4/18/04	63			35			2
3/7/04	63			34			3
2/11/04	64			34			2
1/18/04	66			33			2
12/21/03	70			28			2
10/29/03	63			35			2
10/13/03	66			30			4
9/13/03	70			27			3
9/7/03	67			28			5
4/30/03	79			19			2
2/9/03	74			23			4
2/1/03	75			21			3
1/27/03	72			26			2
1/20/03	71			25			4
12/15/02	79			20			1
11/4/02 LV	76			22			1
11/3/02 LV	77			22			3
11/2/02 LV	78			21			2
10/27/02	74			23			4
9/26/02	70			28			2
9/8/02	74			24			2
7/28/02	81			17			2
7/15/02	83	"	"	15	"	"	2
5/19/02	79	51	27	19	10	9	3
4/21/02	81	56	25	18	10	7	2
3/10/02	88	64	24	10	5	5	2
1/27/02	88	NA	NA	10	NA	NA	2
12/19/01	89	67	22	9	5	4	2
10/15/01	92	75	17	5	3	3	3

5. Which political party, the (Democrats) or the (Republicans), do you trust to do a better job handling (ITEM)?

9/7/07 - Summary Table

	Democrats	Republicans	Both (vol.)	Neither (vol.)	No op.
a. The situation in Iraq	42	31	3	19	5
b. The U.S. campaign against terrorism	39	36	4	17	4

Trend:

a. The situation in Iraq

	Democrats	Republicans	Both (vol.)	Neither (vol.)	No op.
9/7/07	42	31	3	19	5
11/4/06 RV	42	42	1	11	3
10/22/06 RV	48	40	1	8	3
10/8/06	51	38	3	7	2
9/7/06	43	44	2	10	2
8/6/06	43	40	*	11	5
6/25/06	47	41	1	9	2
5/15/06	50	36	2	10	3
4/9/06	49	42	1	6	2
3/5/06	42	42	2	11	2
1/26/06	47	40	1	9	2
12/18/05	47	44	2	6	2
11/2/05	48	37	2	11	2
12/15/02*	30	56	4	7	3
10/27/02 LV	31	58	3	4	4
9/26/02	33	52	6	4	6

*12/15/02 and previous: "The situation with Iraq and Saddam Hussein"

b. The U.S. campaign against terrorism

	Democrats	Republicans	Both (vol.)	Neither (vol.)	No op.
9/7/07	39	36	4	17	4
10/22/06 RV	44	43	2	8	3
10/8/06	47	41	4	6	2
9/7/06	40	47	1	9	3
8/6/06	46	38	1	11	4
6/25/06	39	46	2	10	3
5/15/06	46	41	2	8	3
4/9/06	46	45	1	6	1
3/5/06	39	46	3	10	2
1/26/06	41	46	2	6	4
11/2/05	42	42	4	10	3
12/15/02	25	61	5	6	2
10/27/02* LV	26	61	4	5	4
9/26/02*	30	51	6	6	8
7/15/02	27	55	9	3	6
1/27/02	23	62	10	3	2

*"The war on terrorism"

6. Do you think the U.S. campaign against terrorism is going very well, fairly well, not too well or not well at all?

	Well			Not well			No op.
	NET	Very	Fairly	NET	Not too	At all	
9/7/07	54	8	46	45	23	21	1
9/7/06	52	7	45	47	26	21	1
6/25/06	57	13	44	40	23	18	2
12/14/03	65	17	47	33	21	12	2
10/29/03	62	8	54	38	23	14	1
9/7/03	69	12	57	29	19	10	2
4/30/03	83	26	57	16	10	6	1
9/26/02	73	15	58	26	17	9	1
9/8/02	70	10	60	29	21	8	1
7/15/02	75	15	60	24	16	8	1
4/21/02	73	11	63	26	17	9	1
3/10/02	84	21	63	15	10	6	1
1/27/02	88	32	56	11	8	4	1

7. All in all, considering the costs to the United States versus the benefits to the United States, do you think the war with Iraq was worth fighting, or not? Do you feel that way strongly or somewhat?

	----- Worth fighting -----			--- Not worth fighting ---			No opinion
	NET	Strongly	Somewhat	NET	Somewhat	Strongly	
9/7/07	36	23	13	62	11	51	2
7/21/07	36	25	12	63	10	53	1
6/1/07	37	24	12	61	12	50	2
4/15/07	33	22	11	66	12	54	1
2/25/07	34	22	12	64	13	51	2
1/10/07	40	28	12	58	11	47	2
12/11/06	36	25	11	61	12	50	2
11/4/06 RV	44	33	12	53	10	44	2
10/22/06	40	28	12	57	11	47	2
10/8/06	35	25	10	63	13	50	2
9/7/06	42	29	13	56	11	45	2
8/6/06	39	29	10	59	12	47	1
6/25/06	40	25	15	58	13	45	2
5/15/06	37	24	14	62	12	50	1
4/9/06	41	30	11	58	10	48	1
3/5/06	42	29	14	57	11	46	1
1/26/06	44	32	12	55	13	42	1
1/8/06	43	30	13	55	12	43	2
12/18/05	46	33	14	52	11	42	1
11/2/05	39	25	13	60	12	48	1
8/28/05	46	33	12	53	9	44	1
6/26/05	46	33	13	53	10	43	1
6/5/05	41	29	12	58	12	46	1
4/24/05	44	31	13	54	12	42	2
3/13/05	45	34	11	53	11	42	2
1/16/05	44	32	12	55	10	45	1
12/19/04	42	31	11	56	10	47	2
10/3/04 LV	49	34	15	48	11	37	3
9/26/04 RV	46	35	12	51	8	42	3
9/8/04 RV	51	38	13	45	10	34	4
8/29/04 RV	48	34	14	50	11	39	2
7/25/04	49	36	13	48	11	37	3
6/20/04	47	32	14	52	13	39	2
5/23/04	48	35	13	50	13	37	1
5/6/04	49	NA	NA	47	NA	NA	5
4/18/04	51			47			2
3/7/04	52			44			3
2/11/04	48			50			2
1/18/04	56			41			3
12/21/03	59			39			2
12/14/03	53			42			5
11/16/03	52			44			4
10/29/03	54			44			2
10/13/03	54			44			2
9/13/03	61			37			2
9/7/03	54			42			4
8/24/03	57			37			5
8/11/03	61			35			4
7/10/03	57			40			3
6/22/03	64			33			3
4/30/03	70	"	"	27	"	"	4
2/2/92*	66	NA	NA	32	NA	NA	2
7/28/91	67			30			3
6/2/91	70			26			3
3/4/91	86	"	"	13	"	"	1

*2/2/92 and previous: "the Persian Gulf war"; 3/4/91: "this war"

8. Do you think the war with Iraq has or has not contributed to the long-term security of the United States?

	----- Contributed -----			Has	No
	NET	Great deal	Somewhat	not	opinion
9/7/07	44	NA	NA	52	4
6/1/07	44	NA	NA	53	3
12/11/06	46	25	21	51	3
10/8/06	48	26	21	50	3
9/7/06	50	28	21	47	3
6/25/06	51	28	22	48	1
5/15/06	48	28	20	51	2
4/9/06	52	32	20	46	1
3/5/06	50	28	23	48	2
1/26/06	53	32	21	45	1
12/18/05	54	32	22	44	2
11/2/05	46	25	21	52	2
8/28/05	49	29	20	49	2
6/26/05	52	31	22	46	1
6/5/05	47	24	22	52	1
3/13/05	52	29	23	46	2
1/16/05	50	30	21	47	3
12/19/04	51	27	23	46	4
10/3/04 LV	53	32	22	42	4
9/26/04 RV	54	36	18	42	4
9/8/04 RV	57	36	22	40	3
8/29/04 RV	54	33	20	42	4
7/25/04	51	32	19	45	3
6/20/04	51	28	23	46	2
5/23/04	54	30	24	43	3
4/18/04	57	33	24	40	3
3/7/04	57	29	29	40	3
2/11/04	58	32	26	38	4
1/18/04	59	34	25	38	3
12/21/03	62	34	29	34	4
7/10/03*	62	33	29	35	3

*"did or did not"

9. Do you think the United States is or is not making significant progress toward restoring civil order in Iraq?

	Is making significant progress	Is not making significant progress	No opinion
9/7/07	36	60	4
6/1/07	32	64	4
12/11/06	31	66	3
6/25/06	48	49	2
3/5/06	43	56	2
12/18/05	60	37	2
11/2/05	44	55	2
8/28/05	48	50	2
6/26/05	48	51	1
12/19/04	44	49	7
6/20/04	51	48	1

10. As you may know Bush has sent approximately 28 thousand additional U.S. military forces to try to restore civil order in parts of Iraq. Do you think

this increase in U.S. forces has made the situation in Iraq better, worse, or hasn't made much difference?

	Better	Worse	Hasn't made much difference	No opinion
9/7/07	28	12	58	2
7/21/07	22	19	56	3

11. Do you think this increase of U.S. forces will or will not improve the security situation there over the next few months?

	Will	Will not	No opinion
9/7/07	43	54	3
7/21/07	34	64	2
6/1/07	39	58	3

12. Do you think the number of U.S. military forces in Iraq should be (increased), (decreased), or kept about the same?

	Increased	Decreased	Kept about the same	No opinion
9/7/07	12	58	27	3
7/21/07	16	56	26	2
6/1/07	19	55	23	3
12/11/06	17	52	27	1
10/8/06	18	51	28	3
8/6/06	17	53	27	3
5/15/06	15	54	27	4
4/9/06	13	54	31	2
3/5/06	11	52	34	3
12/18/05	9	52	36	3
11/2/05	15	47	36	3
8/28/05	21	41	35	4
6/26/05	16	38	44	2
3/13/05	15	44	36	4

13. (IF DECREASED) When do you think a decrease in U.S. forces should begin - right away, by the end of the year, by the middle of next year, or later than that?

	Right away	By the end of the year	By the middle of next year	Later than that	No opin.
9/7/07	62	27	6	3	2

12/13 NET

	Inc.	NET	Now	End year	Next year	Later	DK	Kept about the same	No op.
9/7/07	12	58	36	16	4	2	1	27	3

14. Do you support or oppose legislation that would set a deadline for withdrawing U.S. combat forces from Iraq by next spring?

	Support	Oppose	No opinion
9/7/07	55	41	4
7/21/07	55	43	2

15. What do you think would do more to increase the risk of a terrorist attack occurring here in the United States - (withdrawing from Iraq), or (remaining in Iraq) - or is the risk of terrorism about the same either way?

	Withdrawing	Remaining	Same either way	No opinion
9/7/07	22	11	65	2
6/1/07	23	14	62	1

16. As you may know, the U.S. commander in Iraq, General David Petraeus, is preparing a progress report on the situation there. Do you think his report (will honestly reflect the situation in Iraq), or do you think it (will try to make things look better than they really are)?

	Will reflect situation in Iraq	Will try to make things look better than they are	No opinion
9/7/07	39	53	7

17. Do you think Bush (will use the Petraeus report to adjust U.S. policy in Iraq), or do you think Bush (will stick with his Iraq policy no matter what the Petraeus report says)?

	Will use report to adjust his policy	Will stick with his policy no matter what	No opinion
9/7/07	28	66	7

18. How confident are you in the ability of the Iraqi government to meet its commitments in the effort to restore civil order in Iraq - very confident, somewhat confident, not so confident, or not confident at all?

	----- Confident -----			----- Not confident -----			No opinion
	NET	Very	Somewhat	NET	Not so	Not at all	
9/7/07	34	3	31	65	34	31	1
7/21/07	37	4	33	62	32	29	1
1/10/07	41	4	37	57	30	26	3

19. (HALF SAMPLE) All told, do you think the United States is winning or losing the war in Iraq?

	Winning	Losing	Neither/ tie (vol.)	No opinion
9/7/07	34	48	14	5
4/15/07	32	53	12	2
1/10/07	29	57	12	2
12/11/06	34	52	9	4
12/18/05	56	34	8	2
8/28/05	51	38	8	3

20. (HALF SAMPLE) All told, do you think the United States will win or lose the war in Iraq?

	Win	Lose	Neither/ tie (vol.)	No opinion
9/7/07	39	43	14	4
4/15/07	35	51	11	3
1/19/07	43	40	11	6
12/11/06	34	46	11	9
12/18/05	60	27	7	6

21. Do you think (the United States must win the war in Iraq in order for the broader war on terrorism to be a success), or do you think (the war on terrorism can be a success without the United States winning the war in Iraq?)

	US must win war in Iraq for success	Can be a success without US winning war in Iraq	No opinion
9/7/07	37	54	9
6/1/07	37	56	7
4/15/07	37	57	6
1/10/07	45	47	8

22. Compared to before September 11, 2001, do you think the country today is safer from terrorism or less safe from terrorism? IF SAFER: Would you say the country is much safer or somewhat safer? IF LESS SAFE: Would you say the country is much less safe or somewhat less safe?

	----- Safer -----			----- Less safe -----			No diff.	No
	NET	Much	Smwht	NET	Smwht	Much	(vol.)	op.
9/7/07	60	24	36	29	17	11	11	1
10/8/06	50	20	30	42	NA	NA	7	1
9/7/06	55	19	36	37			6	2
6/25/06	59	24	35	33			7	1
3/5/06	56	22	33	35			8	1
1/26/06	64	24	41	30			6	*
8/21/05	49	14	35	38			11	2
10/3/04 LV	62	29	33	29			7	2
9/26/04 RV	59	24	35	34			5	2
9/8/04 RV	64	26	38	28			5	3
8/29/04 RV	60	24	36	31			7	2
1/18/04	67	28	39	24			8	1
9/7/03	67	24	42	27			4	2

23. How much confidence do you have in the ability of the U.S. government to prevent further terrorist attacks against Americans in this country: a great deal, a good amount, only a fair amount or none at all?

	----- Confident -----			----- Not confident -----			No
	NET	Grt.deal	Good amt.	NET	Fair amt.	None	opinion
9/7/07	49	15	34	50	40	10	1
9/7/06	46	15	31	53	43	10	1
1/26/06	50	19	31	49	39	11	*
9/11/05	41	14	27	59	41	18	*
8/21/05	42	14	28	57	43	15	*
9/8/04 RV	52	16	35	47	39	8	1
9/7/03	45	14	31	55	48	7	1
9/8/02	50	12	38	49	43	6	*
7/15/02	46	13	33	54	45	9	*
6/9/02	44	14	30	55	44	11	*
5/19/02	46	17	29	52	42	10	2
3/10/02	55	18	38	44	39	5	*
1/27/02	57	18	40	42	37	6	1
11/27/01	63	24	39	36	32	5	1
11/6/01	52	17	35	47	40	7	1
9/11/01	66	35	31	32	30	2	1
6/2/97	35	10	26	62	52	10	3
8/5/96	35	12	23	65	49	16	*
5/14/95	36	12	24	63	51	12	1
4/20/95	37	13	24	62	51	11	1
6/28/93	59	22	37	41	32	8	1
4/3/89	46	16	30	54	38	16	*

24. How concerned are you about the possibility there will be more major terrorist attacks in the United States - is that something that worries you a great deal, somewhat, not too much or not at all?

	----- Concerned -----			----- Not concerned -----			No op.
	NET	Grt.deal	Somewhat	NET	Not much	At all	
9/7/07	66	25	41	34	23	10	*
9/7/06	74	29	45	25	17	8	*
8/21/05	66	24	42	33	23	10	1
7/21/05	73	30	43	27	17	10	*
9/8/04 RV	73	25	47	27	20	7	1
9/7/03	71	25	46	29	20	9	*
3/20/03	76	29	47	24	16	8	1
2/16/03	72	27	45	27	18	9	1
9/8/02	74	22	52	26	19	7	0
7/15/02	73	29	44	27	20	7	*
4/21/02	73	30	43	26	18	9	*
3/10/02	70	23	47	30	21	9	1
12/19/01	70	27	43	29	22	8	1
10/15/01	77	35	43	23	14	9	0
10/9/01	82	36	46	18	12	6	*
10/7/01	81	41	40	18	13	4	1
9/27/01*	83	43	39	17	12	5	*
9/11/01	87	49	38	12	7	4	1
6/13/97	62	21	41	38	24	14	*
6/2/97	63	22	41	37	28	9	*
8/5/96	74	31	43	26	18	8	*
4/20/95	78	38	40	21	16	5	1

*9/27/01 and previous: "How concerned are you about the possibility there will be more major terrorist attacks in this country."

25-27 Held for release.

END