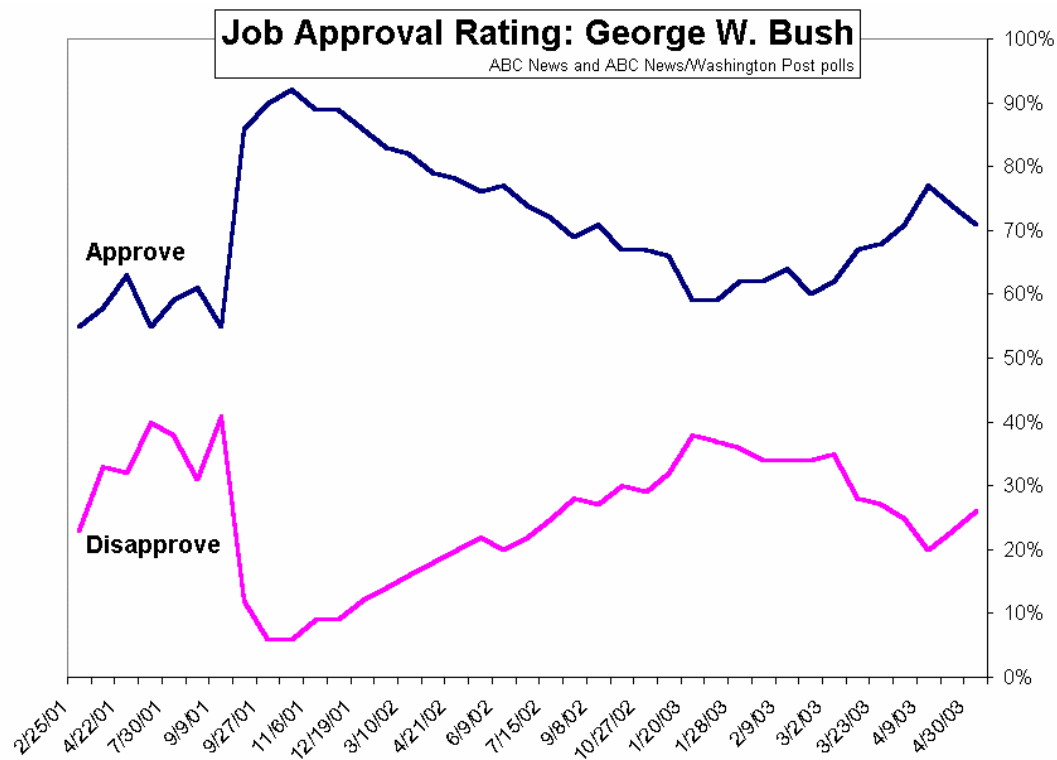


Bush is Strong but Hardly Unassailable; Domestic Doubt and a Tepid War Bounce

George W. Bush emerges from the Iraq war in a strong but hardly unassailable position, with his powerful ratings for fighting terrorism undercut by skepticism about his policies and performance on domestic issues from the economy and taxes to health care.

While his overall popularity is high, there are clear danger signs for the president. Nearly half of Americans say most people have lost ground financially since he took office; just 10 percent say most are better off. The public rates the economy as a greater priority than Bush's signature issue, the war on terrorism. And his postwar gains in support and confidence are much weaker than his father's were in 1991.



In sharp contrast to Bush, Americans by more than 2-1 prefer spending more on domestic programs to cutting taxes. Fifty-seven percent think his tax plan favors the rich, and six in 10 say large business corporations have too much influence in his administration. Barely over half, 51 percent, say he understands the problems of average people. And the Democrats in Congress lead Bush by 11 points in public trust to create jobs.

Such perceptions can be political quicksand for a president, as was the case for Bush's father in 1991 and 1992, when economic discontent brought him down from a post-war pinnacle to re-election defeat. However, economic views, while weak today, were weaker then – affording this Bush a greater opportunity to duck the punch.

Indeed Bush's greatest resource may be a current climate of postwar public optimism – if it holds against the economy's downward pull. Today more than six in 10 Americans say they feel the country's best years still lie ahead. In June 1992, by contrast, amid a deeper economic funk, six in 10 said the country's best times had passed.

Bush's overall job approval rating stands at 71 percent, high by any standard. But rather than surging after the war, it's slipped by six points in the last month. His rating is 19 points lower than his father's at the end of the Persian Gulf war in 1991, and 21 points below Bush's own peak, a record in modern polling, a month after Sept. 11, 2001.

Far fewer Americans say the war has increased their confidence in Bush's ability to handle other issues than said so about his father in 1991 – 70 percent then, 43 percent now. And in 1991, 55 percent said the war made them more likely to support then-President Bush's re-election (not that it turned out that way); today just 37 percent say the same.

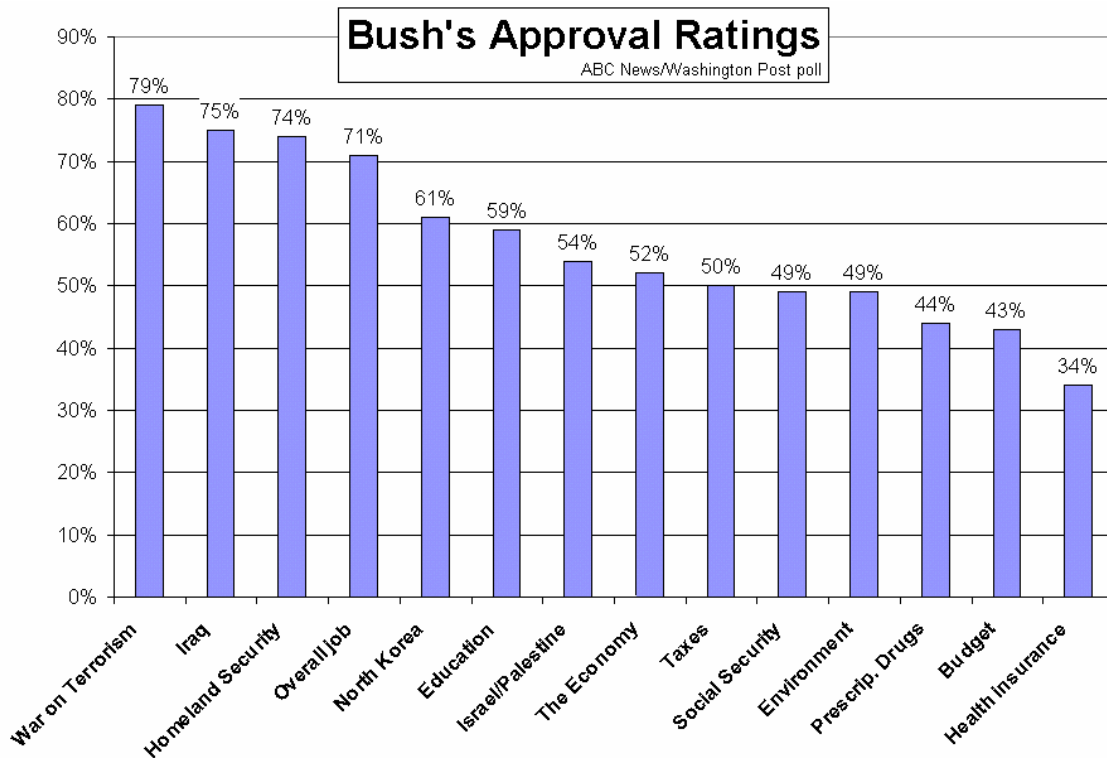
Postwar ratings:	Now/Iraq War	1991/Gulf War
More confident in the president	43%	70%
More likely to vote to re-elect	37%	55%

APPROVALS – Three-quarters of Americans or more approve specifically of Bush's work on the Iraq war, terrorism and homeland security. But his domestic ratings are sharply lower – 59 percent approval on education; a tepid 52 percent on the economy; 49 or 50 percent on taxes, Social Security and the environment; 43 or 44 percent on the federal budget and prescription drug benefits; and an especially weak 34 percent on the availability, cost and coverage of health insurance.

The hazard for Bush, looking beyond the war and toward the 2004 campaign, is that the political discourse in a presidential election usually focuses on domestic issues – clearly his weakest suit. And ironically it's in dealing with foreign affairs – his weakness during the 2000 campaign, and an issue generally less salient to most Americans, except in times of crisis – where Bush now is rated highest by far.

Bush's handling of:	Approve	Disapprove
Overall job	71%	26
War on terrorism	79	19
Iraq	75	22
Homeland security	74	23
North Korea	61	27
Education	59	34
Israel/Palestine	54	33
Economy	52	45

Taxes	50	46
Social Security	49	38
Environment	49	40
Rx drug benefits	44	40
Federal budget	43	50
Health insurance	34	57



BUMPLESS – Many of Bush’s ratings, moreover, show no postwar bump. Compared to their recent levels, his approval ratings for handling education, Social Security, health insurance, prescription drugs, the environment, taxes and the budget are all flat.

And there’s been an underwhelming postwar bump in the number of Americans who say the country is on the “right track” – up nine points from 43 percent last fall to 52 percent now. The wartime bump in 1991 was much bigger, although very short-lived.

Part of the reason is that even though the Iraq war has received broad and steady public backing, it never reached the levels of support for the Persian Gulf war. While 70 percent say the war with Iraq was worth fighting, that compares to 86 percent immediately after the Gulf war in March 1991. (That declined by 20 points during the ensuing year).

TRUST and ISSUES – Bush has significant strengths. He escapes much of the direct blame for the economy’s troubles, and holds a 10-point lead over the Democrats in Congress in public trust to handle it. And he absolutely swamps the Democrats in trust to

handle security issues – Iraq, terrorism, North Korea, homeland security and the defense budget.

Most broadly, Bush holds an 18-point lead in trust over the Democrats to handle the nation’s main problems, a significant advantage, even if it’s subsided from a peak 31-point lead in January 2002.

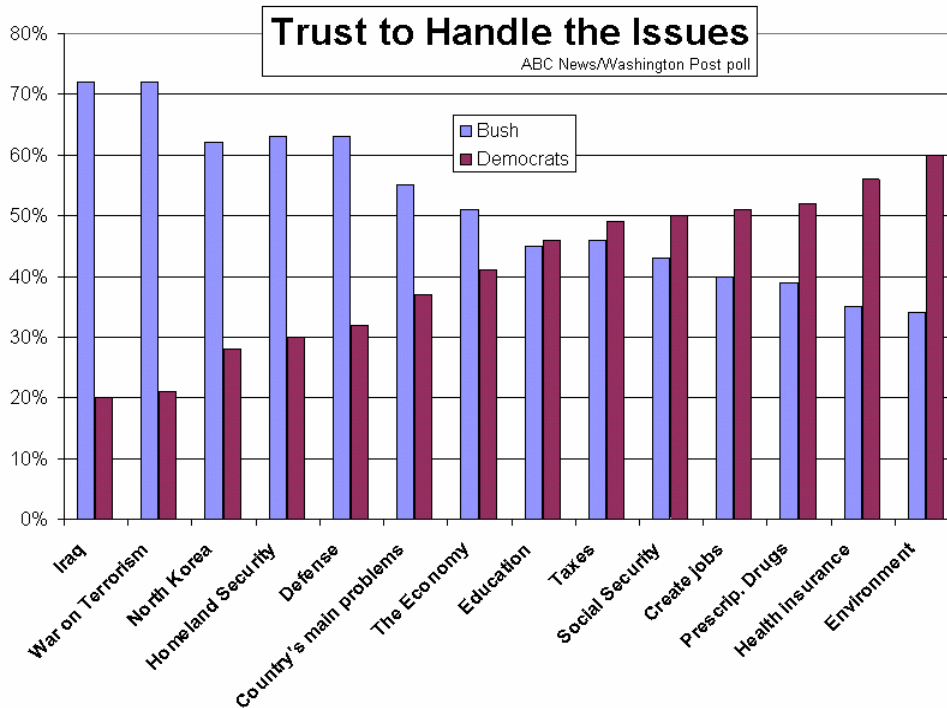
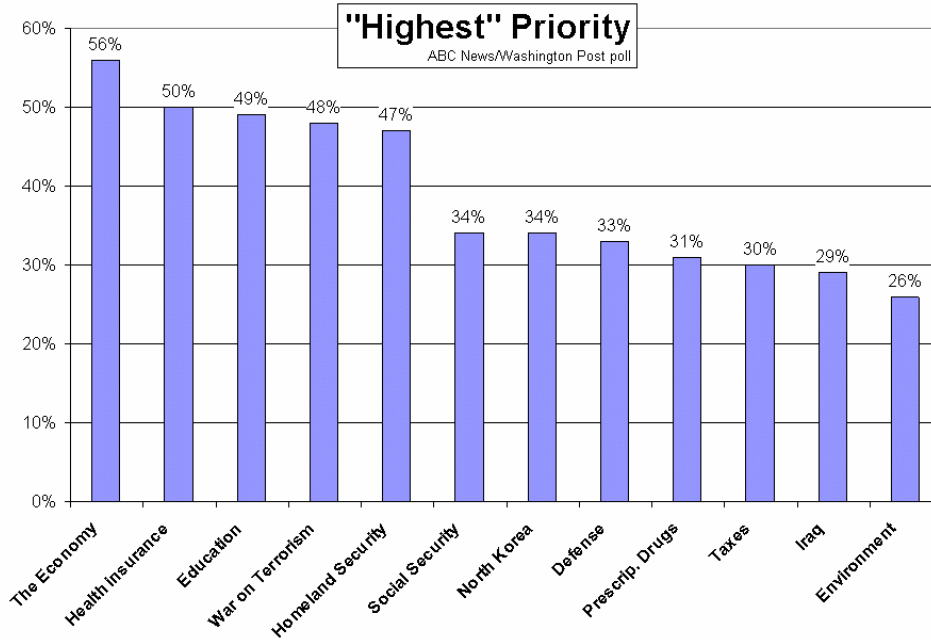
But Democrats have openings in other areas – a big 21-point lead in trust to handle health insurance issues, a top-tier priority; an even bigger lead on the environment (though absent a known crisis it gets a much lower priority); leads in trust to handle job creation, prescription drug benefits and Social Security; and competitive ratings on taxes and education.

	“Highest priority”	Trust to handle it:		
		Bush	Dems	
Economy	56%	51	41	Bush +10
Health insurance	50	35	56	Dems +21
Education	49	45	46	Dems +1
War on terrorism	48	72	21	Bush +51
Homeland security	47	63	30	Bush +33
Social Security	34	43	50	Dems +7
North Korea	34	62	28	Bush +34
Defense/military budget	33	63	32	Bush +31
Rx drug benefits	31	39	52	Dems +13
Taxes	30	46	49	Dems +3
Iraq	29	72	20	Bush +52
Environment	26	34	60	Dems +26
Country’s main problems	na	55	37	Bush +18
Create jobs	na	40	51	Dems +11

It’s worth noting that Bush’s lead in trust to handle both education and the environment have lost ground from their pre-9/11/01 levels, despite the extraordinary boost in overall approval he’s received since then. On education he’s gone from a 19-point lead on Sept. 9, 2001, to today’s one-point deficit; on the environment, from an 11-point deficit then to 26 points now. His advantage on handling defense, not surprisingly, has ballooned.

Trust to handle:	Now			9/9/01		
	Bush	Dems		Bush	Dems	
Education	45	46	Dems +1	55	36	Bush +19
The environment	34	60	Dems +26	41	52	Dems +11
Defense/military budget	63	32	Bush +31	47	43	Bush +4

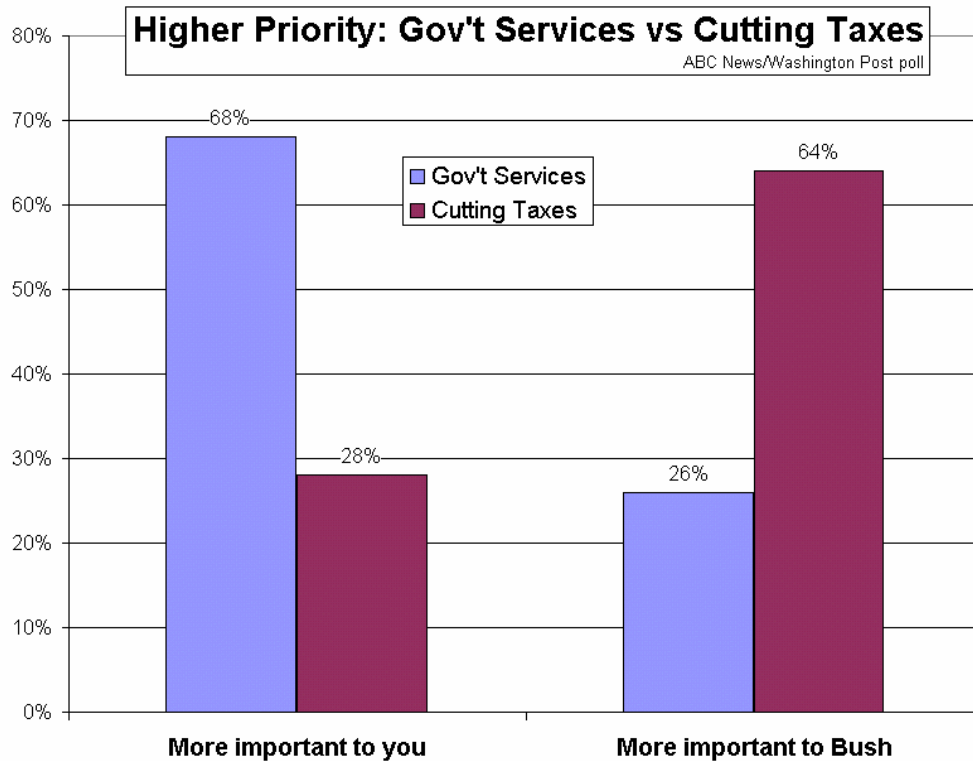
BLUEPRINT – All these combine to provide a rough blueprint for the two camps’ election strategies. For Bush it’s stressing security and the war on terrorism while struggling mightily to right the economy, or at least to seem as if he gets it; and for the Democrats, it’s to hammer at economic woes and domestic themes, especially health care issues.



Credit – or blame – for the Iraq war is likely to figure in the text as well, with patriotism as an attendant subtext. This poll finds a fairly broad perception that the Democrats were less supportive of the war, and the Republicans more so; the Gulf war was much more widely seen as bipartisan. Views this time could accrue to Bush and the Republicans’ benefit – but perhaps not if the United States gets bogged down in a drawn-out peacekeeping role, a concern expressed by more than seven in 10 Americans.

STRENGTH vs EMPATHY – Strength itself is another Bush strength: Seventy-four percent of Americans call him a strong leader, steadily 20 points above its pre-9/11/01 level. But probably more important than strength is empathy, and, as noted, just 51 percent believe Bush understands the problems of average Americans.

A greater sign of disconnect comes in a test of priorities. Two-thirds of Americans say it's more important to them to have the government provide needed services than for it to cut taxes. Yet two-thirds believe Bush has precisely the opposite priority.



In a similar measure, Americans by 68-29 percent say they'd prefer to have the government spend more on domestic programs than cut taxes – essentially unchanged in recent months, despite the administration's efforts to sell its tax plan to a skeptical public.

GROUPS – A look at demographic and opinion groups shows the significant partisanship that currently divides the country – and the role that issues such as economic views, and perceptions of empathy, play in presidential popularity.

Bush's overall job approval rating, for example, is 88 percent among people who say most Americans are no worse off now than they were before he took office – about half the public. But among the other half, those who say most people are worse off, his job approval is 35 points lower.

Similarly, among people who think Bush understands the problems of "people like you" – again, about half the public – 96 percent approve of his work in office. Among the other half, who think he doesn't get it, Bush's approval rating plummets to 44 percent.

Republicans, naturally, are far more likely to think Bush understands their concerns; Democrats vastly less so, with independents in the middle. And with one of their own at the helm, 72 percent of Republicans say the country's on the right track, compared to 55 percent of independents and just 32 percent of Democrats.

As ever in politics, it's when independents swing that majorities are made. On Bush's side of the ledger, 68 percent of independents approve of his job performance overall. But on the other side, 73 percent of independents prefer more domestic spending to a tax cut; and 61 percent think people like them have too little influence in Bush's administration.

A sense of isolation from the administration naturally is strongest among Democrats, and also among blacks, the most reliably Democratic group in the country, exceeding eight in 10 in both groups. Bush's job approval rating among blacks is just 43 percent. And only 19 percent of blacks think he understands their problems.

METHODOLOGY - This ABC News/Washington Post poll was conducted by telephone April 27-30, 2003, among a random national sample of 1,105 adults, including an oversample of blacks (for a total of 169). The results have a three-point error margin. Fieldwork by TNS Intersearch of Horsham, PA.

Analysis by Gary Langer.

ABC News polls can be found at ABCNEWS.com on the Internet at:
<http://abcnews.go.com/sections/us/PollVault/PollVault.html>

Media contact: Cathie Levine, (212) 456-4934

Results follow.

*= less than 0.5 percent

1. Do you approve or disapprove of the way George W. Bush is handling his job as president? Do you approve/disapprove strongly or somewhat?

	-----Approve-----			-----Disapprove-----			No opin.
	NET	Strongly	Somewhat	NET	Strongly	Somewhat	
4/30/03	71	50	22	26	9	17	3
4/16/03	74	52	22	23	14	9	3
4/9/03	77	58	19	20	14	6	4
4/3/03	71	54	16	25	19	7	4
3/23/03	68	NA	NA	27	NA	NA	4
3/20/03	67	NA	NA	28	NA	NA	5
3/2/03	62	38	23	35	22	13	4
2/23/03	60	NA	NA	34	NA	NA	6
2/9/03	64	42	21	34	20	14	3
2/1/03	62	41	21	34	22	13	4
1/28/03	62	43	19	36	23	13	2
1/27/03	59	39	21	37	22	15	4
1/20/03	59	36	23	38	22	16	2
12/15/02	66	37	28	32	20	12	2
11/4/02 LV	67	45	23	31	20	12	1
11/3/02 LV	67	45	22	32	20	12	1
11/2/02 LV	67	47	20	32	23	9	1

10/27/02 All	67	39	28	29	16	13	4
10/27/02 LV	68	47	21	30	16	14	3
9/26/02	67	42	25	30	18	12	3
9/8/02	71	42	28	27	15	12	3
7/28/02	69	39	31	28	14	14	3
7/15/02	72	42	31	25	13	12	2
6/17/02	74	42	32	22	13	9	4
6/9/02	77	41	36	20	11	9	3
5/19/02	76	48	28	22	13	8	3
4/21/02	78	47	31	20	10	9	2
3/28/02	79	49	30	18	10	8	3
3/10/02	82	52	30	16	7	9	2
1/27/02	83	56	27	14	7	7	3
12/19/01	86	64	22	12	6	6	2
11/27/01	89	69	21	9	5	4	1
11/6/01	89	65	24	9	4	5	2
10/9/01	92	76	16	6	3	3	1
9/27/01	90	70	20	6	3	3	4
9/13/01	86	63	23	12	6	5	2
9/9/01	55	26	29	41	22	20	3
8/12/01	61	28	33	31	17	14	8
7/30/01	59	28	30	38	22	17	3
6/3/01	55	27	28	40	22	18	6
4/22/01	63	33	30	32	16	16	5
3/25/01	58	NA	NA	33	NA	NA	8
2/25/01	55	NA	NA	23	NA	NA	22

2. Do you approve or disapprove of the way Bush is handling:

4/30/03 - Summary Table*

	Approve	Disapprove	No op.
a. The economy	52	45	3
b. The situation in Iraq	75	22	2
c. Education	59	34	7
d. Social Security	49	38	13
e. Prescription drug benefits for the elderly	44	40	17
f. The environment	49	40	11
g. The situation with North Korea	61	27	12
h. The cost, availability and coverage of health insurance	34	57	9
i. Homeland security	74	23	3
j. Taxes	50	46	4
k. The federal budget	43	50	6
l. The situation between Israel and the Palestinians	54	33	12
m. The US campaign against terrorism	79	19	2

*Half sample asked a-g, other half asked h-m.

Trend:

	Approve	Disapprove	No opinion
4/30/03	52	45	3
2/9/03	47	49	4
2/1/03	44	52	4
1/28/03	46	49	4
1/27/03	47	47	5
1/20/03	43	53	4
1/5/03	50	43	7
12/15/02	50	46	4
11/4/02 LV	53	45	2
11/3/02 LV	52	46	2
11/2/02 LV	55	43	2

10/27/02	51	43	6
10/27/02 LV	53	44	3
9/26/02	51	47	3
9/8/02	57	40	4
7/28/02	57	39	4
7/15/02	58	38	3
4/21/02	64	33	3
1/27/02	62	34	4
12/19/01	67	27	6
11/6/01	72	23	5
9/9/01	48	48	4
7/30/01	52	45	3
6/3/01	53	41	6
4/22/01	55	38	7
3/25/01	50	42	8

b. The situation in Iraq

	Approve	Disapprove	No opinion
4/30/03	75	22	2

Compare to: The situation with Iraq and Saddam Hussein

3/27/03	69	26	5
3/23/03	71	26	3
3/20/03	65	29	5
3/17/03	64	29	7
3/9/03	55	38	8
2/23/03	55	39	6
2/9/03	61	37	2
2/5/03	61	32	7
2/1/03	61	35	3
1/28/03	58	38	4
1/27/03	57	40	3
1/20/03	50	46	4
12/15/02	58	37	5
11/4/02 LV	56	40	4
11/3/02 LV	57	40	4
11/2/02 LV	56	41	3
10/27/02	57	38	5
9/26/02	58	39	3
9/14/02	65	31	4
8/29/02	52	36	12

c. Education

	Approve	Disapprove	No opinion
4/30/03	59	34	7
12/15/02	62	30	8
9/26/02	61	32	7
7/15/02	62	31	6
1/27/02	71	21	8
9/9/01	61	32	7
7/30/01	63	31	5
6/3/01	57	35	8
4/22/01	60	28	12

d. Social Security

	Approve	Disapprove	No opinion
4/30/03	49	38	13
12/15/02	49	38	13
9/26/02	42	43	15
7/15/02	54	35	11
1/27/02	54	28	18
9/9/01	41	50	9

7/30/01	46	48	6
6/3/01	46	40	14

e. Prescription drug benefits for the elderly

	Approve	Disapprove	No opinion
4/30/03	44	40	17
2/1/03	46	35	19

f. The environment

	Approve	Disapprove	No opinion
4/30/03	49	40	11
12/15/02	50	40	10

Compare to: Environmental issues

	Approve	Disapprove	No opinion
9/26/02	49	40	11
7/15/02	52	39	9
1/27/02	54	31	15
9/9/01	50	44	6
7/30/01	45	49	6
6/3/01	41	50	9
4/22/01	47	41	12
3/25/01	46	41	13

g. The situation with North Korea

	Approve	Disapprove	No opinion
4/30/03	61	27	12
2/9/03	50	36	14
1/20/03	54	36	10

h. The cost, availability and coverage of health insurance

	Approve	Disapprove	No opinion
4/30/03	34	57	9
1/28/03	40	47	13
1/20/03	36	51	13
12/15/02	33	58	9

i. Homeland security

	Approve	Disapprove	No opinion
4/30/03	74	23	3
12/15/02	67	27	5

j. Taxes

	Approve	Disapprove	No opinion
4/30/03	50	46	4
2/1/03	51	43	7
1/20/03	50	45	5
12/15/02	51	44	5

k. The federal budget

	Approve	Disapprove	No opinion
4/30/03	43	50	6
2/9/03	45	45	10
2/1/03	47	46	8

1/20/03	43	47	10
7/15/02	50	42	8
1/27/02	59	30	12
9/9/01	46	48	6
7/30/01	53	42	5

l. The situation between Israel and the Palestinians

	Approve	Disapprove	No opinion
4/30/03	54	33	12
7/15/02	59	34	7
4/21/02	57	35	8

m. The U.S. campaign against terrorism

	Approve	Disapprove	No opinion
4/30/03	79	19	2
2/9/03	74	23	4
2/1/03	75	21	3
1/27/03	72	26	2
1/20/03	71	25	4
12/15/02	79	20	1
11/4/02 LV	76	22	1
11/3/02 LV	77	22	3
11/2/02 LV	78	21	2
10/27/02 All	74	23	4
10/27/02 LV	78	20	2
9/26/02	70	28	2
9/8/02	74	24	2
7/28/02	81	17	2
7/15/02*	83	15	2
5/19/02	79	19	3
4/21/02	81	18	2
3/10/02	88	10	2
1/27/02	88	10	2
12/19/01	89	9	2
10/15/01	92	5	3

*Strongly/somewhat follow, 7/15 and previous

3. Do you think things in this country (are generally going in the right direction) or do you feel things (have gotten pretty seriously off on the wrong track)?

	Right direction	Wrong track	No opin.
4/30/03	52	46	2
9/26/02	43	53	4
2/21/02	54	42	4
2/14/99	55	41	4
11/1/98	55	43	2
11/1/98 LV	55	44	1
8/21/98	57	40	4
7/12/98	50	45	6
4/4/98	55	41	4
1/31/98	61	34	5
1/30/98	61	34	5
1/19/98	44	50	6
8/27/97	39	57	4
6/8/97	37	60	3
3/9/97	34	62	4
10/17/96 RV	40	55	5
10/16/96 RV	42	53	5
10/15/96 RV	43	52	5
10/14/96 RV	44	51	5
10/13/96 RV	44	51	5

9/04/96	RV	40	54	6
8/21/96		28	67	5
6/30/96		26	70	5
3/17/96		27	70	3
1/21/96		27	66	6
1/3/96		21	77	3
4/5/95		23	73	3
1/4/95		27	68	6
10/31/94		27	69	4
7/20/94		26	70	4
3/27/94		28	69	3
1/23/94		31	60	10
11/14/93		25	69	6
8/8/93		26	71	3
6/20/93		26	71	3
4/26/93		27	71	2
3/11/93		36	57	7
2/28/93		37	59	4
1/17/93		31	63	6
12/14/92		35	60	5
10/27/92	RV	22	76	2
10/4/92	RV	18	78	4
6/7/92		14	83	3
4/9/92		16	81	3
3/11/92		18	79	4
1/15/92		19	78	3
11/10/91		24	72	4
10/29/91		26	71	3
8/27/91		31	60	9
7/28/91		30	67	3
6/2/91		39	57	4
4/9/91		42	51	7
2/26/91		58	39	3
1/27/91		49	48	4
10/14/90		19	79	2
9/9/90		36	60	4

Call for full trend to 1973.

4-7 Held for release.

8. Do you think the U.S. campaign against terrorism is going very well, fairly well, not too well or not well at all?

	-----Well-----			-----Not well-----			No
	NET	Very	Fairly	NET	Not too	At all	op.
4/30/03	83	26	57	16	10	6	1
9/26/02	73	15	58	26	17	9	1
9/8/02	70	10	60	29	21	8	1
7/15/02	75	15	60	24	16	8	1
4/21/02	73	11	63	26	17	9	1
3/10/02	84	21	63	15	10	6	1
1/27/02	88	32	56	11	8	4	1

9. All in all, considering the costs to the United States versus the benefits to the United States, do you think the war with Iraq was worth fighting, or not?

	Worth fighting	Not worth fighting	No opinion
4/30/03	70	27	4
2/2/92*	66	32	2
7/28/91	67	30	3
6/2/91	70	26	3
3/4/91	86	13	1

*2/2/92 and previous: "the Persian Gulf war"

**3/4/91: "this war"

10. How do you feel about the possibility that the United States will get bogged down in a long and costly peacekeeping mission in Iraq - would you say you're very concerned about that, somewhat concerned, not too concerned or not concerned at all?

	-----Concerned-----			-----Not concerned-----			No opin.
	NET	Very	Smwt.	NET	Not too	At all	
4/30/03	72	34	39	27	19	9	*
4/16/03	73	31	42	26	19	7	1
4/9/03	62	24	39	35	24	11	3

11-14 Held for release.

15/16. During the war with Iraq, do you think one political party supported the war more than the other, or do you think they were equal in their support of the war? (IF ONE SUPPORTED MORE THAN THE OTHER) Which party supported the war more?

	-----One more-----			Both equal	No opinion
	NET	Dems	Reps		
4/30/03	51	2	49	45	4
3/6/91*	19	1	18	73	8

*CBS/NY Times.

17. Do you approve or disapprove of the way the U.S. Congress is doing its job?

	Approve	Disapprove	No opinion
4/30/03	57	37	6
9/26/02	51	43	6
7/15/02	57	36	7
2/21/02	57	39	4
1/27/02	58	35	7
12/19/01	59	34	7
9/9/01	45	48	7
7/30/01	48	48	4
4/22/01	58	33	8
10/31/99	42	53	6
9/2/99	46	47	7
6/6/99	48	46	6
3/14/99	44	49	7
2/14/99	46	50	4

Call for full trend to 1974.

18. For each issue I name, please tell me what kind of priority you think Bush and the Congress should give it - the highest priority, a high priority but not the highest, or a lower priority than that.

4/30/03 - Summary Table*

	-----High-----				None (vol.)	No op.
	NET	Highest	High	Lower		
a. The economy	95	56	39	4	*	1
b. The U.S. campaign against terrorism	93	48	45	7	0	1
c. The situation in Iraq	83	29	54	15	*	1
d. Education	94	49	45	5	1	*
e. Social Security	88	34	54	12	*	*
f. The cost of prescription drugs	81	31	50	19	*	1
g. The environment	81	26	55	18	*	1
h. The cost, availability, and coverage of health insurance	89	50	40	10	*	*
i. Homeland security	88	47	42	10	*	1
j. Taxes	82	30	51	17	*	2
k. The situation with North						

Korea	83	34	50	13	1	3
1. Defense and the military budget	87	33	54	12	*	1

*Half sample answered a-f, other half answered g-l.

19. Overall, who do you trust to do a better job coping with the main problems the nation faces over the next few years, (Bush) or (the Democrats in Congress)?

	Bush	Democrats	Both (vol.)	Neither (vol.)	No opinion
4/30/03	55	37	1	4	3
10/27/02 LV	53	37	1	5	4
9/26/02 LV	52	43	2	1	1
9/26/02	54	38	3	3	3
7/15/02	53	37	4	3	3
1/27/02	62	31	2	3	2

20. Who do you trust to do a better job handling... (Bush) or (the Democrats in Congress)?

4/30/03 - Summary Table*

	Bush	Dems	Both (vol.)	Neither (vol.)	No opin.
a. The economy	51	41	2	2	3
b. The U.S. campaign against terrorism	72	21	3	2	3
c. The situation in Iraq	72	20	2	3	3
d. Education	45	46	3	2	4
e. Social Security	43	50	1	3	3
f. The cost of prescription drugs	39	52	1	4	4
g. The environment	34	60	1	3	3
h. The cost, availability, and coverage of health insurance	35	56	1	4	4
i. Homeland security	63	30	2	2	3
j. Taxes	46	49	2	2	1
k. The situation with North Korea	62	28	1	4	5
l. Defense and the military budget	63	32	1	2	2

*Half sample answered a-f, other half answered g-l.

Trend:

a. The economy

	Bush	Dems	Both (vol.)	Neither (vol.)	No opin.
4/30/03	51	41	2	2	3
11/6/01	51	36	5	4	5
9/9/01	44	50	1	3	2
7/30/01	47	46	1	4	1
6/3/01	44	46	2	6	2

b,c. No trend.

d. Education

	Bush	Dems	Both (vol.)	Neither (vol.)	No opin.
4/30/03	45	46	3	2	4
9/9/01	55	36	1	3	6
7/30/01	50	42	2	4	2
6/3/01	43	43	1	7	6

e. Social Security

Both Neither No

	Bush	Dems	(vol.)	(vol.)	opin.
4/30/03	43	50	1	3	3
9/9/01	41	50	1	4	4
7/30/01	42	51	1	5	2
6/3/01	38	52	1	5	3

f. The cost of prescription drugs

	Bush	Dems	Both (vol.)	Neither (vol.)	No opin.
4/30/03	39	52	1	4	4
9/9/01	36	50	1	5	8
7/30/01	39	50	1	7	3

g. The environment

	Bush	Dems	Both (vol.)	Neither (vol.)	No opin.
4/30/03	34	60	1	3	3
9/9/01*	41	52	1	3	4
7/30/01	37	54	1	5	3
6/3/01	35	54	2	5	4

*9/9/01 and previous: "environmental issues"

h,i. No trend.

j. Taxes

	Bush	Dems	Both (vol.)	Neither (vol.)	No opin.
4/30/03	46	49	2	2	1
6/3/01*	49	42	1	6	2

* "The issue of tax cuts"

k. No trend.

l. Defense and the military budget

	Bush	Dems	Both (vol.)	Neither (vol.)	No opin.
4/30/03	63	32	1	2	2
9/9/01	47	43	1	2	7
7/30/01	53	40	1	4	3

21. Who do you trust to do a better job creating jobs, (Bush) or (the Democrats in Congress)?

	Bush	Dems	Both (vol.)	Neither (vol.)	No opin.
4/30/03	40	51	1	4	4

22. What is your preference - (to have the federal government cut taxes), or (to have the federal government spend more on domestic programs such as education, health care and Social Security)?

	Cut taxes	Spend more	Neither (vol.)	No opin.
4/30/03	29	68	1	2

Compare to: As you may know, Bush has proposed cutting taxes by a total of 670 billion dollars over the next 10 years. What is your preference - (to have this tax cut), or (to have the federal government spend more on domestic programs such as education, health care and Social Security)?

	Tax cut	Spend more	Neither (vol.)	No opin.
--	------------	---------------	-------------------	-------------

2/1/03	29	67	3	2
1/20/03	30	67	2	1
6/3/01*	33	63	3	1

* "would have been"

23. Would you describe the state of the nation's economy these days as excellent, good, not so good or poor?

	----Excellent/Good-----			-----Not so good/Poor-----			No op.
	NET	Excellent	Good	NET	Not so good	Poor	
4/30/03	35	1	34	64	46	19	*
2/9/03	28	1	27	72	49	23	*
1/20/03	25	1	25	74	48	26	1
12/15/02	35	1	33	65	44	21	1
11/4/02 LV	28	1	27	72	55	17	1
11/3/02 LV	27	1	26	72	56	17	1
11/2/02 LV	29	1	28	71	54	17	*
9/26/02	31	2	28	69	50	19	*
7/15/02	39	3	36	61	44	17	1
2/21/02	30	1	29	69	51	18	*
1/27/02	31	1	29	69	50	19	*
9/20/01	38	3	35	60	47	14	2
9/9/01	33	1	32	66	47	19	*
7/30/01	50	3	46	50	39	12	*
4/22/01	50	3	47	50	40	9	*
1/15/01	70	10	59	29	24	6	1
10/27/00 LV	86	24	61	14	11	3	*
10/26/00 LV	86	24	61	14	11	3	*
6/11/00	74	17	57	26	19	6	*
2/27/00	80	25	55	20	14	5	*
10/31/99	74	18	56	26	18	7	1
9/2/99	76	19	57	23	16	6	1
3/14/99	80	22	58	19	15	4	1
11/1/98	73	12	61	26	21	5	1
11/1/98 LV	78	13	65	22	19	3	*
10/13/97	61	12	49	39	27	11	*

Call for full trend.

24. Would you say most Americans are better off financially than they were in 2001 when Bush became president, not as well off, or in about the same shape as then financially?

	Better off	Not as well off	The same	No opinion
4/30/03	10	48	42	1
George H. W. Bush				
8/9/92	6	61	31	1
10/21/91	7	48	41	4
3/4/91	7	35	56	2
1/16/89	33	26	38	3

25. How much blame do you think Bush should get for current economic problems - a great deal, a good amount, only some, or hardly any?

	-----Blame-----			-----No Blame-----				No op.
	NET	Grt.deal	Good amt.	NET	Some	Hardly	None (vol.)	
4/30/03	41	18	22	59	34	21	3	1
12/15/02	41	18	24	56	33	22	2	2
11/4/02 LV	37	19	18	63	29	28	5	1
11/3/02 LV	35	17	18	65	30	29	6	1
11/2/02 LV	34	15	19	65	29	31	5	1
10/27/02 LV	39	22	18	60	28	27	5	*

26. Do you think Bush is spending too much of his time, too little of his time or about the right amount of his time on (READ ITEM)?

4/30/03 - Summary Table

	Too much	Too little	Right amount	No opinion
a. the war on terrorism	24	6	68	1
b. the economy	2	51	44	3
c. other domestic issues such as Social Security, prescription drug benefits and education	2	57	39	2

Trend:

a. the war on terrorism

	Too much	Too little	Right amount	No opinion
4/30/03	24	6	68	1
9/26/02	25	12	61	2

b. the economy

	Too much	Too little	Right amount	No opinion
4/30/03	2	51	44	3
9/26/02	3	53	41	3

c. other domestic issues such as Social Security, prescription drug benefits and education

	Too much	Too little	Right amount	No opinion
4/30/03	2	57	39	2
9/26/02	3	58	36	3

27. (IF TOO LITTLE) Do you think he is ignoring the issue, or do you think it's just that he has had more important problems to deal with?

4/30/03 - Summary Table

	Ignoring the issue	More imp. problems	No opinion
a. the war on terrorism	40	57	2
b. the economy	35	61	4
c. other domestic issues such as Social Security, prescription drug benefits and education	40	59	2

28. Please tell me whether the following statement applies to Bush or not:

4/30/03 - Summary Table

	Yes	No	No opin.
a. He understands the problems of people like you	51	48	1
b. He is a strong leader	74	25	*

Trend:

a. He understands the problems of people like you

	Yes	No	No opin.
4/30/03	51	48	1
12/15/02	51	47	2
7/15/02	57	41	2

1/27/02	61	37	2
7/30/01	45	54	2
4/22/01	47	51	2
11/4/00 LV	49	46	5
10/24/00 LV	50	46	3
10/15/00 RV	46	46	7
10/9/00 RV	50	44	6
9/6/00 RV	47	49	4
8/20/00 RV	50	46	5
7/23/00 RV	44	51	5
7/23/00	44	51	5
6/11/00	48	47	5
4/2/00	48	46	6
3/11/00	47	47	6
2/27/00	43	51	6
2/6/00	43	52	5
1/16/00	46	49	6
12/15/99	47	46	7
10/31/99	54	39	7
9/2/99	50	39	11
3/14/99	52	27	21

b. He is a strong leader

	Yes	No	No opin.
4/30/03	74	25	*
12/15/02	75	23	2
7/15/02	75	24	1
7/30/01	55	43	2
4/22/01	53	42	5
10/9/00 RV	62	33	5
9/6/00 RV	65	28	7
8/20/00 RV	65	29	5
8/10/00 RV	67	29	5
7/23/00 RV	61	33	6
7/23/00	62	32	5
6/11/00	65	30	6
4/2/00	68	27	5
3/11/00	63	31	6
2/27/00	62	32	6
2/6/00	65	30	7
1/16/00	65	28	7
12/15/99	67	26	7
10/31/99	77	18	5
9/2/99	70	18	12
3/14/99	68	13	20

29. For each group I name, please tell me if you think it has too much influence in the Bush administration, too little influence or about the right amount.

4/30/03 - Summary Table

	Too much	Too little	Right amount	No opin.
a. Large business corporations	61	8	29	3
b. People like you	2	59	37	1

Trend:

a. Large business corporations

	Too much	Too little	Right amount	No opin.
4/30/03	61	8	29	3
12/15/02	60	10	26	4
1/27/02	59	8	29	4
7/30/01	67	7	24	2

b. People like you

	Too much	Too little	Right amount	No opin.
4/30/03	2	59	37	1
12/15/02	3	61	35	2
1/27/02	3	49	46	2
7/30/01	1	67	30	1

30. Do you think Bush's proposals on cutting taxes (favor the rich), (favor the middle class), (favor the poor), or (treat all people about equally)?

	Favor rich	Favor middle	Favor Poor	Treat all equally	No opinion
4/30/03	57	11	2	26	4
2/1/03	56	10	2	26	5
1/20/03	61	7	2	23	7

31. (HALF SAMPLE) What's more important TO YOU - (having the government provide needed services), or (cutting taxes)?

	Provide services	Cutting taxes	Both (vol.)	Neither (vol.)	No opin.
4/30/03	68	28	2	1	1
12/15/02	62	34	2	*	1

32. (HALF SAMPLE) What do you think is more important TO BUSH - (having the government provide needed services) or (cutting taxes)?

	Provide services	Cutting taxes	Both (vol.)	Neither (vol.)	No opin.
4/30/03	26	64	3	2	6
12/15/02	32	57	2	3	6

33. Has the war with Iraq made you more confident in the ability of Bush to handle the country's other big problems, less confident, or hasn't it made much of a difference? IF MORE OR LESS: Is that much (more/less) confident or only somewhat (more/less) confident?

	-----More-----			Not much difference	-----Less-----			No opinion
	NET	Much	Somewhat		NET	Somewhat	Much	*
4/30/03	43	29	14	41	15	5	10	
George H. W. Bush								
3/4/91	70	45	26	24	5	2	3	1

34. As a result of the war, are you now more likely to support Bush for a second term as president, less likely to support him for a second term, or hasn't the war changed your feeling on that?

	More likely	Less likely	Has not changed	No opinion
4/30/03	37	24	37	2
George H. W. Bush				
3/4/91	55	6	37	1

35 Held for release.

36. (HALF SAMPLE) When you think about the future of the United States, do you feel confident that the country's best years are still ahead of us, or do you feel concerned that America's best years might already be behind us?

Best years	Best years	No
------------	------------	----

	ahead	behind	opinion
4/30/03	64	34	3

37. (HALF SAMPLE) When you think about the future of the United States, do you feel optimistic that the country's best years are still ahead of us, or do you feel worried that America's best years might already be behind us?

	Best years ahead	Best years behind	No opinion
4/30/03	63	34	2

Compare to:

When you think about the future of the United States, do you feel confident and optimistic that the country's best years are still ahead of us, or do you feel more concerned and worried that America's best years might already be behind us?

	Best years ahead	Best years behind	No opinion
6/7/92	36	62	2

38-39 Held for release.

END