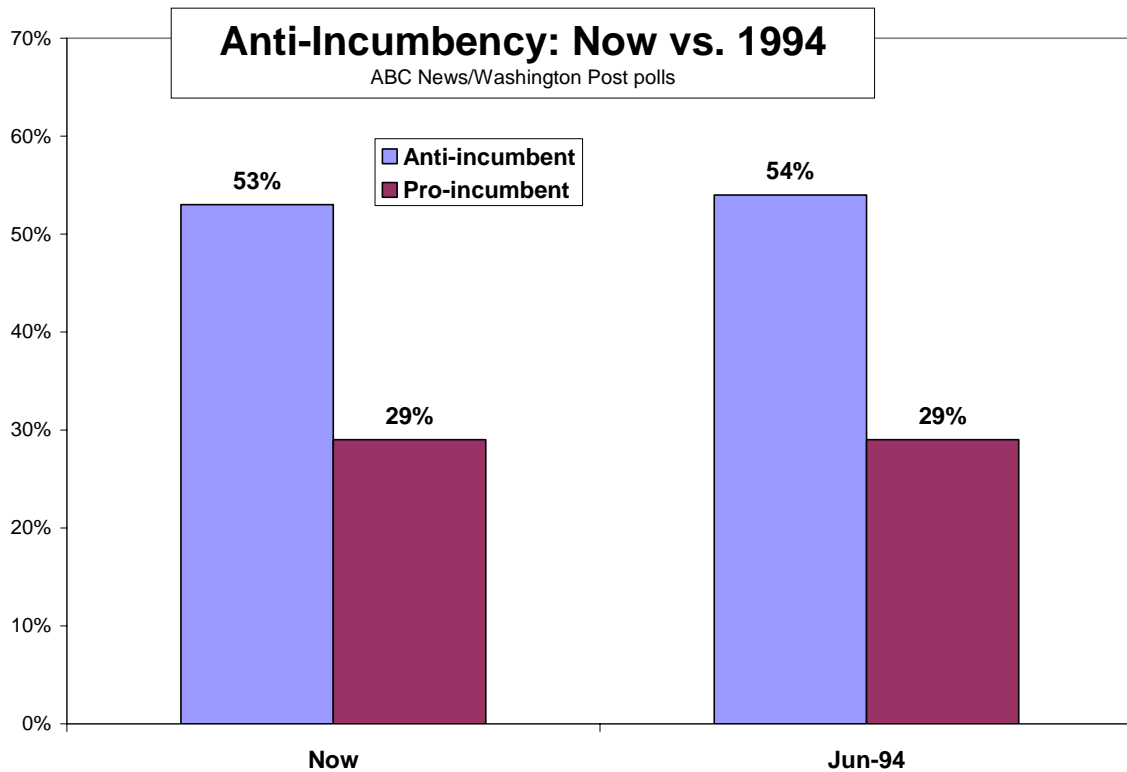


New Flares for GOP In 2006 Election Views

There are new warning flares for Republicans in the latest ABC News/Washington Post poll: Fifty-three percent of Americans call themselves “anti-incumbent,” and the fewest since 1994 approve of their own representative’s performance in Washington.

Anti-incumbency is as high now as it was in summer 1994, before the last election in which control of Congress changed hands. And it peaks not just among Democrats and liberals, but among traditional swing voters as well. Sixty-one percent of independents, for example, say they’re anti-incumbent this year.

The danger for Republicans is underscored by their deficit in vote preference. Fifty-two percent of registered voters say if the election were today they’d support the Democrat in their congressional district, 39 percent the Republican – steady for nine months running. Among anti-incumbent voters, nearly two-thirds support Democrats for the House.



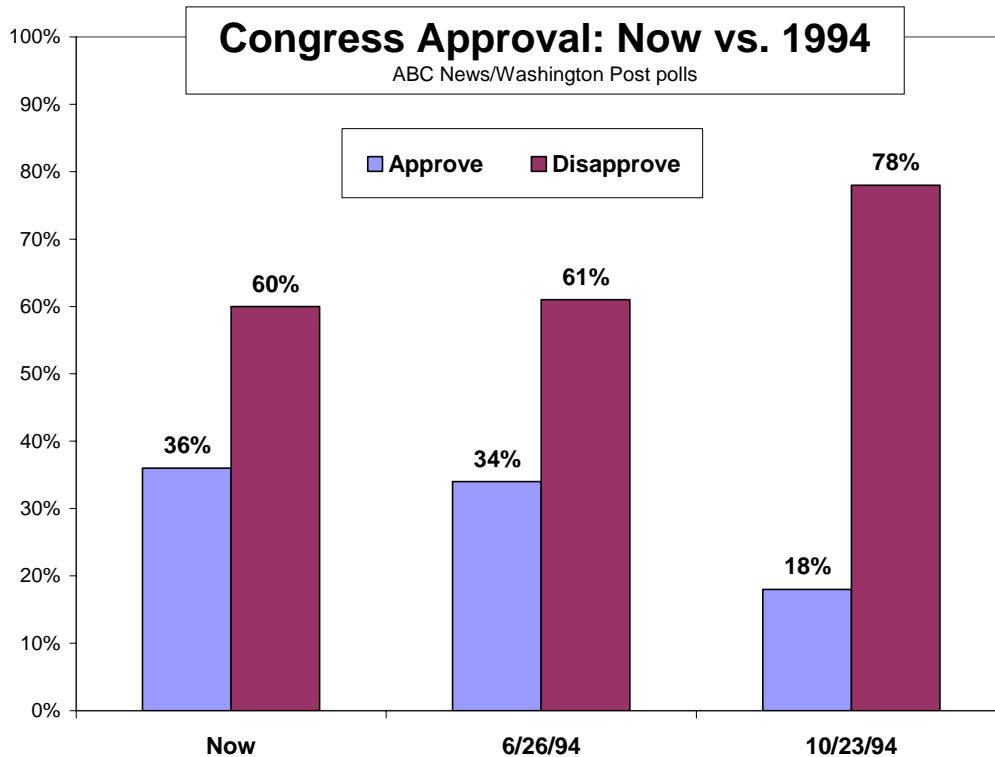
Much of the Republicans’ problems reflect George W. Bush’s in general, and the Iraq war in particular. By a 15-point margin Americans are less likely rather than more likely

to vote for a candidate who supports Bush's policies in Iraq. That soars to a 44-point margin among liberals, underscoring Sen. Joseph Lieberman's trouble in his Democratic primary tomorrow. But it also reaches more broadly: Moderates are 27 points more likely to oppose a candidate who favors Bush's war policies; independents, 25 points.

Another result – a sharp ideology gap - marks the Republicans' risk. While 83 percent of liberals support the Democrat in their congressional district, fewer conservatives, 60 percent, support the Republican. Indeed three in 10 conservatives favor the Democrat in their district, substantially more than the 18 percent of liberals who voted Republican in 1994.

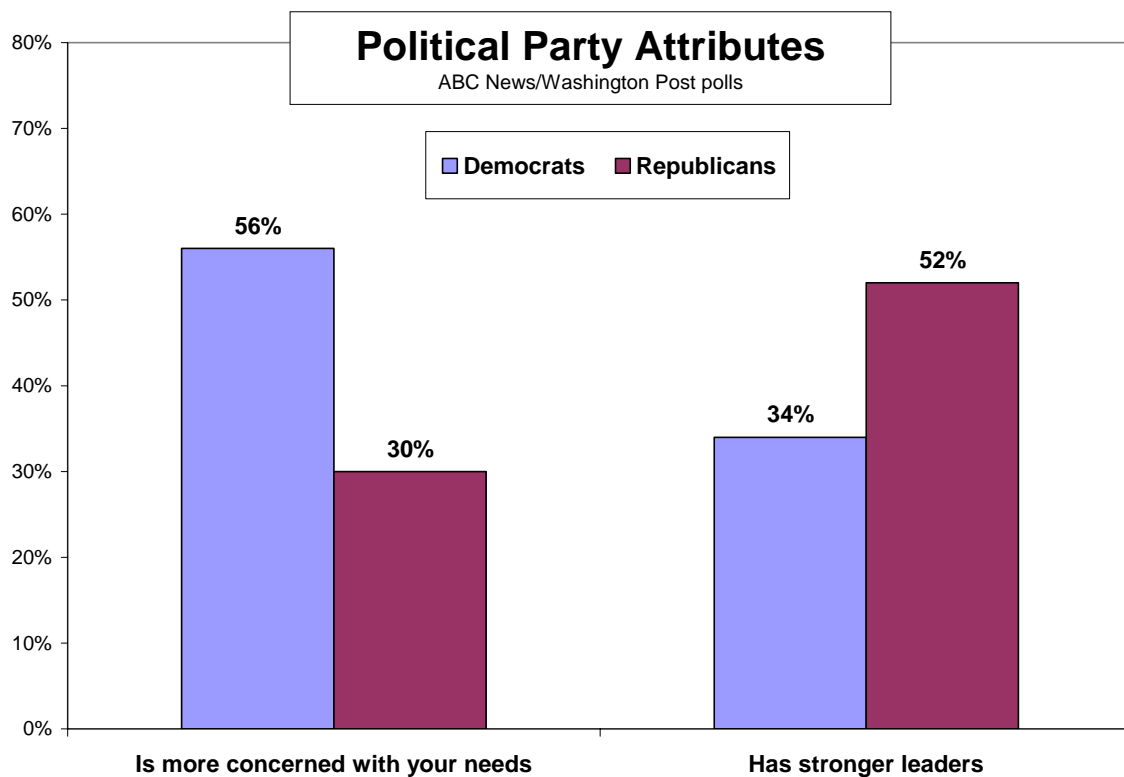
'06 House vote preference:		
	Democratic candidate	Republican candidate
(among registered voters)		
Liberals	83%	16
Moderates	60	30
Conservatives	30	60

BUT – Still, other results are less bleak for the Republicans. While Bush's job approval rating remains weak, 40 percent, that's its best since March, and up seven points from its mid-May low. Approval of Congress, while just 36 percent, was much worse shortly before the 1994 election – a dreadful 18 percent. And while a relatively low 55 percent approve of their own representative, this, too fell lower, 49 percent, in fall 1994.



The Democrats, while rich in opportunity, have yet to close the sale. Americans divide evenly on whether or not the party is offering the country a clear direction that's different from the Republicans. (That is, however, five points better for the Democrats than it was in May). While most Americans don't think Bush has a clear plan for Iraq, as many say the Democrats don't have a clear plan either. And while the Democrats have a 26-point lead as being "more concerned with the needs of people like you," the Republicans counter with an 18-point advantage as the party that offers "stronger leaders."

A steady six in 10 Americans say the war in Iraq was not worth fighting, and 62 percent disapprove of how Bush is handling it. But one key question is whether the Democrats can do any better. People roughly divide on which party they trust more to handle the situation in Iraq, the Democrats (43 percent) or the Republicans (40 percent). That's weakened from a Democratic advantage that peaked at 14 points, 50-36 percent, in May.



At the same time the Democrats have an eight-point edge in trust to handle the broader U.S. campaign against terrorism, an issue of central importance to Bush and his party, and one on which public preferences have been unsteady this year. A more consistent weakness for Bush, beyond Iraq, has been the economy: Fifty-nine percent disapprove of how he's handling it, with gasoline prices one major irritant.

In fact the biggest change in top issues in the fall election is in gas prices. Fifteen percent of registered voters now call them the single most important issue in their vote, doubled since June, and now slightly more than the number (11 percent) who call terrorism their top issue. (More, 21 percent apiece, pick Iraq or the economy as their No. 1 issue.)

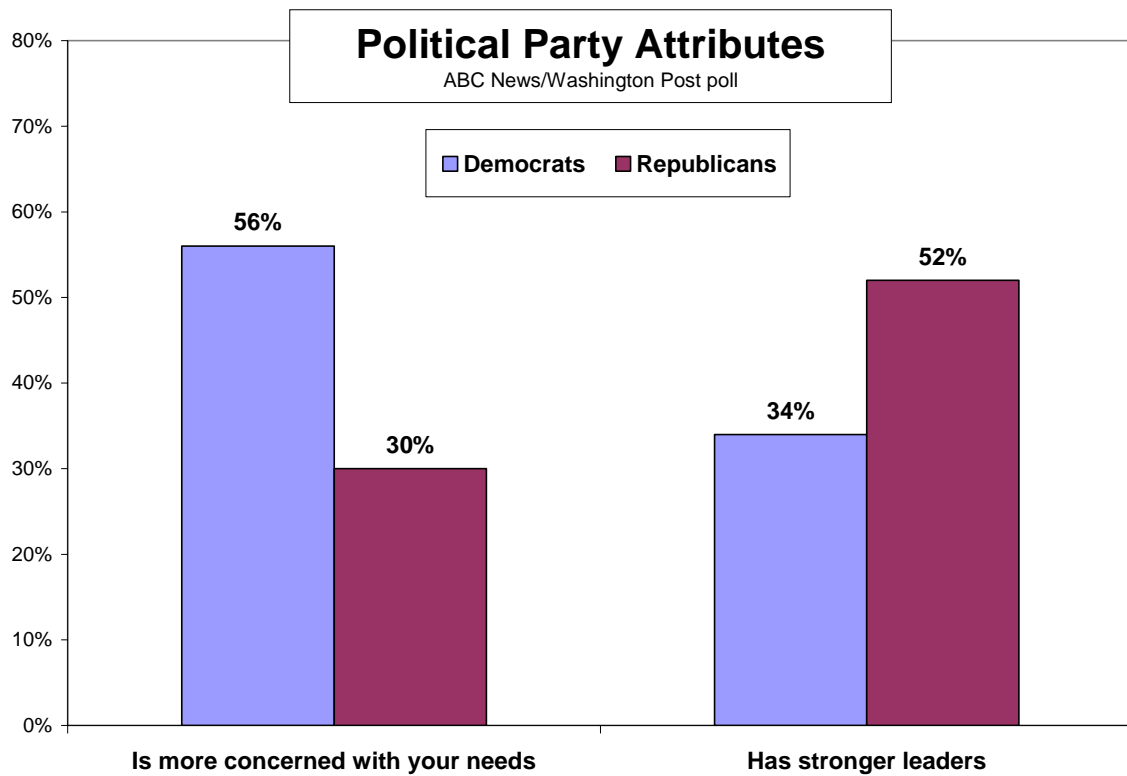
ELECTION – Attention on the election is substantial: Sixty-six percent of registered voters are following it closely, far fewer than said so at about this time in the 2002 election cycle (just 47 percent). Attention is highest among older and better-educated Americans, and among liberals – the latter among the Democrats’ strongest groups.

Independents, one of the two classic swing voter groups, favor the Democrat in their district by 55-29 percent. White Catholics, the other, split 54-36 percent.

Even though the Democrats (like the president) are broadly seen as lacking a clear policy on Iraq, discontent with the war clearly helps them. Among the one-fifth of voters who call it their top issue, 69 percent favor the Democrat in their district.

Democrats also win 63 percent of economy voters and 52 percent of health care voters; voters who care most about gas prices break 49-38 percent, also for the Democrats. The Republicans, for their part, lead by large margins among those who care most about either terrorism or immigration.

The attributes of empathy vs. leadership also are important points of differentiation, again with an advantage to the Democrats. People who think the Democrats are more in tune with their needs favor the Democratic candidate in their district by 88-9 percent. People who think the Republicans have stronger leaders favor Republican candidates – but by a narrower 65-29 percent.



ANTI-INCUMBENCY – As noted, overall anti-incumbent sentiment is about the same now as in summer 1994. But one difference could mitigate its sting: Anti-incumbency is somewhat more partisan now than it was 12 years ago. In June 1994, 46 percent of Democrats, the party then in control of the House, called themselves anti -incumbent. Today, fewer Republicans – 33 percent – share that view.

	"Anti-incumbent"	
	Now	6/94
All	53%	54%
Democrats	63	46
Independents	61	57
Republicans	33	62

Anti-incumbency peaks at about seven in 10 liberal Democrats, compared with just one in four conservative Republicans. Among all Democrats, more than six in 10 are anti-incumbent, compared with a third of all Republicans. Two-thirds of liberals and six in 10 moderates are anti-incumbent; it's four in 10 among conservatives. And among the swing voter groups independents and white Catholics, six in 10 say they're anti-incumbent.

	Anti-incumbent	Pro-incumbent
Democrats	63%	22
Republicans	33	47
Independents	61	24
Liberals	67	20
Moderates	59	27
Conservatives	41	36
Liberal Dems	69	14
Cons Reps	25	50
Dem voters	66	21
Rep voters	37	42
White Catholics	61	25
Bush job: Approve	35	43
Bush job: Disapprove	67	19
Congress: Approve	42	44
Congress: Disapprove	61	21
Own rep: Approve	45	38
Own rep: Disapprove	69	16

IRAQ – Views on Iraq are largely stable, and while the war is unpopular, relatively few Americans are calling for an immediate, complete pullout. Fifty-three percent favor decreasing the number of U.S. troops there, but many fewer, 18 percent, call for the immediate withdrawal of all U.S. forces.

Public attitudes on the situation in Iraq in part seem in accord with those of Gen. John Abizaid, commander of the U.S. Central Command, who suggested in testimony to Congress that Iraq was not there yet, but “could move towards civil war.” About a third of Americans in this poll say Iraq is in a civil war already; 51 percent say it’s not in one yet – but close to one. The net total, 85 percent, is up slightly from April.

METHODOLOGY – This ABC News/Washington Post poll was conducted by telephone August 3-6, 2006, among a random national sample of 1,002 adults. The results have a three-point error margin. Sampling, data collection and tabulation by TNS of Horsham, Pa.

Analysis by Gary Langer.

ABC News polls can be found at ABCNEWS.com at <http://abcnews.com/pollvault.html>.

Media contact: Cathie Levine, (212) 456-4934.

Full results follow (*= less than 0.5 percent).

1. Do you approve or disapprove of the way George W. Bush is handling his job as president? Do you approve/disapprove strongly or somewhat?

	----- Approve -----			----- Disapprove -----			No opin.
	NET	Strongly	Somewhat	NET	Somewhat	Strongly	
8/6/06	40	23	17	58	12	46	2
6/25/06	38	20	18	60	12	48	2
5/15/06	33	17	16	65	18	47	2
4/9/06	38	20	18	60	13	47	1
3/5/06	41	24	17	58	14	44	1
1/26/06	42	25	18	56	14	42	2
1/8/06	46	29	17	52	13	39	2
12/18/05	47	29	17	52	12	40	1
11/2/05	39	20	18	60	13	47	1
10/29/05	39	22	17	58	13	45	3
9/11/05	42	27	15	57	12	45	1
8/28/05	45	27	18	53	12	41	2
6/26/05	48	27	21	51	11	40	1
6/5/05	48	27	21	52	14	38	1
4/24/05	47	25	22	50	13	38	3
3/13/05	50	31	19	48	11	37	3
1/31/05	50	34	15	45	11	34	5
1/16/05	52	33	19	46	11	35	2
12/19/04	48	27	21	49	12	38	2
10/20/04	50	30	20	46	11	35	4
10/17/04 LV	54	35	19	45	9	36	2
10/16/04 LV	54	35	19	44	10	34	2
10/15/04 LV	54	35	19	44	10	34	2
10/3/04 LV	53	36	17	46	11	34	1
9/26/04	50	33	18	45	13	32	5
9/8/04	52	35	17	43	11	32	5
8/29/04	50	31	19	47	13	34	3
8/1/04	47	28	18	49	13	36	5
7/25/04	50	32	19	47	13	34	3
7/11/04	48	31	17	50	11	39	2
6/20/04	47	30	17	51	13	39	1
5/23/04	47	31	17	50	14	36	3
4/18/04	51	33	18	47	13	34	1

3/7/04	50	32	18	48	12	36	2
2/11/04	50	30	21	47	14	34	2
1/18/04	58	35	24	40	9	30	2
12/21/03	59	39	21	38	15	23	3
12/14/03	57	37	20	39	10	29	5
12/7/03	53	32	21	40	13	27	7
11/16/03	57	34	23	39	11	28	4
10/29/03	56	30	26	42	13	29	2
10/13/03	53	33	20	43	13	29	4
9/30/03	54	34	20	44	15	29	2
9/13/03	58	35	23	40	14	27	2
9/7/03	56	34	22	41	13	28	4
8/11/03	59	37	22	37	14	23	4
7/10/03	59	35	24	38	13	25	3
6/22/03	68	45	23	29	11	18	4
4/30/03	71	50	22	26	17	9	3
4/16/03	74	52	22	23	9	14	3
4/9/03	77	58	19	20	6	14	4
4/3/03	71	54	16	25	7	19	4
3/23/03	68	NA	NA	27	NA	NA	4
3/20/03	67	NA	NA	28	NA	NA	5
3/2/03	62	38	23	35	13	22	4
2/23/03	60	NA	NA	34	NA	NA	6
2/9/03	64	42	21	34	14	20	3
2/1/03	62	41	21	34	13	22	4
1/28/03	62	43	19	36	13	23	2
1/27/03	59	39	21	37	15	22	4
1/20/03	59	36	23	38	16	22	2
12/15/02	66	37	28	32	12	20	2
11/4/02	LV 67	45	23	31	12	20	1
11/3/02	LV 67	45	22	32	12	20	1
11/2/02	LV 67	47	20	32	9	23	1
10/27/02	67	39	28	29	13	16	4
9/26/02	67	42	25	30	12	18	3
9/8/02	71	42	28	27	12	15	3
7/28/02	69	39	31	28	14	14	3
7/15/02	72	42	31	25	12	13	2
6/17/02	74	42	32	22	9	13	4
6/9/02	77	41	36	20	9	11	3
5/19/02	76	48	28	22	8	13	3
4/21/02	78	47	31	20	9	10	2
3/28/02	79	49	30	18	8	10	3
3/10/02	82	52	30	16	9	7	2
1/27/02	83	56	27	14	7	7	3
12/19/01	86	64	22	12	6	6	2
11/27/01	89	69	21	9	4	5	1
11/6/01	89	65	24	9	5	4	2
10/9/01	92	76	16	6	3	3	1
9/27/01	90	70	20	6	3	3	4
9/13/01	86	63	23	12	5	6	2
9/9/01	55	26	29	41	20	22	3
8/12/01	61	28	33	31	14	17	8
7/30/01	59	28	30	38	17	22	3
6/3/01	55	27	28	40	18	22	6
4/22/01	63	33	30	32	16	16	5
3/25/01	58	NA	NA	33	NA	NA	8
2/25/01	55	NA	NA	23	NA	NA	22

2. Do you approve or disapprove of the way Bush is handling (ITEM)?

8/6/06 - Summary Table*

Approve Disapprove No op.

a. The situation in Iraq	36	62	2
b. The US campaign against terrorism	47	50	2
c. The economy	39	59	2
d. The situation between Israel and Hezbollah in Lebanon	43	50	7

*Items a-b asked of half sample, items c-d asked of other half sample.

Trend where available:

a. The situation in Iraq

	----- Approve -----			----- Disapprove -----			No opin.
	NET	Strongly	Somewhat	NET	Somewhat	Strongly	
8/6/06	36	21	15	62	10	52	2
6/25/06	37	21	17	62	11	52	*
5/15/06	32	19	13	66	13	53	1
4/9/06	37	21	16	62	11	51	1
3/5/06	40	23	17	59	12	47	*
1/26/06	39	24	15	60	10	50	1
12/18/05	46	31	15	53	10	43	1
11/2/05	36	20	15	64	13	51	1
9/11/05	38	NA	NA	62	NA	NA	1
8/28/05	42	28	14	57	11	46	1
6/26/05	43	25	18	56	12	44	1
6/5/05	41	NA	NA	58	NA	NA	1
4/24/05	42			56			2
3/13/05	39			57			4
1/16/05	40			58			2
12/19/04	42			57			1
9/26/04 RV	47			50			3
8/29/04 RV	47			51			2
7/25/04	45			53			2
6/20/04	44			55			2
5/23/04	40			58			2
4/18/04	45			54			1
3/7/04	46			53			1
2/11/04	47			52			1
1/18/04	55			42			2
12/21/03	60			39			2
12/14/03	58			38			4
11/16/03	48			48			4
10/29/03	47			51			2
10/13/03	51			47			2
9/29/03	50			47			3
9/13/03	52			46			2
9/7/03	49			47			4
8/24/03	56			37			7
8/11/03	56			41			3
7/10/03	58			41			2
6/22/03	67			30			2
4/30/03	75	"	"	22	"	"	2
3/27/03*	69			26			5
3/23/03	71			26			3
3/20/03	65			29			5
3/17/03	64			29			7
3/9/03	55			38			8
2/23/03	55			39			6
2/9/03	61			37			2
2/5/03	61			32			7
2/1/03	61			35			3
1/28/03	58			38			4
1/27/03	57			40			3

1/20/03	50			46			4
12/15/02	58			37			5
11/4/02 LV	56			40			4
11/3/02 LV	57			40			4
11/2/02 LV	56			41			3
10/27/02	57			38			5
9/26/02	58			39			3
9/14/02	65			31			4
8/29/02	52	"	"	36	"	"	12
*3/27/03 and previous: "The situation with Iraq and Saddam Hussein"							

b. The US campaign against terrorism

	----- Approve -----			----- Disapprove -----			No opin.
	NET	Strongly	Somewhat	NET	Somewhat	Strongly	
8/6/06	47	NA	NA	50	NA	NA	2
6/25/06	51	NA	NA	47	NA	NA	2
5/15/06	53	NA	NA	43	NA	NA	4
4/9/06	50	32	18	49	15	34	1
3/5/06	52	NA	NA	46	NA	NA	2
1/26/06	52			45			2
1/8/06	53			45			2
12/18/05	56			44			1
11/2/05	48			51			1
9/11/05	50	"	"	47	"	"	3
8/28/05	56	34	21	43	14	29	2
6/5/05	50	NA	NA	49	NA	NA	1
4/24/05	56			41			3
3/13/05	59			38			3
1/16/05	61			38			2
12/19/04	53			43			3
9/26/04 RV	59			38			3
8/29/04 RV	60			37			3
7/25/04	57			40			4
6/20/04	50			48			2
5/23/04	58			39			4
4/18/04	63			35			2
3/7/04	63			34			3
2/11/04	64			34			2
1/18/04	66			33			2
12/21/03	70			28			2
10/29/03	63			35			2
10/13/03	66			30			4
9/13/03	70			27			3
9/7/03	67			28			5
4/30/03	79			19			2
2/9/03	74			23			4
2/1/03	75			21			3
1/27/03	72			26			2
1/20/03	71			25			4
12/15/02	79			20			1
11/4/02 LV	76			22			1
11/3/02 LV	77			22			3
11/2/02 LV	78			21			2
10/27/02	74			23			4
9/26/02	70			28			2
9/8/02	74			24			2
7/28/02	81			17			2
7/15/02	83	"	"	15	"	"	2
5/19/02	79	51	27	19	10	9	3
4/21/02	81	56	25	18	10	7	2
3/10/02	88	64	24	10	5	5	2
1/27/02	88	NA	NA	10	NA	NA	2

12/19/01	89	67	22	9	5	4	2
10/15/01	92	75	17	5	3	3	3

c. The economy

	----- Approve -----			----- Disapprove -----			No
	NET	Strongly	Somewhat	NET	Somewhat	Strongly	opin.
8/6/06	39	NA	NA	59	NA	NA	2
6/25/06	38	NA	NA	61	NA	NA	1
5/15/06	38	NA	NA	60	NA	NA	2
4/9/06	40	20	21	59	18	41	1
3/5/06	48	NA	NA	51	NA	NA	1
1/26/06	46			52			1
12/18/05	47			52			1
11/2/05	36			61			3
9/11/05	40			58			2
8/28/05	44			54			3
6/5/05	40			58			2
4/24/05	40			57			3
3/13/05	43			55			2
1/16/05	46			52			2
12/19/04	46			51			3
9/26/04 RV	47			50			4
8/29/04 RV	45			52			3
7/25/04	47			50			3
6/20/04	46			53			1
5/23/04	44			54			2
4/18/04	44			54			2
3/7/04	39			59			1
2/11/04	44			54			2
1/18/04	51			47			2
12/21/03	51			44			5
11/16/03	48			49			3
10/29/03	45			53			2
10/13/03	45			52			2
9/13/03	42			56			3
9/7/03	44			51			5
8/11/03	45			51			5
7/10/03	47			49			4
4/30/03	52			45			3
2/9/03	47			49			4
2/1/03	44			52			4
1/28/03	46			49			4
1/27/03	47			47			5
1/20/03	43			53			4
1/5/03	50			43			7
12/15/02	50			46			4
11/4/02 LV	53			45			2
11/3/02 LV	52			46			2
11/2/02 LV	55			43			2
10/27/02	51			43			6
9/26/02	51			47			3
9/8/02	57			40			4
7/28/02	57			39			4
7/15/02	58			38			3
4/21/02	64			33			3
1/27/02	62			34			4
12/19/01	67			27			6
11/6/01	72			23			5
9/9/01	48			48			4
7/30/01	52			45			3
6/3/01	53			41			6
4/22/01	55			38			7

3/25/01 50 " " 42 " " 8

d. No trend.

3. Thinking about next November's election for the U.S. House and some U.S. Senate and governor seats, are you following the election very closely, somewhat closely, not too closely or not closely at all?

		----- Closely -----			----- Not closely -----			No
		NET	Very	Somewhat	NET	Not too	Not at all	op.
8/6/06	RV	66	21	45	34	23	11	*
5/15/06	RV	60	20	40	39	23	16	*
	All	57	18	38	43	24	19	*

4. (and 4a) If the election for the U.S. House of Representatives in November 2006 were being held today, would you vote for (the Democratic candidate) or (the Republican candidate) in your congressional district? (IF OTHER, NEITHER, DK, REF) Would you lean toward the (Democratic candidate) or toward the (Republican candidate)?

Net Leaned Vote:

		Dem	Rep	Other	Neither	Will not	No
		cand.	cand.	(vol.)	(vol.)	vote (vol.)	opin.
8/6/06	RV	52	39	*	2	1	5
6/25/06	RV	52	39	1	3	1	4
	All	52	38	1	2	2	5
5/15/06	RV	52	40	1	3	1	4
	All	53	38	1	3	1	4
4/9/06	RV	55	40	*	2	*	3
	All	54	40	*	2	1	4
1/26/06	RV	54	38	1	3	1	5
	All	55	36	1	3	1	4
12/18/05	RV	51	41	1	3	1	4
	All	50	41	1	3	1	4
11/2/05	RV	52	37	1	4	2	6
	All	53	36	1	3	2	5
11/4/02	LV	48	48	1	1	0	2
11/3/02	LV	48	48	*	1	0	2
11/2/02	LV	50	49	*	1	0	2
10/27/02	LV	47	49	1	1	0	3
9/26/02	LV	49	47	1	2	0	2
	RV	47	44	2	3	2	3
	All	46	42	2	2	5	3
7/15/02	RV	47	46	1	1	1	4
	All	47	45	1	1	1	4
1/27/02*	RV	43	50	NA	2	1	5
9/6/00	RV	49	42		2	1	6
7/23/00	RV	46	45		3	1	5
2/27/00	RV	45	46		2	1	5
10/31/99	RV	50	43		3	1	3
9/2/99	RV	48	44		3	*	5
3/14/99	RV	50	41		2	1	6
2/14/99	RV	48	41		3	1	7
1/30/99	RV	49	39		8	1	3
11/1/98	RV	51	43		4	*	2
10/25/98	RV	48	43		3	1	4
10/18/98	RV	49	44		3	1	4
9/28/98	RV	49	44		2	*	4
8/21/98	RV	48	45		3	1	3
7/12/98	RV	47	45		2	*	6

1/31/98	RV	49	40	2	1	8
1/19/98	RV	47	44	3	1	5
10/8/96	RV	51	41	2	1	5
9/29/96	RV	48	41	3	1	7
9/22/96	RV	50	43	2	1	4
9/15/96	RV	49	45	1	1	4
9/4/96	RV	48	44	3	*	5
8/29/96	RV	53	39	3	1	5
8/28/96	RV	51	40	3	1	5
8/27/96	RV	51	41	3	0	5
8/26/96	RV	51	41	3	0	5
8/25/96	RV	48	43	3	1	6
8/24/96	RV	47	43	2	1	6
8/19/96	RV	49	42	3	0	6
8/18/96	RV	45	46	3	0	6
8/15/96	RV	46	43	4	1	5
8/14/96	RV	48	42	3	1	6
8/13/96	RV	49	43	3	0	5
8/12/96	RV	49	42	3	1	5
8/11/96	RV	49	40	4	1	6
8/10/96	RV	49	41	4	1	5
8/4/96	RV	48	45	2	1	4
6/30/96	RV	49	44	3	*	3
5/22/96	RV	52	41	3	1	3
3/10/96	RV	51	43	2	*	4
1/21/96	RV	52	43	3	1	1
10/1/95	RV	49	44	3	*	3
11/6/94	RV	47	42	5	2	5
10/31/94	RV	48	44	4	1	3
10/23/94	RV	50	45	2	1	2
10/9/94	RV	46	47	3	2	2
9/11/94	RV	50	45	1	1	4
8/7/94	RV	49	42	4	1	4
2/27/94	RV	50	40	8	1	2
10/21/91	RV	51	41	4	*	4
7/28/91	RV	49	41	6	*	3
6/2/91	RV	48	42	4	1	5
11/4/90	RV	51	41	5	*	3
10/14/90	RV	50	41	5	*	3
9/9/90	RV	47	46	3	*	3
7/24/90	RV	51	41	4	1	4
5/21/90	RV	47	45	5	1	2
9/21-10/10/88	RV	52	41	2	1	4
9/19/88	RV	51	39	3	1	6
6/22/85	RV	48	44	5	*	3
10/16/84	RV	52	44	2	NA	5
9/11/84	RV	53	45	2	NA	1
7/8/84	RV	58	40	2	NA	1
10/27/82	RV	58	39	NA	NA	3
10/11/82	RV	55	36	NA	NA	9
9/13/82	RV	58	36	NA	NA	6
11/22/81	RV	53	41	"	NA	7

*1/27/02 and previous: No "other candidate" option recorded

5. What will be the single most important issue in your vote for Congress this year: (the U.S campaign against terrorism), (the war in Iraq), (the economy), (immigration), (gas prices), (health care) or something else?

				Health	Immi-	Gas	Terror-				No
		Iraq	Econ.	care	gration	prices	ism	Educ.	All	Other	op.
8/6/06	RV	21	21	14	10	15	11	*	*	6	1
6/25/06	RV	23	24	15	13	8	9	1	1	4	2

All 24 23 14 13 9 8 1 1 4 2

6. Which political party, the (Democrats) or the (Republicans), do you trust to do a better job handling (ITEM)?

8/6/06 - Summary Table*

	Democrats	Republicans	Both (vol.)	Neither (vol.)	No op.
a. The situation in Iraq	43	40	*	11	5
b. The U.S. campaign against terrorism	46	38	1	11	4

*Item a asked of half sample, item b asked of other half sample.

Trend where available:

a. The situation in Iraq

	Democrats	Republicans	Both (vol.)	Neither (vol.)	No op.
8/6/06	43	40	*	11	5
6/25/06	47	41	1	9	2
5/15/06	50	36	2	10	3
4/9/06	49	42	1	6	2
3/5/06	42	42	2	11	2
1/26/06	47	40	1	9	2
12/18/05	47	44	2	6	2
11/2/05	48	37	2	11	2
12/15/02*	30	56	4	7	3
10/27/02 LV	31	58	3	4	4
9/26/02	33	52	6	4	6

*12/15/02 and previous: "The situation with Iraq and Saddam Hussein"

b. The U.S. campaign against terrorism

	Democrats	Republicans	Both (vol.)	Neither (vol.)	No op.
8/6/06	46	38	1	11	4
6/25/06	39	46	2	10	3
5/15/06	46	41	2	8	3
4/9/06	46	45	1	6	1
3/5/06	39	46	3	10	2
1/26/06	41	46	2	6	4
11/2/05	42	42	4	10	3
12/15/02	25	61	5	6	2
10/27/02* LV	26	61	4	5	4
9/26/02*	30	51	6	6	8
7/15/02	27	55	9	3	6
1/27/02	23	62	10	3	2

*"The war on terrorism"

7. Do you approve or disapprove of the way the U.S. Congress is doing its job?

	Approve	Disapprove	No opinion
8/6/06	36	60	4
5/15/06	33	63	4
4/9/06	35	62	3
3/5/06	36	62	3
1/26/06	43	53	4
1/8/06	41	55	5

12/18/05	43	53	4
11/2/05	37	59	4
8/28/05	37	59	4
6/5/05	41	54	4
10/29/03	40	52	9
4/30/03	57	37	6
9/26/02	51	43	6
7/15/02	57	36	7
2/21/02	57	39	4
1/27/02	58	35	7
12/19/01	59	34	7
9/9/01	45	48	7
7/30/01	48	48	4
4/22/01	58	33	8
10/31/99	42	53	6
9/2/99	46	47	7
6/6/99	48	46	6
3/14/99	44	49	7
2/14/99	46	50	4
12/20/98	44	51	5
12/19/98	45	50	5
12/13/98	49	46	5
11/7/98	41	55	4
11/1/98	49	47	5
10/25/98	45	44	11
10/18/98	46	45	8
9/28/98	52	44	4
8/21/98	55	39	6
7/12/98	46	44	11
5/12/98	45	45	9
4/4/98	47	45	8
1/31/98	55	35	10
1/30/98	55	35	10
1/25/98	56	37	8
1/24/98	55	38	7
1/19/98	47	49	5
10/13/97	36	57	7
8/27/97	39	54	7
7/8/97	40	53	6
4/24/97	40	53	7
3/9/97	35	60	5
8/5/96	42	52	7
6/30/96	35	58	7
5/22/96	35	60	5
3/10/96	30	64	6
1/7/96	31	65	5
11/19/95	27	68	5
10/1/95	32	65	3
7/17/95	34	63	3
3/19/95	39	56	5
1/29/95	42	52	6
10/31/94	21	72	8
10/23/94	18	78	4
9/11/94	24	70	5
6/26/94	34	61	5
3/27/94	35	62	3
2/27/94	32	64	4
1/23/94	29	60	11
11/14/93	28	66	6
8/8/93	33	64	3
4/26/93	30	69	2
1/17/93	29	66	6
4/9/92	17	78	5

3/18/92	19	76	5
3/8/92	22	73	6
2/2/92	32	64	4
12/15/91	35	59	6
10/21/91	45	50	5
6/2/91	49	46	5
10/14/90	34	63	3
2/4/90	41	55	4
1/16/90	39	55	6
8/21/89	42	53	5
5/23/89	54	44	2
2/14/89	53	44	3
1/23/88*	43	53	4
6/1/87	56	40	4
6/22/85	54	37	9
5/83	33	43	24
6/81	38	40	22
6/79	19	61	20
9/78	29	49	22
6/77	34	42	24
6/75	29	54	17
8/74	48	35	17

*1/23/88 and previous: Gallup

8. Do you approve or disapprove of the way your own representative to the U.S. House of Representatives in Congress is handling his or her job?

	Approve	Disapprove	No opinion
8/6/06	55	37	7
5/15/06	62	31	7
4/9/06	59	34	6
1/26/06	64	30	6
12/18/05	65	29	6
11/2/05	60	33	7
6/5/05	61	32	8
9/26/02	64	27	9
7/15/02	68	23	9
11/1/98	72	20	8
11/1/98 LV	73	23	5
10/18/98	68	20	11
10/18/98 LV	67	25	9
9/28/98	70	21	10
9/28/98 LV	71	23	6
7/12/98	70	18	12
1/19/98	74	19	7
4/5/95	65	25	9
10/31/94	51	38	11
10/23/94	49	43	8
9/11/94	53	35	12
6/26/94	59	31	10
3/27/94	62	26	12
1/17/93	60	29	11
4/9/92	47	39	13
3/18/92	49	40	11
2/2/92	56	32	12
12/15/91	60	28	12
10/21/91	64	27	9
6/2/91	61	26	14
10/14/90	64	29	7
5/23/89	71	18	11

9. Whether or not you agree with them, do you think the Democrats are or are not offering the country a clear direction that's different from the Republicans?

	Yes, they are	No, they are not	No opin.
8/6/06	48	47	5
5/15/06	44	52	4
11/2/05	44	51	5

10. Which political party, the (Democrats) or the (Republicans), do you think (ITEM):

8/6/06 - Summary Table*

	Dems	Reps	Both (vol.)	Neither (vol.)	No opin.
a. is more concerned with the needs of people like you	56	30	1	12	2
b. has stronger leaders	34	52	4	6	5

*Half sample asked item a, other half asked item b.

Trend:

a. is more concerned with the needs of people like you

	Democrats	Republicans	Both (vol.)	Neither (vol.)	No op.
8/6/06	56	30	1	12	2
11/2/05	56	33	1	9	1

b. has stronger leaders

	Democrats	Republicans	Both (vol.)	Neither (vol.)	No op.
8/6/06	34	52	4	6	5
1/26/06	41	47	3	6	3
11/2/05	35	51	5	8	2

11. Generally would you say your mood is anti-incumbent, meaning you're inclined to vote for challengers who are running for public office, or would you say your mood is pro-incumbent, meaning you're inclined to vote to re-elect people already in public office?

	Anti- incumbent	Pro- incumbent	Neither (vol.)	No opinion
8/6/06	53	29	13	4
6/25/94	54	29	13	4

12. If a candidate for Congress supports the Bush administration's policies in Iraq, would that make you more likely to (support) that candidate for Congress, more likely to (oppose) that candidate, or wouldn't it make much difference in your vote?

	More likely to support	More likely to oppose	Wouldn't make much difference	No opin.
8/6/06	23	38	39	1

Compare to: If a candidate for Congress supports Bush in many areas, would that make you more likely to (support) that candidate for Congress, more likely to (oppose) that candidate, or wouldn't it make much difference in your vote?

	More likely to support	More likely to oppose	Wouldn't make much difference	No opin.
11/2/05	18	34	48	1

13. All in all, considering the costs to the United States versus the benefits to the United States, do you think the war with Iraq was worth fighting, or not? Do you feel that way strongly or somewhat?

	--- Worth fighting ---			--- Not worth fighting ---			No op.
	NET	Strongly	Somewhat	NET	Somewhat	Strongly	
8/6/06	39	29	10	59	12	47	1
6/25/06	40	25	15	58	13	45	2
5/15/06	37	24	14	62	12	50	1
4/9/06	41	30	11	58	10	48	1
3/5/06	42	29	14	57	11	46	1
1/26/06	44	32	12	55	13	42	1
1/8/06	43	30	13	55	12	43	2
12/18/05	46	33	14	52	11	42	1
11/2/05	39	25	13	60	12	48	1
8/28/05	46	33	12	53	9	44	1
6/26/05	46	33	13	53	10	43	1
6/5/05	41	29	12	58	12	46	1
4/24/05	44	31	13	54	12	42	2
3/13/05	45	34	11	53	11	42	2
1/16/05	44	32	12	55	10	45	1
12/19/04	42	31	11	56	10	47	2
10/3/04 LV	49	34	15	48	11	37	3
9/26/04 RV	46	35	12	51	8	42	3
9/8/04 RV	51	38	13	45	10	34	4
8/29/04 RV	48	34	14	50	11	39	2
7/25/04	49	36	13	48	11	37	3
6/20/04	47	32	14	52	13	39	2
5/23/04	48	35	13	50	13	37	1
5/6/04	49	NA	NA	47	NA	NA	5
4/18/04	51			47			2
3/7/04	52			44			3
2/11/04	48			50			2
1/18/04	56			41			3
12/21/03	59			39			2
12/14/03	53			42			5
11/16/03	52			44			4
10/29/03	54			44			2
10/13/03	54			44			2
9/13/03	61			37			2
9/7/03	54			42			4
8/24/03	57			37			5
8/11/03	61			35			4
7/10/03	57			40			3
6/22/03	64			33			3
4/30/03	70	"	"	27	"	"	4
2/2/92*	66	NA	NA	32	NA	NA	2
7/28/91	67			30			3
6/2/91	70			26			3
3/4/91	86	"	"	13	"	"	1

*2/2/92 and previous: "the Persian Gulf war"; 3/4/91: "this war"

14. Do you think the number of U.S. military forces in Iraq should be (increased), (decreased), or kept about the same?

	Increased	Decreased	Kept about the same	No opinion
8/6/06	17	53	27	3
5/15/06	15	54	27	4
4/9/06	13	54	31	2
3/5/06	11	52	34	3
12/18/05	9	52	36	3
11/2/05	15	47	36	3
8/28/05	21	41	35	4
6/26/05	16	38	44	2
3/13/05	15	44	36	4

15. (IF DECREASED, Q14) Should all U.S. forces in Iraq be withdrawn immediately, or should they be decreased, but not all withdrawn immediately?

	Withdrawn immediately	Decreased but not withdrawn immediately	No opinion
8/6/06	33	66	1
5/15/06	31	68	1
4/9/06	28	72	1
3/5/06	33	67	*
12/18/05	23	77	0
11/2/05	38	61	*
8/28/05	33	66	1
6/26/05	34	66	1
3/13/05	27	72	1

14/15 NET:

	Increased	NET	----- Decreased ----- All/immed.	Not all/not immed.	DK	Kept about the same	No op.
8/6/06	17	53	18	35	*	27	3
5/15/06	15	54	17	37	*	27	4
4/9/06	13	54	15	39	1	31	2
3/5/06	11	52	17	35	*	34	3
12/18/05	9	52	12	40	*	36	3
11/2/05	15	47	18	29	*	36	3
8/28/05	21	41	13	27	*	35	4
6/26/05	16	38	13	25	*	44	2
3/13/05	15	44	12	31	1	37	4

16. Would you describe Iraq as currently in a civil war, not in a civil war but close to one, or is the situation less severe than that?

	Currently in a civil war	Not in a civil war but close to one	Situation less severe than that	No op.
8/6/06	34	51	12	3
4/9/06	30	49	18	3

17. (HALF SAMPLE) Do you think the Bush Administration does or does not have a clear plan for handling the situation in Iraq?

	Does	Does not	No opinion
8/6/06	33	64	3
6/25/06	35	64	2
3/5/06	34	65	*
12/18/05	40	59	1

3/13/05	42	57	2
5/23/04	40	58	2
5/6/04	38	57	5
4/18/04	45	53	2
3/7/04	43	53	3
12/21/03	48	47	5
10/13/03	42	53	5
9/13/03	42	55	2

18. (HALF SAMPLE) Do you think the Democrats in Congress do or do not have a clear plan for handling the situation in Iraq?

	Do	Do not	No opinion
8/6/06	27	66	6
6/25/06	24	71	5
3/5/06	24	70	6
12/18/05	23	74	3

19-28. Separately released.

END