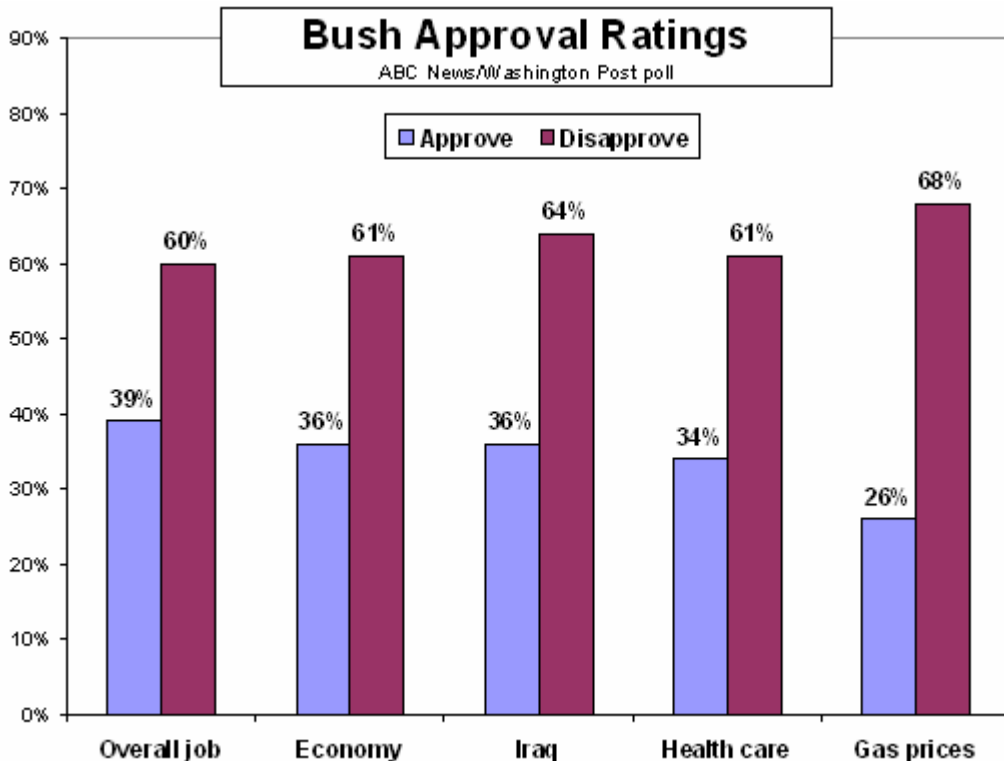


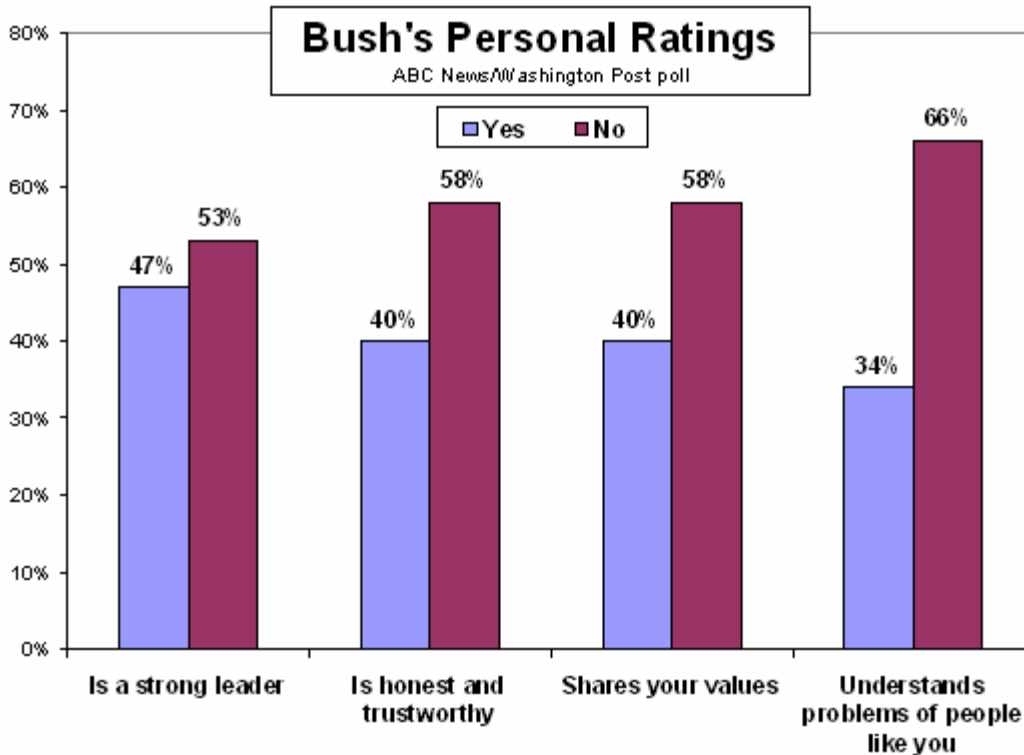
On Iraq, Economy and Ethics, a Perfect Storm Bedevils Bush

An increasingly unpopular war, an ethics cloud and broad economic discontent have pushed public opinion of the Bush administration from bad to worse, infecting not only the president's ratings on political issues but his personal credentials for honesty and leadership as well.

George W. Bush's approval ratings for handling his job, Iraq, terrorism and the economy are all at career lows. Sixty percent of Americans disapprove of his work in office overall, a level unseen since recession chased his father from office.



With an indictment in the White House, just 40 percent call Bush honest and trustworthy, fewer than half for the first time, and 67 percent rate his handling of ethics in government negatively. Fewer than half call him a strong leader, another first. Two-thirds say he doesn't understand their problems and nearly six in 10 say he doesn't share their values – again career-worst personal ratings on these attributes.



On Iraq, a new high, 55 percent, say the Bush administration intentionally misled the American public in making its case for war, up 12 points from last spring. Sixty percent say the war was not worth fighting, up seven points just since August to another high.

And here at home, with gasoline at \$2.48 a gallon even if down from its peak, 65 percent say the economy is in bad shape and 68 percent say the nation is on the “wrong track,” the most since 1996. The main reasons given: the economy, Iraq, and Bush himself.

Adding to his woes, 59 percent in this ABC News/Washington Post poll say Bush’s right hand man, Karl Rove, should resign.

INTENSITY – A striking feature of the president's predicament is the intensity of sentiment against him. Just 20 percent of Americans “strongly” approve of his work in office, the fewest of his career; more than twice as many, 47 percent, strongly disapprove, the most yet seen.

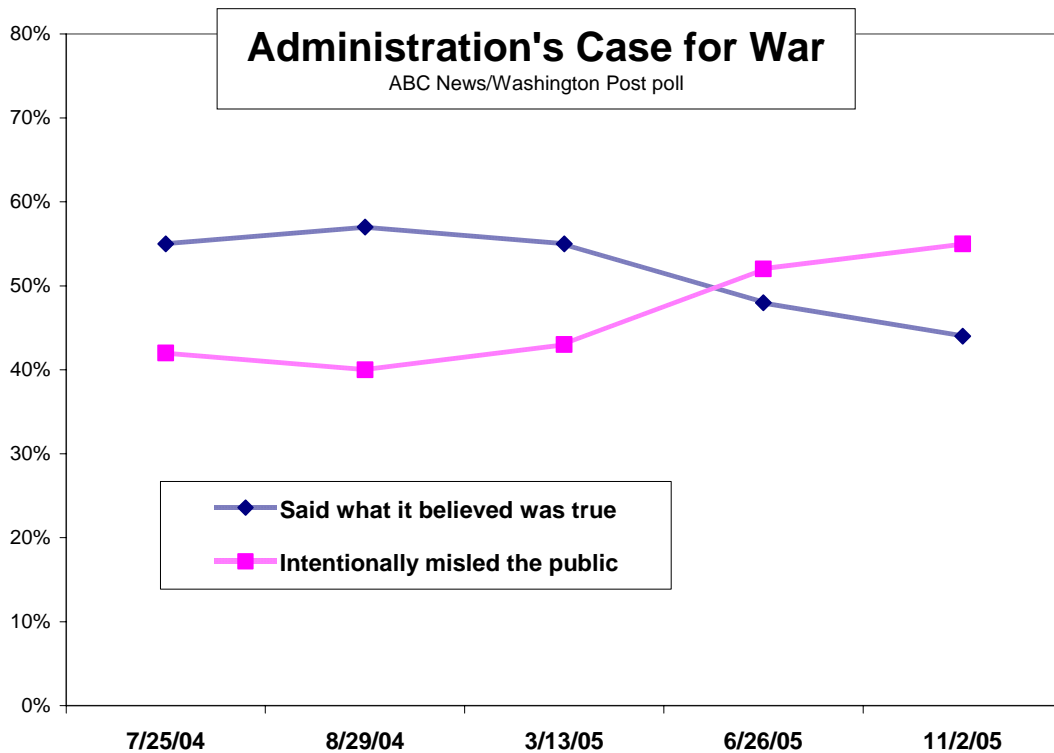
Even in his own party, just under half of Republicans, 49 percent, now strongly approve of Bush’s job performance; it was 71 percent at the start of the year, a huge 22-point fall in home-crowd intensity. And it’s a similar story among conservatives, another core Bush group: Their strong approval has fallen 14 points this year, to 38 percent.

In another measure of intensity, 25 percent of Americans say they’re “angry” with the Bush administration, three times as many as are “pleased” with it.

Intensity follows through on views of the Iraq war: In still another first, the number of Americans who feel strongly that the war was not worth fighting now outnumber their opposites by nearly 2-1, 48 percent vs. 25 percent.

STORM – Bush has been pushed well below roughly 50-50 approval – where he'd lingered since early 2004 – by a perfect storm of political setbacks.

First was Iraq, where U.S. military casualties spiked in August, then spiked again in October; they're the fourth and fifth highest casualty months of the 33-month war. Total U.S. military casualties hit 2,000 last week.



In this poll, 73 percent of Americans call the level of U.S. military casualties in Iraq “unacceptable,” and fewer than half, 46 percent, think the war has contributed to the long-term security of the United States. Security is the positive side of cost-benefit evaluations of the war; without it balancing the costs, support for the war goes down. And indeed just 39 percent now say the war was worth fighting.

Doubts about Iraq are inspired not just by casualties, but also by questions about progress there. Fifty-five percent think the United States is not making good progress in terms of restoring civil order; and despite the passage of a new Iraqi constitution, the public only divides evenly, 47-48 percent, on whether the United States is making progress toward establishing a democratic government there.

KATRINA and GAS – On top of the difficulties in Iraq came the troubled federal response to Hurricane Katrina, which incited doubt about Bush’s leadership and reliability in a crisis, the central aspects of his personal support.

Moreover, while never as strong, Bush’s rating for empathy – understanding the problems of people like you – is down to 34 percent, 10 points lower than Bill Clinton’s worst. Empathy is the cartilage that can protect a president in tough times; its perceived absence contributes to Bush’s current troubles.

Gasoline prices were rising even before Katrina; immediately after it made landfall they hit a record, \$3.07 a gallon, and consumer confidence tanked. While gas prices have eased since, economic complaints continue apace. Bush’s 61 percent disapproval for handling the economy is the worst since his father’s 72 percent in summer 1992.

While the Harriet Miers short-circuit didn’t help, the next, more serious straw was the indictment of Lewis “Scooter” Libby. Fifty-two percent in this survey think the case indicates broader problems with ethical wrongdoing within the administration. Few, 13 percent, think Bush himself did anything illegal; nonetheless, as noted, 58 percent now say Bush is not honest and trustworthy, a majority for the first time in his presidency.

TWO PILLARS – The extent of Bush’s difficulties are reflected in the damage to the two pillars of his support – professionally, his rating on handling terrorism; and personally, his reputation as a strong leader.

Handling the nation’s response to terrorism – the issue that got Bush re-elected – is still his best by a substantial margin. But even here just 48 percent approve – fewer than half for the first time, down from 56 percent in late August and down from a career average, up until now, of 69 percent.

Republicans still are with Bush – 86 percent approve of his work on terrorism – but that plummets to 39 percent among independents, the quintessential swing group (and barely over two in 10 Democrats).

Similarly, 47 percent of Americans call Bush a strong leader, also fewer than half for the first time, and down from a previous career average of 65 percent. Again it’s the political center that’s moved; just 42 percent of independents now call Bush a strong leader; 58 percent think not.

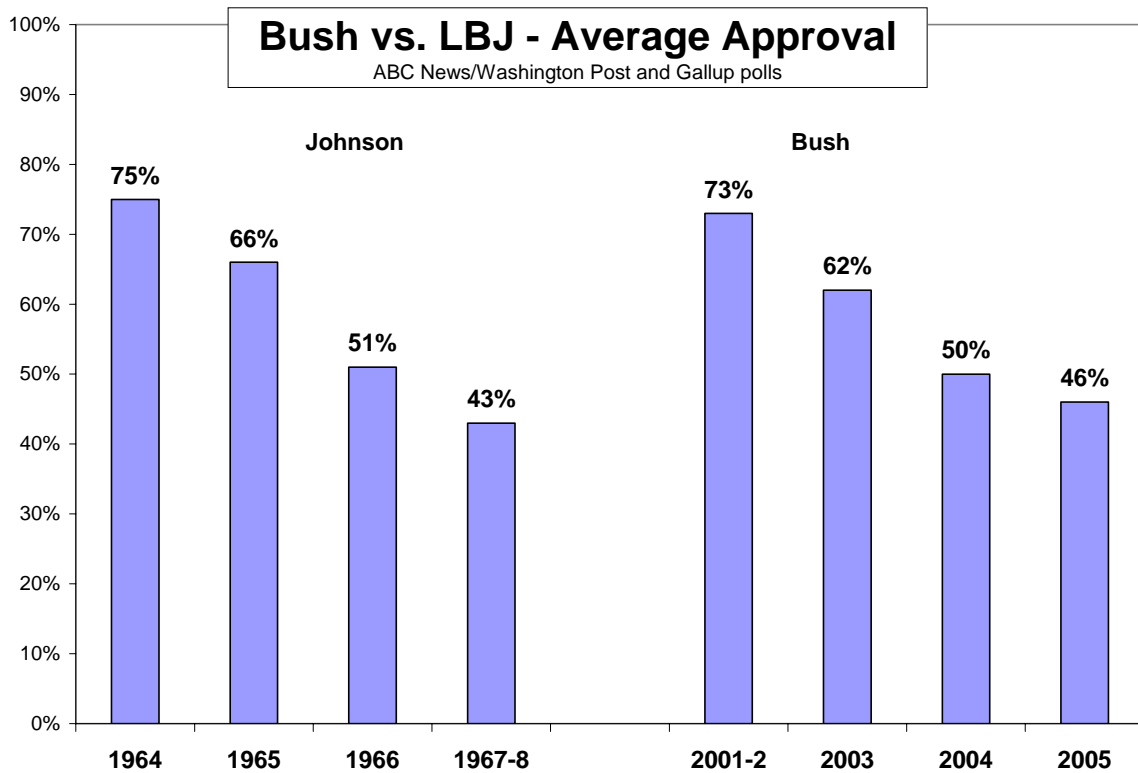
CONFIDENCE and HISTORY – Measures of confidence tell a similar story: Just 29 percent of Americans express substantial confidence in the Bush administration, while 71 percent don’t. And nearly half, 49 percent, say their confidence in the administration has been decreasing lately, while a scant two percent say it’s been rising. Even among Republicans and conservatives, about a third say their confidence has decreased.

But history shows that tides of opinion can turn. In late 1995 just 25 percent expressed confidence in the Clinton administration. That improved for Clinton in a retrospective measurement at the end of his presidency five years later.

Job Approval: Career Lows

Bush	39%
Clinton	43
GHW Bush	33
Reagan	42
Carter	28
Ford	37
Nixon	23
Johnson	35
Kennedy	56
Eisenhower	48

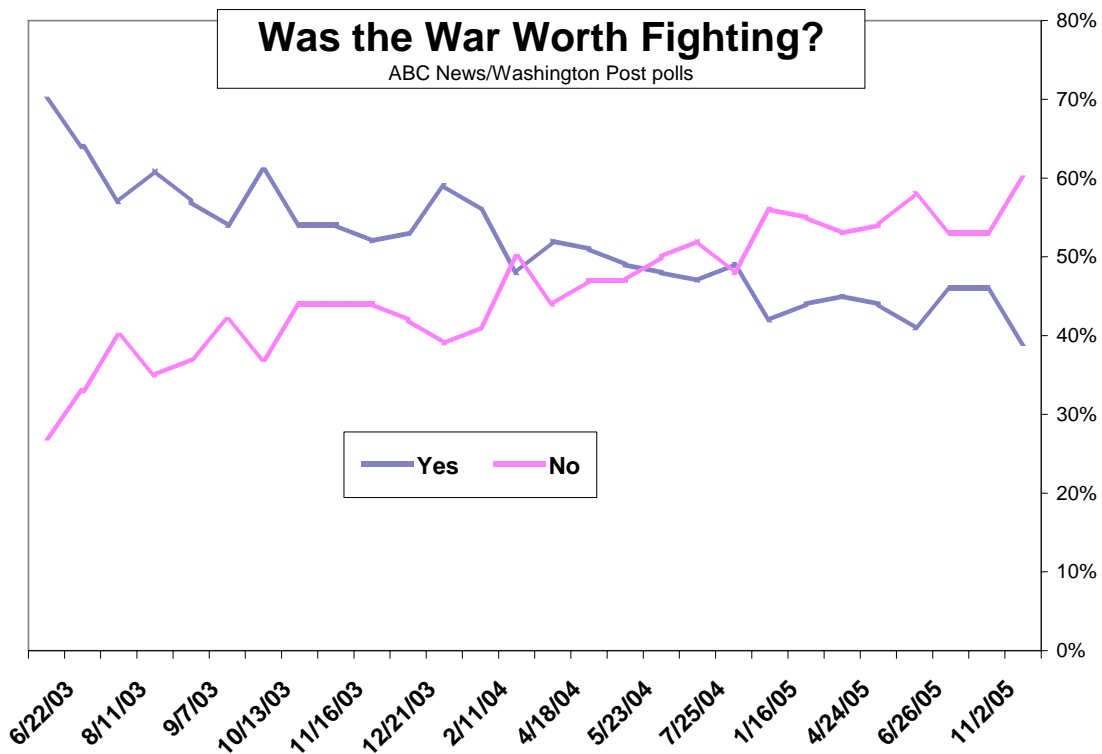
Still, Bush's troubles stand out, in large part because they're rooted not just in economic concerns but in an increasingly unpopular war. That invites comparisons to Lyndon B. Johnson, whose approval rating suffered each year as the country became more enmeshed in Vietnam – dropping in Gallup data from 75 percent on average in 1964 to 43 percent in 1967 and 1968. Bush, for his part, has gone from an average of 73 percent approval in 2000 and 2001 to 46 percent, on average, so far this year. The trend lines are strikingly similar.



Notably, the number of Americans who say the war in Iraq was not worth fighting, at 60 percent, is higher than the number who said in 1968 that the Vietnam war was a mistake, a high of 54 percent. That grew to 61 percent by 1971, by which time it was Richard Nixon's problem.

IRAQ – The public's concerns about Iraq continue to be mixed with a sense of obligation, although this, too, has ebbed. Fifty-two percent of Americans say the United States should keep its military forces in Iraq until public order is restored there, even if that means continued U.S. military casualties.

While still more than half, this is a new low, down from 58 percent in June and 66 percent in spring 2004. And it's a question that inspires deep divisions: Sixty percent of men say the United States should stay; that declines to 45 percent of women (who tend generally to express less support for military action). And 75 percent of Republicans say the United States should stay, compared with 49 percent of independents and barely over a third of Democrats.



Examined another way, just under half of Americans, 47 percent, favor decreasing the number of U.S. military forces in Iraq, up by nine points since June. Among the rest, 36 percent say the current troop level should stay the same, and 15 percent think it should be increased. (Those who favor decreasing the deployment include the 18 percent of Americans who'd like to see all U.S. troops withdrawn immediately.)

ETHICS – Finally, views on the latest White House headache, the CIA leak case, are quite similar to where they stood in an ABC/Post poll just after the Libby indictment last week. Seven in 10 call it a serious case and just about three in 10 see political motivations behind the indictment.

More people think Rove did something wrong than not, by 49-26 percent. Fewer, 26 percent, think he did something illegal (rather than unethical), but this has gained eight points since the weekend. Interestingly, more people think Rove should resign than think he did something wrong in the Libby case, indicating that some don't like him for other reasons.

The public continues to divide, now by 45-41 percent, on whether Libby's former boss, Vice President Dick Cheney, did anything wrong; but fewer, 21 percent, think Cheney did something illegal. A third think Bush did anything wrong, and just 13 percent think he broke a law – a small measure of comfort for a president in a serious rough patch.

METHODOLOGY – This ABC News/Washington Post poll was conducted by telephone Oct. 30-Nov. 2, 2005, among a random national sample of 1,202 adults. The results have a three-point error margin. Fieldwork by TNS of Horsham, PA.

Analysis by Gary Langer.

ABC News polls can be found at ABCNEWS.com at <http://abcnews.com/pollvault.html>.

Media contact: Cathie Levine, (212) 456-4934.

Full results follow (*= less than 0.5 percent).

1. Do you approve or disapprove of the way George W. Bush is handling his job as president? Do you approve/disapprove strongly or somewhat?

	----- Approve -----			----- Disapprove -----			No
	NET	Strongly	Somewhat	NET	Somewhat	Strongly	opin.
11/2/05	39	20	18	60	13	47	1
10/29/05	39	22	17	58	13	45	3
9/11/05	42	27	15	57	12	45	1
8/28/05	45	27	18	53	12	41	2
6/26/05	48	27	21	51	11	40	1
6/5/05	48	27	21	52	14	38	1
4/24/05	47	25	22	50	13	38	3
3/13/05	50	31	19	48	11	37	3
1/31/05	50	34	15	45	11	34	5
1/16/05	52	33	19	46	11	35	2
12/19/04	48	27	21	49	12	38	2
10/20/04	50	30	20	46	11	35	4
10/17/04 LV	54	35	19	45	9	36	2
10/16/04 LV	54	35	19	44	10	34	2
10/15/04 LV	54	35	19	44	10	34	2
10/3/04 LV	53	36	17	46	11	34	1
9/26/04	50	33	18	45	13	32	5
9/8/04	52	35	17	43	11	32	5
8/29/04	50	31	19	47	13	34	3
8/1/04	47	28	18	49	13	36	5

7/25/04	50	32	19	47	13	34	3
7/11/04	48	31	17	50	11	39	2
6/20/04	47	30	17	51	13	39	1
5/23/04	47	31	17	50	14	36	3
4/18/04	51	33	18	47	13	34	1
3/7/04	50	32	18	48	12	36	2
2/11/04	50	30	21	47	14	34	2
1/18/04	58	35	24	40	9	30	2
12/21/03	59	39	21	38	15	23	3
12/14/03	57	37	20	39	10	29	5
12/7/03	53	32	21	40	13	27	7
11/16/03	57	34	23	39	11	28	4
10/29/03	56	30	26	42	13	29	2
10/13/03	53	33	20	43	13	29	4
9/30/03	54	34	20	44	15	29	2
9/13/03	58	35	23	40	14	27	2
9/7/03	56	34	22	41	13	28	4
8/11/03	59	37	22	37	14	23	4
7/10/03	59	35	24	38	13	25	3
6/22/03	68	45	23	29	11	18	4
4/30/03	71	50	22	26	17	9	3
4/16/03	74	52	22	23	9	14	3
4/9/03	77	58	19	20	6	14	4
4/3/03	71	54	16	25	7	19	4
3/23/03	68	NA	NA	27	NA	NA	4
3/20/03	67	NA	NA	28	NA	NA	5
3/2/03	62	38	23	35	13	22	4
2/23/03	60	NA	NA	34	NA	NA	6
2/9/03	64	42	21	34	14	20	3
2/1/03	62	41	21	34	13	22	4
1/28/03	62	43	19	36	13	23	2
1/27/03	59	39	21	37	15	22	4
1/20/03	59	36	23	38	16	22	2
12/15/02	66	37	28	32	12	20	2
11/4/02	LV 67	45	23	31	12	20	1
11/3/02	LV 67	45	22	32	12	20	1
11/2/02	LV 67	47	20	32	9	23	1
10/27/02	67	39	28	29	13	16	4
9/26/02	67	42	25	30	12	18	3
9/8/02	71	42	28	27	12	15	3
7/28/02	69	39	31	28	14	14	3
7/15/02	72	42	31	25	12	13	2
6/17/02	74	42	32	22	9	13	4
6/9/02	77	41	36	20	9	11	3
5/19/02	76	48	28	22	8	13	3
4/21/02	78	47	31	20	9	10	2
3/28/02	79	49	30	18	8	10	3
3/10/02	82	52	30	16	9	7	2
1/27/02	83	56	27	14	7	7	3
12/19/01	86	64	22	12	6	6	2
11/27/01	89	69	21	9	4	5	1
11/6/01	89	65	24	9	5	4	2
10/9/01	92	76	16	6	3	3	1
9/27/01	90	70	20	6	3	3	4
9/13/01	86	63	23	12	5	6	2
9/9/01	55	26	29	41	20	22	3
8/12/01	61	28	33	31	14	17	8
7/30/01	59	28	30	38	17	22	3
6/3/01	55	27	28	40	18	22	6
4/22/01	63	33	30	32	16	16	5
3/25/01	58	NA	NA	33	NA	NA	8
2/25/01	55	NA	NA	23	NA	NA	22

2. Do you approve or disapprove of the way Bush is handling (ITEM)?

11/2/05 - Summary Table*

	Approve	Disapprove	No op.
a. The situation in Iraq	36	64	1
b. The situation with gasoline prices	26	68	5
c. The US campaign against terrorism	48	51	1
d. The economy	36	61	3
e. Health care	34	61	5

*Item a asked of full sample. Items b-c asked half sample, items d-e asked of other half sample.

Trend:

a. The situation in Iraq

	----- Approve -----			----- Disapprove -----			No opin.
	NET	Strongly	Somewhat	NET	Somewhat	Strongly	
11/2/05	36	20	15	64	13	51	1
9/11/05	38	NA	NA	62	NA	NA	1
8/28/05	42	28	14	57	11	46	1
6/26/05	43	25	18	56	12	44	1
6/5/05	41	NA	NA	58	NA	NA	1
4/24/05	42			56			2
3/13/05	39			57			4
1/16/05	40			58			2
12/19/04	42			57			1
9/26/04 RV	47			50			3
8/29/04 RV	47			51			2
7/25/04	45			53			2
6/20/04	44			55			2
5/23/04	40			58			2
4/18/04	45			54			1
3/7/04	46			53			1
2/11/04	47			52			1
1/18/04	55			42			2
12/21/03	60			39			2
12/14/03	58			38			4
11/16/03	48			48			4
10/29/03	47			51			2
10/13/03	51			47			2
9/29/03	50			47			3
9/13/03	52			46			2
9/7/03	49			47			4
8/24/03	56			37			7
8/11/03	56			41			3
7/10/03	58			41			2
6/22/03	67			30			2
4/30/03	75	"	"	22	"	"	2
3/27/03*	69			26			5
3/23/03	71			26			3
3/20/03	65			29			5
3/17/03	64			29			7
3/9/03	55			38			8
2/23/03	55			39			6
2/9/03	61			37			2
2/5/03	61			32			7
2/1/03	61			35			3
1/28/03	58			38			4
1/27/03	57			40			3

1/20/03	50		46		4
12/15/02	58		37		5
11/4/02	LV 56		40		4
11/3/02	LV 57		40		4
11/2/02	LV 56		41		3
10/27/02	57		38		5
9/26/02	58		39		3
9/14/02	65		31		4
8/29/02	52	"	36	"	12
*3/27/03 and previous: "The situation with Iraq and Saddam Hussein"					

b. The situation with gasoline prices

	Approve	Disapprove	No opinion
11/2/05	26	68	5
9/11/05	25	72	3
8/28/05	22	73	6

c. The US campaign against terrorism

	Approve	Disapprove	No opinion
11/2/05	48	51	1
9/11/05	50	47	3
8/28/05*	56	43	2
6/5/05	50	49	1
4/24/05	56	41	3
3/13/05	59	38	3
1/16/05	61	38	2
12/19/04	53	43	3
9/26/04	RV 59	38	3
8/29/04	RV 60	37	3
7/25/04	57	40	4
6/20/04	50	48	2
5/23/04	58	39	4
4/18/04	63	35	2
3/7/04	63	34	3
2/11/04	64	34	2
1/18/04	66	33	2
12/21/03	70	28	2
10/29/03	63	35	2
10/13/03	66	30	4
9/13/03	70	27	3
9/7/03	67	28	5
4/30/03	79	19	2
2/9/03	74	23	4
2/1/03	75	21	3
1/27/03	72	26	2
1/20/03	71	25	4
12/15/02	79	20	1
11/4/02	LV 76	22	1
11/3/02	LV 77	22	3
11/2/02	LV 78	21	2
10/27/02	74	23	4
9/26/02	70	28	2
9/8/02	74	24	2
7/28/02	81	17	2
7/15/02	83	15	2
5/19/02*	79	19	3
4/21/02*	81	18	2
3/10/02*	88	10	2
1/27/02	88	10	2
12/19/01*	89	9	2
10/15/01*	92	5	3

*Asked very/somewhat follow-up

d. The economy

	Approve	Disapprove	No opinion
11/2/05	36	61	3
9/11/05	40	58	2
8/28/05	44	54	3
6/5/05	40	58	2
4/24/05	40	57	3
3/13/05	43	55	2
1/16/05	46	52	2
12/19/04	46	51	3
9/26/04 RV	47	50	4
8/29/04 RV	45	52	3
7/25/04	47	50	3
6/20/04	46	53	1
5/23/04	44	54	2
4/18/04	44	54	2
3/7/04	39	59	1
2/11/04	44	54	2
1/18/04	51	47	2
12/21/03	51	44	5
11/16/03	48	49	3
10/29/03	45	53	2
10/13/03	45	52	2
9/13/03	42	56	3
9/7/03	44	51	5
8/11/03	45	51	5
7/10/03	47	49	4
4/30/03	52	45	3
2/9/03	47	49	4
2/1/03	44	52	4
1/28/03	46	49	4
1/27/03	47	47	5
1/20/03	43	53	4
1/5/03	50	43	7
12/15/02	50	46	4
11/4/02 LV	53	45	2
11/3/02 LV	52	46	2
11/2/02 LV	55	43	2
10/27/02	51	43	6
9/26/02	51	47	3
9/8/02	57	40	4
7/28/02	57	39	4
7/15/02	58	38	3
4/21/02	64	33	3
1/27/02	62	34	4
12/19/01	67	27	6
11/6/01	72	23	5
9/9/01	48	48	4
7/30/01	52	45	3
6/3/01	53	41	6
4/22/01	55	38	7
3/25/01	50	42	8

e. Health care

	Approve	Disapprove	No opinion
11/2/05	34	61	5
3/13/05	44	48	8
1/16/05	42	51	6
12/19/04	37	56	7

8/29/04 RV	39	55	6
7/25/04	38	53	9
6/20/04	39	57	4
4/18/04*	33	61	5
3/7/04	32	62	6
2/11/04	32	62	6
1/18/04	37	55	8
12/21/03	34	56	10
10/29/03	28	63	9
10/13/03	30	60	10
9/13/03	32	61	7
4/30/03	34	57	9
1/28/03	40	47	13
1/20/03	36	51	13
12/15/02	33	58	9

*4/18/04 and previous: "The cost, availability and coverage of health insurance"

3. Held for release.

4. Do you think things in this country (are generally going in the right direction) or do you feel things (have gotten pretty seriously off on the wrong track)?

	Right direction	Wrong track	No opin.
11/2/05	30	68	2
10/24/04 LV	41	55	4
4/18/04	42	57	1
4/30/03	52	46	2
9/26/02	43	53	4
2/21/02	54	42	4
2/14/99	55	41	4
11/1/98	55	43	2
11/1/98 LV	55	44	1
8/21/98	57	40	4
7/12/98	50	45	6
4/4/98	55	41	4
1/31/98	61	34	5
1/30/98	61	34	5
1/19/98	44	50	6
8/27/97	39	57	4
6/8/97	37	60	3
3/9/97	34	62	4
10/17/96 RV	40	55	5
10/16/96 RV	42	53	5
10/15/96 RV	43	52	5
10/14/96 RV	44	51	5
10/13/96 RV	44	51	5
9/04/96 RV	40	54	6
8/21/96	28	67	5
6/30/96	26	70	5
3/17/96	27	70	3
1/21/96	27	66	6
1/3/96	21	77	3
4/5/95	23	73	3
1/4/95	27	68	6
10/31/94	27	69	4
7/20/94	26	70	4
3/27/94	28	69	3
1/23/94	31	60	10
11/14/93	25	69	6

8/8/93	26	71	3	
6/20/93	26	71	3	
4/26/93	27	71	2	
3/11/93	36	57	7	
2/28/93	37	59	4	
1/17/93	31	63	6	
12/14/92	35	60	5	
10/27/92	RV	22	76	2
10/4/92	RV	18	78	4
6/7/92	14	83	3	
4/9/92	16	81	3	
3/11/92	18	79	4	
1/15/92	19	78	3	
11/10/91	24	72	4	
10/29/91	26	71	3	
8/27/91	31	60	9	
7/28/91	30	67	3	
6/2/91	39	57	4	
4/9/91	42	51	7	
2/26/91	58	39	3	
1/27/91	49	48	4	
10/14/90	19	79	2	
9/9/90	36	60	4	
8/20/90	35	60	5	
7/24/90	37	60	2	
5/21/90	39	60	2	
3/26/90	44	53	2	
2/4/90	49	48	3	
1/16/90	48	49	3	
5/23/89	42	55	3	
3/16/89	46	52	2	
1/16/89	LV	51	46	3
10/25/88	RV	49	46	6
9/27/88	48	44	8	
7/11/88	40	56	4	
5/25/88	35	59	6	
3/21/88	40	56	4	
1/23/88	39	59	2	
12/13/87	49	47	4	
12/2/87	35	61	4	
9/23/87	43	54	4	
6/29/87	35	62	3	
4/13/87	37	60	3	
3/9/87	38	58	4	
1/18/87	39	56	5	
9/8/86	50	48	2	
1/26/86	45	47	8	
7/29/85	52	43	6	
1/16/85	59	36	4	
5/22/84	47	48	5	
12/13/83	43	51	6	
11/7/83	51	44	5	
4/12/83	41	54	4	
3/2/83	43	53	3	
1/25/83	58	39	3	
1/25/83	43	52	4	
10/11/82	35	57	8	
1/30/82	39	56	5	
2/80	20	70	10	
2/78	34	53	13	
2/77	41	44	14	
10/75	19	71	9	
10/74	15	75	11	

5. (IF WRONG TRACK) What's the main reason you feel that way?

	11/2/05	
Economy, jobs, gas prices, prices, low income, debt, finances	30	
War in Iraq	21	
Problems with Bush	15	
Distrust of politicians, government, Washington, ethics in government/ corruption	7	
Problems too big	6	
Moral decline/lack of religious faith	6	
Environmental problems/global warming	3	
Problems with Republicans/conservatives (not specifically Bush)	2	
Terrorism/threat of terrorism	1	
Health care	1	
Illegal immigrants	1	
Problems/issues not being resolved	1	
Ignoring domestic issues	1	
Everything	1	
Problems with Democrats/liberals	*	
Foreign policy	*	
Other	4	
No opinion	*	

6. Please tell me whether the following statement applies to Bush or not.

11/2/05 - Summary Table*

	Yes	No	No op.
a. He understands the problems of people like you	34	66	1
b. He is a strong leader	47	53	*
c. He can be trusted in a crisis	49	49	2
d. He is honest and trustworthy	40	58	2
e. He shares your values	40	58	2

*Half sample asked items a-c, other half asked items d-e.

Trend:

a. He understands the problems of people like you

	Yes	No	No op.
11/2/05	34	66	1
9/11/05	38	61	1
8/28/05	40	59	1
4/24/05	40	58	2
1/16/05	43	56	1
5/23/04	42	57	1
4/18/04	41	57	2
3/7/04	41	57	2
2/11/04	41	57	2
1/18/04	43	56	1
12/21/03	45	53	2
10/29/03	40	58	2
9/13/03	48	51	1
4/30/03	51	48	1

12/15/02	51	47	2
7/15/02	57	41	2
1/27/02	61	37	2
7/30/01	45	54	2
4/22/01	47	51	2
11/4/00 LV	49	46	5
10/24/00 LV	50	46	3
10/15/00 RV	46	46	7
10/9/00 RV	50	44	6
9/6/00 RV	47	49	4
8/20/00 RV	50	46	5
7/23/00	44	51	5
6/11/00	48	47	5
4/2/00	48	46	6
3/11/00	47	47	6
2/27/00	43	51	6
2/6/00	43	52	5
1/16/00	46	49	6
12/15/99	47	46	7
10/31/99	54	39	7
9/2/99	50	39	11
3/14/99	52	27	21

b. He is a strong leader

	Yes	No	No op.
11/2/05	47	53	*
9/11/05	50	50	*
5/23/04	62	37	1
4/18/04	64	36	1
3/7/04	63	36	1
2/11/04	61	38	1
12/21/03	67	32	2
10/29/03	62	37	1
9/13/03	66	34	*
4/30/03	74	25	*
12/15/02	75	23	2
7/15/02	75	24	1
7/30/01	55	43	2
4/22/01	53	42	5
10/9/00 RV	62	33	5
9/6/00 RV	65	28	7
8/20/00 RV	65	29	5
8/10/00 RV	67	29	5
7/23/00 RV	61	33	6
7/23/00	62	32	5
6/11/00	65	30	6
4/2/00	68	27	5
3/11/00	63	31	6
2/27/00	62	32	6
2/6/00	65	30	7
1/16/00	65	28	7
12/15/99	67	26	7
10/31/99	77	18	5
9/2/99	70	18	12
3/14/99	68	13	20

c. He can be trusted in a crisis

	Yes	No	No op.
11/2/05	49	49	2
9/11/05	49	49	2

5/23/04	60	39	1
7/30/01	60	37	3
4/22/01	65	32	4
12/15/99	62	27	11
9/2/99	58	22	19

d. He is honest and trustworthy

	Yes	No	No op.
11/2/05	40	58	2
5/23/04	53	45	2
4/18/04	55	44	1
3/7/04	54	45	1
2/11/04	52	45	2
10/29/03	59	40	2
9/13/03	60	39	2
12/15/02	70	26	4
7/15/02	71	26	3
7/30/01	63	34	3
4/22/01	62	32	6
11/5/00 LV	60	33	7
11/4/00 LV	61	33	7
10/24/00 LV	65	30	5
10/15/00 LV	57	34	9
10/15/00 RV	53	35	12
9/6/00 RV	62	30	7
7/23/00 RV	61	30	8
7/23/00	59	31	10
12/15/99	63	28	9
10/31/99	68	22	10
9/2/99	63	23	14
3/14/99	67	12	22

e. He shares your values

	Yes	No	No op.
11/2/05	40	58	2
4/24/05	47	51	2
1/16/05	54	45	1
5/23/04	49	50	1

7. Please tell me how much confidence you, yourself, have in the Bush Administration: a great deal, quite a lot, some, or very little?

	---Great deal/A lot---			-----Some/little/none-----				No
	NET	Grt. deal	A lot	NET	Some	Little	None (vol.)	opin.
11/2/05	29	15	14	71	22	41	8	0
12/15/00*	37	18	19	46	32	22	2	7

Compare to:

The Clinton Administration

	---Great deal/A lot---			----Some/little----			None	No
	NET	Grt. deal	A lot	NET	Some	Little	(vol.)	opin.
12/15/00	43	23	20	52	29	23	3	1
12/4/95*	25	9	16	69	36	33	5	1

*12/15/00 prospective; Post/Kaiser/Harvard

8. Would you say your confidence in the Bush administration lately has been (increasing), (decreasing) or has it remained the same?

	Increasing	Decreasing	Remained the same	No opin.
11/2/05	2	49	48	*

9. How do you personally feel about the Bush administration's policies - (enthusiastic, satisfied but not enthusiastic, dissatisfied but not angry, or angry)?

	-----Positive-----			-----Negative-----			No op.
	NET	Enthus.	Satis.	NET	Dissat.	Angry	
11/2/05	38	8	30	62	37	25	1
10/7/04 LV	51	17	34	47	26	22	1
4/18/04	51	13	39	48	30	18	1
3/7/04	49	14	35	51	28	22	*
1/18/04	54	12	42	45	31	15	1
12/21/03	57	16	41	42	29	12	1

10. For each group I name, please tell me if you think it has too much influence in the Bush administration, too little influence or about the right amount.

11/2/05 - Summary Table

	Too much	Too little	Right amount	No opin.
a. People like you	1	71	26	1
b. Conservative religious groups	41	22	32	5

Trend:

a. People like you

	Too much	Too little	Right amount	No opin.
11/2/05	1	71	26	1
9/13/03	5	62	32	2
4/30/03	2	59	37	1
12/15/02	3	61	35	2
1/27/02	3	49	46	2
7/30/01	1	67	30	1

b. Conservative religious groups

	Too much	Too little	Right amount	No opin.
11/2/05	41	22	32	5
12/15/02	28	21	45	7
7/30/01	32	23	42	4

11-21. Held for release.

22. How would you rate Bush's handling of ethics in government - excellent, good, only fair or poor?

	----Excellent/Good----			----Fair/Poor----			No op.
	NET	Excellent	Good	NET	Fair	Poor	
Bush, 11/2/05	32	7	25	67	29	38	1
Bush, 10/29/05	34	11	23	64	29	35	2
Clinton, 1/26/00	37	8	29	62	22	40	1

Reagan, 11/20/88 37 5 32 59 34 25 4

23. Do you think the overall level of ethics and honesty in the federal government has risen, fallen or stayed the same with Bush as president?

	Risen	Fallen	Same	No opin.
Bush, 11/2/05	17	43	39	1
Bush, 10/29/05	15	46	37	2
Clinton, 3/27/94	17	24	58	1
Clinton, 1/23/94	14	23	58	6
Clinton, 1/17/93*	35	13	50	2

*"Will rise, fall or stay the same"

24. Would you describe the state of the nation's economy these days as excellent, good, not so good or poor?

	NET	--- Excellent/Good ---	Good	NET	---- Not so good/Poor ----	Poor	No op.
11/2/05	35	3	32	65	36	29	*
9/11/05	40	3	37	59	37	22	1
6/5/05	44	3	40	56	38	19	*
4/24/05	37	2	35	63	44	20	*
9/26/04 RV	46	3	43	53	38	15	1
8/29/04 RV	45	3	41	55	37	18	*
7/25/04	46	4	42	53	39	14	*
6/20/04	45	4	41	55	38	17	*
4/18/04	43	4	39	57	39	18	*
3/7/04	39	2	37	60	38	22	1
1/18/04	42	3	39	58	42	16	0
12/21/03	42	4	39	57	41	16	1
10/29/03	33	1	32	67	45	23	*
9/13/03	30	2	27	70	45	25	*
8/11/03	32	2	30	68	43	25	*
4/30/03	35	1	34	64	46	19	*
2/9/03	28	1	27	72	49	23	*
1/20/03	25	1	25	74	48	26	1
12/15/02	35	1	33	65	44	21	1
11/4/02 LV	28	1	27	72	55	17	1
11/3/02 LV	27	1	26	72	56	17	1
11/2/02 LV	29	1	28	71	54	17	*
9/26/02	31	2	28	69	50	19	*
7/15/02	39	3	36	61	44	17	1
2/21/02	30	1	29	69	51	18	*
1/27/02	31	1	29	69	50	19	*
9/20/01	38	3	35	60	47	14	2
9/9/01	33	1	32	66	47	19	*
7/30/01	50	3	46	50	39	12	*
4/22/01	50	3	47	50	40	9	*
1/15/01	70	10	59	29	24	6	1
10/27/00 LV	86	24	61	14	11	3	*
10/26/00 LV	86	24	61	14	11	3	*
6/11/00	74	17	57	26	19	6	*
2/27/00	80	25	55	20	14	5	*
10/31/99	74	18	56	26	18	7	1
9/2/99	76	19	57	23	16	6	1
3/14/99	80	22	58	19	15	4	1
11/1/98	73	12	61	26	21	5	1
11/1/98 LV	78	13	65	22	19	3	*
10/13/97	61	12	49	39	27	11	*

25. On another subject: All in all, considering the costs to the United States versus the benefits to the United States, do you think the war with Iraq was worth fighting, or not? Do you feel that way strongly or somewhat?

	--- Worth fighting ---			--- Not worth fighting ---			No op.
	NET	Strongly	Somewhat	NET	Somewhat	Strongly	
11/2/05	39	25	13	60	12	48	1
8/28/05	46	33	12	53	9	44	1
6/26/05	46	33	13	53	10	43	1
6/5/05	41	29	12	58	12	46	1
4/24/05	44	31	13	54	12	42	2
3/13/05	45	34	11	53	11	42	2
1/16/05	44	32	12	55	10	45	1
12/19/04	42	31	11	56	10	47	2
10/3/04 LV	49	34	15	48	11	37	3
9/26/04 RV	46	35	12	51	8	42	3
9/8/04 RV	51	38	13	45	10	34	4
8/29/04 RV	48	34	14	50	11	39	2
7/25/04	49	36	13	48	11	37	3
6/20/04	47	32	14	52	13	39	2
5/23/04	48	35	13	50	13	37	1
5/6/04	49	NA	NA	47	NA	NA	5
4/18/04	51			47			2
3/7/04	52			44			3
2/11/04	48			50			2
1/18/04	56			41			3
12/21/03	59			39			2
12/14/03	53			42			5
11/16/03	52			44			4
10/29/03	54			44			2
10/13/03	54			44			2
9/13/03	61			37			2
9/7/03	54			42			4
8/24/03	57			37			5
8/11/03	61			35			4
7/10/03	57			40			3
6/22/03	64			33			3
4/30/03	70	"	"	27	"	"	4
2/2/92*	66	NA	NA	32	NA	NA	2
7/28/91	67			30			3
6/2/91	70			26			3
3/4/91	86	"	"	13	"	"	1

*2/2/92 and previous: "the Persian Gulf war"; 3/4/91: "this war"

26. Again thinking about the goals versus the costs of the war, so far in your opinion has there been an acceptable or unacceptable number of U.S. military casualties in Iraq?

	Acceptable	Unacceptable	No opinion
11/2/05	25	73	2
8/28/05	30	68	3
6/26/05	29	69	2
6/5/05	25	73	2
3/13/05	27	70	3
12/19/04	27	70	3
6/20/04	29	71	1
4/18/04	33	65	2
1/18/04	34	62	4
12/21/03	37	60	4
11/16/03	33	64	3
10/29/03	35	62	3
10/13/03	37	60	3

9/13/03	43	55	2
9/7/03	38	57	5
8/11/03	42	53	5
7/10/03	44	52	3
6/22/03	51	44	5
4/9/03	66	28	6
4/3/03	62	32	5
3/27/03	58	34	9

27. Do you think the war with Iraq has or has not contributed to the long-term security of the United States? IF YES: Has it contributed to the long-term security of the United States a great deal or somewhat?

	----- Contributed -----			Has	No
	NET	Great deal	Somewhat	not	opin.
11/2/05	46	25	21	52	2
8/28/05	49	29	20	49	2
6/26/05	52	31	22	46	1
6/5/05	47	24	22	52	1
3/13/05	52	29	23	46	2
1/16/05	50	30	21	47	3
12/19/04	51	27	23	46	4
10/3/04 LV	53	32	22	42	4
9/26/04 RV	54	36	18	42	4
9/8/04 RV	57	36	22	40	3
8/29/04 RV	54	33	20	42	4
7/25/04	51	32	19	45	3
6/20/04	51	28	23	46	2
5/23/04	54	30	24	43	3
4/18/04	57	33	24	40	3
3/7/04	57	29	29	40	3
2/11/04	58	32	26	38	4
1/18/04	59	34	25	38	3
12/21/03	62	34	29	34	4
7/10/03*	62	33	29	35	3

*"did or did not"

28. Do you think (the United States should keep its military forces in Iraq until civil order is restored there, even if that means continued U.S. military casualties); OR, do you think (the United States should withdraw its military forces from Iraq in order to avoid further U.S. military casualties, even if that means civil order is not restored there)?

	Keep forces	Withdraw forces	No opinion
11/2/05	52	44	4
8/28/05	54	44	2
6/26/05	58	41	2
12/19/04	58	39	3
6/20/04	57	42	1
5/23/04	58	40	2
4/18/04	66	33	1
11/16/03	62	34	4
10/29/03	58	38	3
9/13/03	65	32	3
8/24/03	69	27	4
7/10/03	72	26	2

29. (ASKED OF HALF SAMPLE) Do you think the United States is or is not making significant progress toward restoring civil order in Iraq?

	Is making significant progress	Is not making significant progress	No opinion
11/2/05	44	55	2
8/28/05	48	50	2
6/26/05	48	51	1
12/19/04	44	49	7
6/20/04	51	48	1

30. (ASKED OF HALF SAMPLE) Do you think the United States is or is not making significant progress in establishing a democratic government in Iraq?

	Is making significant progress	Is not making significant progress	No opinion
11/2/05	47	48	6
12/19/04	48	44	8
6/20/04	50	48	3
5/23/04	38	57	5

31. Do you think the number of U.S. military forces in Iraq should be (increased), (decreased), or kept about the same?

	Increased	Decreased	Kept about the same	No opinion
11/2/05	15	47	36	3
8/28/05	21	41	35	4
6/26/05	16	38	44	2
3/13/05	15	44	36	4

32. (IF DECREASED) Should all U.S. forces in Iraq be withdrawn immediately, or should they be decreased, but not all withdrawn immediately?

	Withdrawn immediately	Decreased but not withdrawn immediately	No opinion
11/2/05	38	61	*
8/28/05	33	66	1
6/26/05	34	66	1
3/13/05	27	72	1

31/32 NET:

	Increased	----- NET	Decreased All/immed.	----- Not all/not immed.	DK	Kept about the same	No op.
11/2/05	15	47	18	29	*	36	3
8/28/05	21	41	13	27	*	35	4
6/26/05	16	38	13	25	*	44	2
3/13/05	15	44	12	31	1	37	4

33. In making its case for war with Iraq, do you think the Bush administration (told the American public what it believed to be true), or (intentionally misled the American public)?

	Told the American public what it believed to be true	Intentionally misled the American public	No opin.
11/2/05	44	55	2
6/26/05	48	52	*
3/13/05	55	43	2
8/29/04 RV	57	40	3
7/25/04	55	42	3

34-37 Previously released.

38. As you may know, a federal grand jury has indicted Lewis "Scooter" Libby, chief of staff for Vice President Dick Cheney, on charges of obstruction of justice and perjury in connection with the case in which the identity of an undercover CIA agent was disclosed to news reporters. Libby has resigned his White House position.

In your opinion, do you think the charge against Libby represents (a serious crime, or (a minor or technical) one?

	Serious crime	Minor or technical crime	No opin.
11/2/05	70	26	4
10/29/05	69	26	5

39. Do you think the prosecutor has brought this case against Libby (on the basis of the facts of the case), or (out of political motivations)?

	Facts of the case	Political motivations	Both (vol.)	No opin.
11/2/05	54	31	6	8
10/29/05	55	30	6	8

40. It's been reported that another subject of the investigation has been Karl Rove, a close adviser to Bush. Given what you've heard or read, do you think Rove did anything wrong in connection with this case, or not? IF YES: Do you think he did something (unethical but not illegal), or do you think he did something (illegal)?

	-----Yes-----			No	
	NET	Illegal	Not illegal	No	opin.
11/2/05	49	26	23	26	24
10/29/05	47	18	28	29	24

41. Do you think Rove should (remain in his position) or (resign from the White House)?

	Remain	Resign	No opin.
11/2/05	30	59	11

42. Given what you've heard or read, do you think Vice President Cheney did anything wrong in connection with this case, or not? IF YES: Do you think he did something (unethical but not illegal), or do you think he did something (illegal)?

	-----Yes-----			No	
	NET	Illegal	Not illegal	No	opin.
11/2/05	45	21	24	41	14
10/29/05	41	20	21	44	15

43. Given what you've heard or read, do you think Bush did anything wrong in connection with this case, or not? IF YES: Do you think he did something (unethical but not illegal), or do you think he did something (illegal)?

	-----Yes-----	No
--	---------------	----

	NET	Illegal	Not illegal	No	opin.
11/2/05	33	13	20	54	13
10/29/05	33	12	21	55	12

44. Do you think this case (is an isolated incident) or do you think it (indicates broader problems with ethical wrongdoing in the Bush administration)?

	Isolated incident	Broader problems	No opin.
11/2/05	43	52	5
10/29/05	41	55	4

45-47. Held for release.

END