

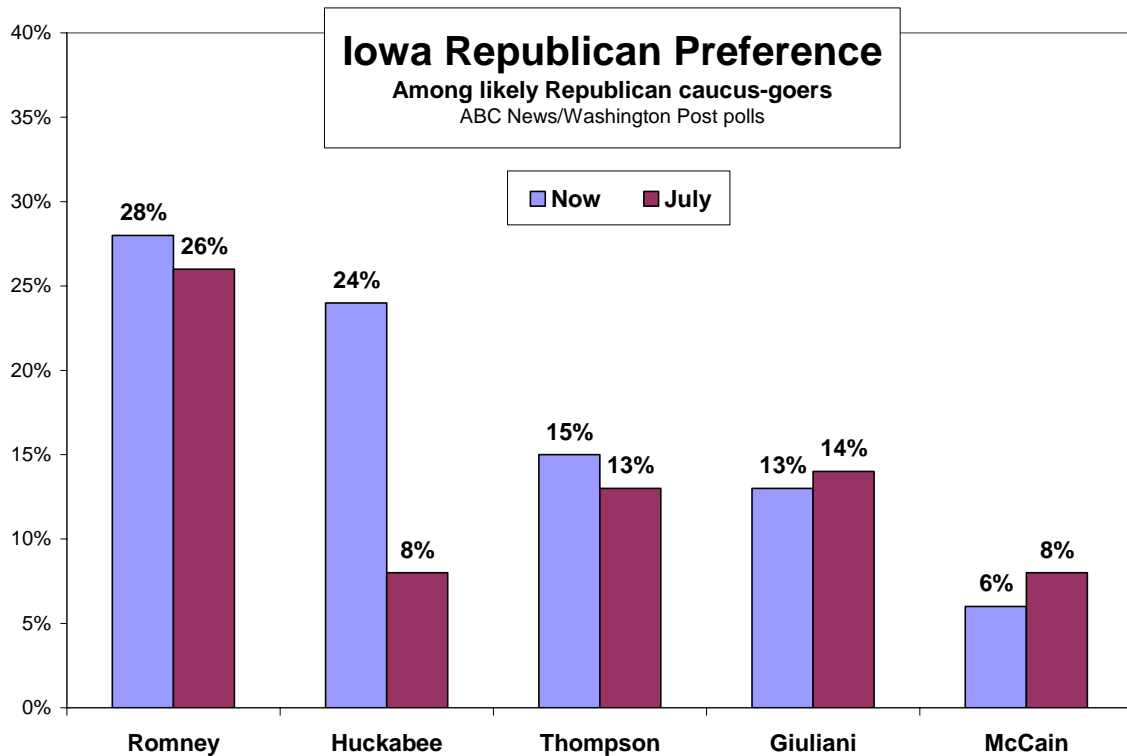
Does Iowa ♥ Huckabee?

Key elements of the Republican base are coalescing around Mike Huckabee in Iowa, lifting this comparatively little-known candidate to the first rank in the first state to cast votes in the 2008 presidential contest.

The surge for Huckabee is remarkable in size and intensity alike. He's attracted not just support, but enthusiastic support, from core Republican groups including conservatives, evangelicals and strong abortion opponents.

The change is notable, as well, for Huckabee's lack of advantage on most issues and personal attributes. He runs a distant third on experience, leadership and electability, and trails by very large margins on handling terrorism, the economy or the federal budget. But in empathy, honesty and handling contentious social issues, he runs strongly.

Huckabee's support in Iowa has gone from 8 percent in an ABC News/Washington Post poll in late July to 24 percent now, up threefold. Mitt Romney has 28 percent support, essentially unchanged from 26 percent in July. With sampling error, they're about even.



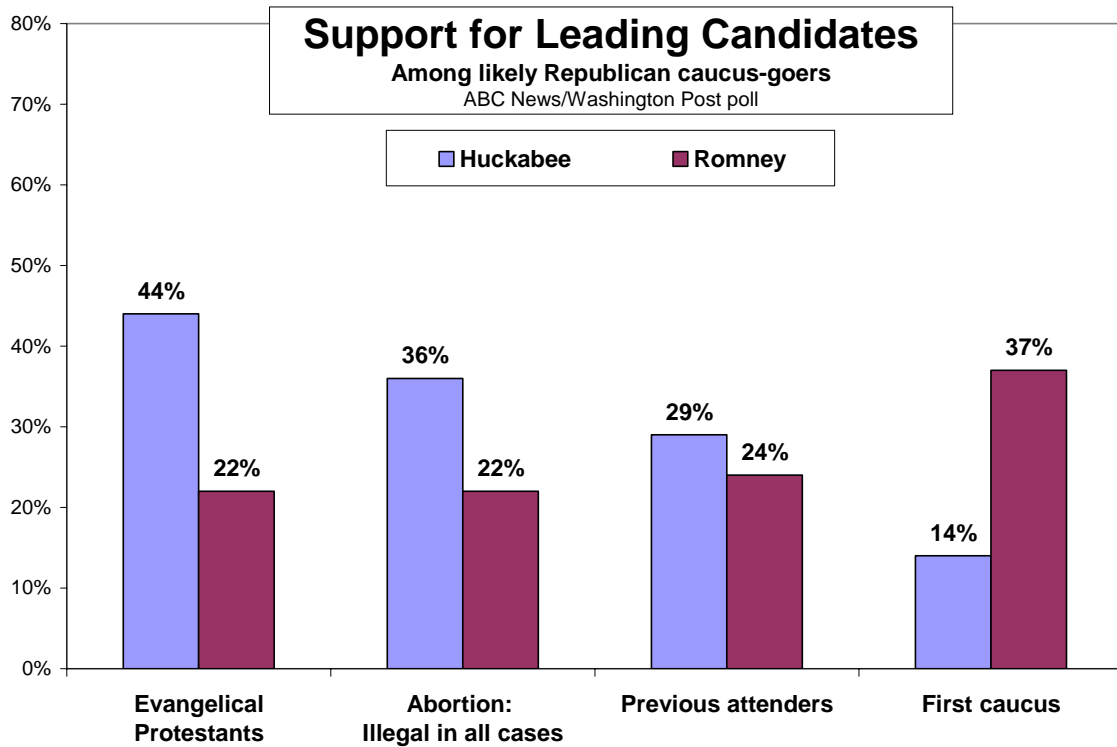
As with Romney, support for Fred Thompson (at 15 percent), Rudy Giuliani (13 percent) and John McCain (6 percent) is flat. While tied with Thompson given sampling tolerances, Giuliani, the national front-runner, is numerically fourth in Iowa.

For likely voters who are doubtful about Romney, unhappy with Giuliani, wary of McCain and dissatisfied with Thompson, Huckabee has emerged in Iowa as the Republican alternative. Indeed it appears that his gains come in part from the absence of Sam Brownback and Tommy Thompson, two other alternatives who've left the contest.

In the last national ABC/Post poll, by contrast, Huckabee had 9 percent support, behind Giuliani, McCain and Thompson, and about even with Romney. Iowa is different.

GROUPS – The trend in Iowa among groups is striking. Huckabee, a Baptist minister, has soared to 44 percent support among evangelical Protestants, up from 16 percent last summer; he now leads Romney, a Mormon, by 2-1 among evangelicals, who account for nearly four in 10 likely caucus-goers. (Huckabee also leads Romney among all weekly church-goers, albeit by a much closer 8 points.)

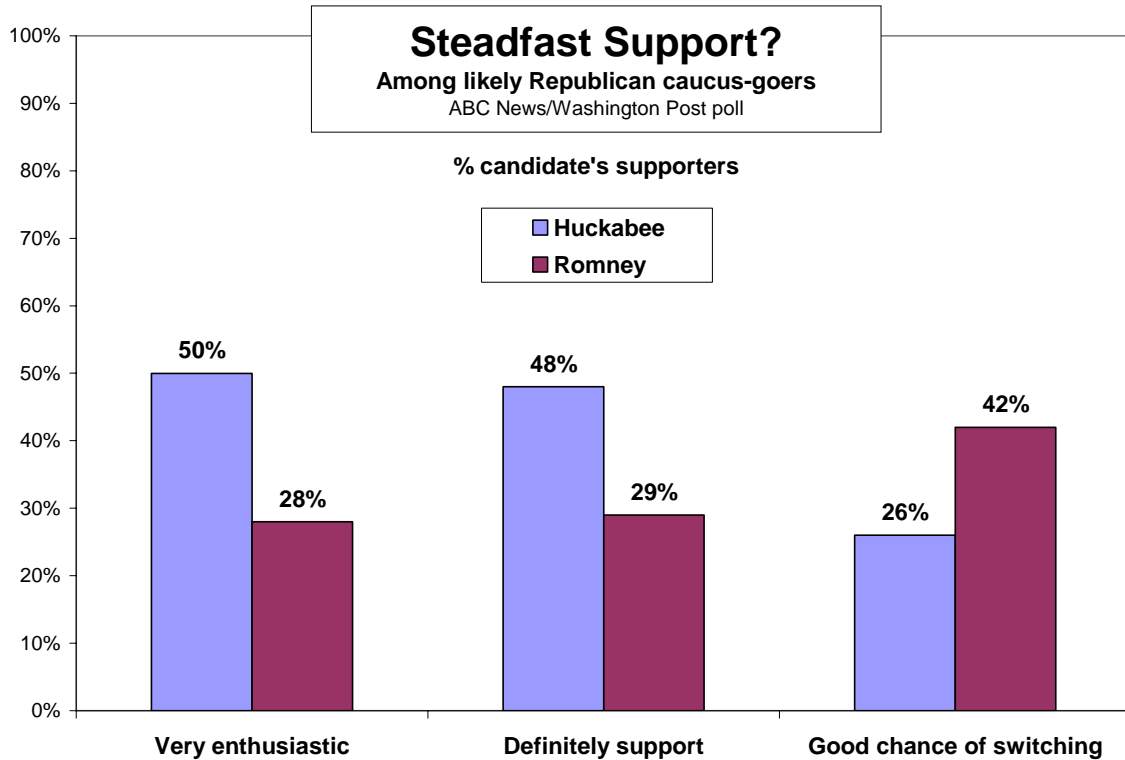
Among Iowa Republicans who take the most strongly anti-abortion view, saying it should be illegal in all cases, Huckabee leads Romney by 36-22 percent (they account for a quarter of likely caucus-goers). And among conservatives overall – three-quarters of likely caucus-goers – it's about an even match, Huckabee 30 percent, Romney 28.



One other vulnerability for Romney: He leads by 37-14 percent among those who've never attended an Iowa caucus before – but they're a harder group to actually bring out

on caucus night. Among previous attenders, the two again are very close – Huckabee, 29 percent support; Romney, 24 percent.

FIRE UP – And Huckabee supporters are fired up. Fifty percent say they’re “very enthusiastic” about supporting him, compared with just 28 percent of Romney’s. Similarly, 48 percent of Huckabee supporters are “definitely” for him; that applies to just 29 percent of Romney’s. Indeed 42 percent of Romney’s supporters say there’s a “good chance” they may change their minds; among Huckabee’s that falls to 26 percent.



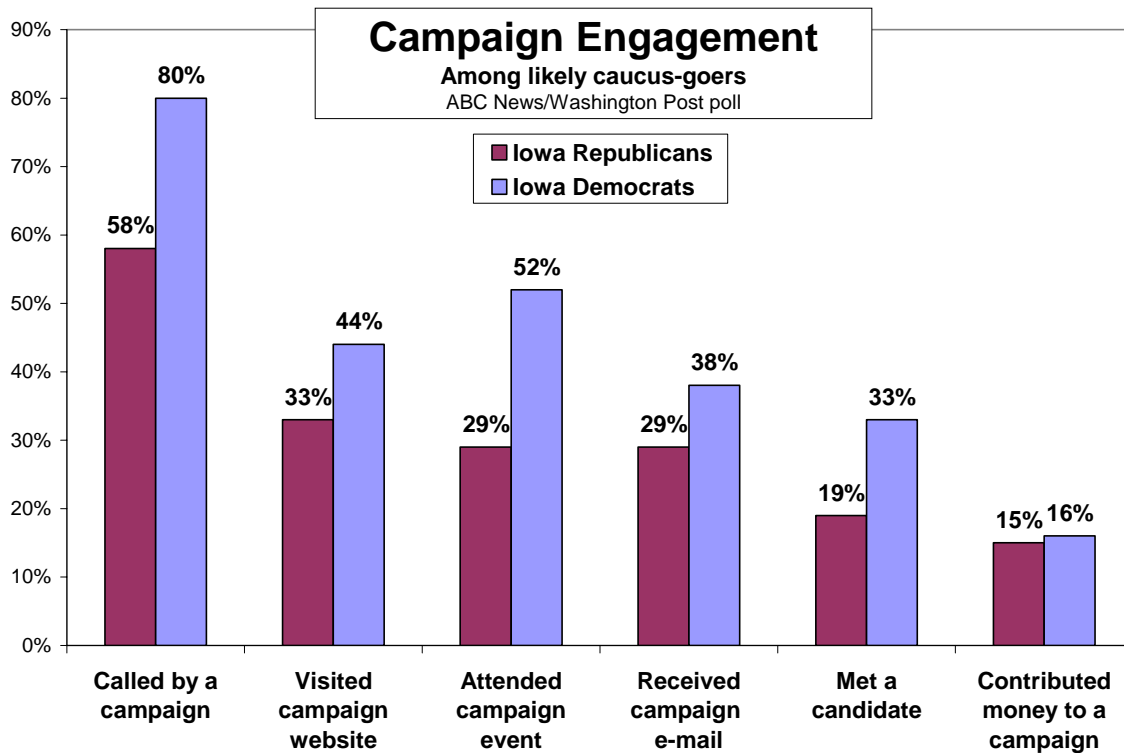
Looking at it another way, among likely caucus-goers who are “very enthusiastic” about their choice, Huckabee leads Romney by 37-25 percent. Among those who say they’ve definitely made up their minds, 34 percent support Huckabee, 24 percent Romney. That makes for a better turnout profile for Huckabee.

ENGAGEMENT – While Huckabee’s supporters are far more excited, Iowa Republicans overall are much less enthused or engaged than their Democratic counterparts, and much more moveable. Overall a hefty 59 percent of likely Republican caucus-goers say they might change their minds, compared to 43 percent on the Democratic side. Indeed 34 percent of Republicans say there’s a good chance of it (compared with 20 percent of Democrats). The Republican race still has exceptional room to move between now and Jan. 3.

Compared to Democrats, fewer Republicans plan to attend a caucus, and among those who say they will go, fewer are certain about it. And overall 34 percent of Republican

likely caucus-goers are “very enthusiastic” about their choice, compared with 49 percent of Democrats.

Other results also show how the Republican race in Iowa is a fairly low-wattage affair compared to the Democratic contest there. Likely Republican caucus-goers are far less likely than their Democratic counterparts to say they’ve attended a campaign event (29 percent on the Republican side, vs. 52 percent on the Democratic), to have gotten a call from one or more campaigns (58 percent vs. 80 percent) or to have met a candidate (19 percent vs. 33 percent).



ISSUES/ATTRIBUTES – What makes Huckabee’s standing all the more fascinating is that, as noted, he does not score well on some of the most prominent issues (such as handling terrorism, the economy, the budget or immigration) or personal attributes (such as electability, experience and strong leadership).

Terrorism is a clear Giuliani advantage, despite his low support overall. Romney leads easily in trust to handle the economy, the deficit and immigration. (There’s quite a bit of division among Iowa Republicans on the top issue in their vote; 14 percent cite terrorism, 13 percent immigration, 10 percent Iraq, 10 percent abortion, 9 percent the economy, 8 percent health care and 7 percent moral or family values.)

On the personal attributes of electability and leadership, it’s a Romney-Giuliani contest, not a Romney-Huckabee contest. Indeed even among his own supporters in Iowa, just 42 percent think Huckabee has the best chance to win the presidential election in November.

Attributes:

	Romney	Huckabee	Giuliani	Thompson	From July
Best chance in November	30%	12	32	8	H +11
Best experience	31	12	21	9	R +10
Campaigned hardest in Iowa	63	8	4	3	R +14
Strongest leader	30	12	31	9	H +8
Best understands your problems	21	25	8	11	H +15
Most honest and trustworthy	25	26	4	13	H +16

Issues:

Trust to handle...	Romney	Huckabee	Giuliani	Thompson	McCain
The economy	36%	16	15	11	5
Budget deficit	35	16	13	10	5
Immigration	27	13	9	11	9
Social issues	25	28	11	16	4
Iraq	19	12	19	11	20
Terrorism	15	10	33	11	15

Huckabee instead runs competitively with Romney on two of six attributes tested in this poll: being the most honest and trustworthy candidate (a weakness for Giuliani here and nationally as well), and empathy; and on just one of six issues – “social issues such as abortion and gay civil unions.”

According to the Washington Post’s “Campaign Tracker,” Romney’s held 129 campaign events in Iowa this year, compared with 90 by Huckabee and fewer by the others. Indeed perhaps the sourest pill for Romney is to be challenged by Huckabee in Iowa despite this result: A vast 63 percent of likely Republican caucus-goers say it’s Romney who’s campaigned hardest in the state. A mere 8 percent say it’s Huckabee.

SAMPLING and TURNOUT – This poll was conducted by telephone calls to a random sample of Iowa homes with landline phone service. Adults identified as likely Republican caucus-goers account for 8 percent of respondents. That compares to GOP caucus turnout of 5 percent of the voting-age population in 1988 and 1996, and 4 percent in 2000.

METHODOLOGY – This ABC News/Washington Post poll was conducted by telephone Nov. 14-18, 2007, among a random sample of 400 Iowan adults likely to vote in the 2008 Republican presidential caucus. The results have a 5-point error margin. Sampling, data collection and tabulation by TNS of Horsham, Pa.

Analysis by Gary Langer.

ABC News polls can be found at ABCNEWS.com at <http://abcnews.com/pollingunit>.

Media contact: Cathie Levine, (212) 456-4934.

Full results follow (*= less than 0.5 percent).

1. Vote registration.

2. How closely are you following the 2008 presidential campaign: very closely, somewhat closely, not too closely, or not closely at all?

	---- Closely -----			---- Not closely -----			No
	NET	Very	Smwt.	NET	Not too	At all	opinion
11/18/07	93	48	44	7	6	1	0
7/31/07	88	35	53	12	10	2	0

3. Likelihood of attending caucus.

4. Choice of caucus.

5-13. Previously released.

14. If the Republican caucus were being held today, and the candidates were: (Rudy Giuliani, John McCain, Mitt Romney, Mike Huckabee, Duncan Hunter, Tom Tancredo, Ron Paul, and Fred Thompson), who would you support?

NET LEANED VOTE:

	11/18/07	7/31/07
Mitt Romney	28	26
Mike Huckabee	24	8
Fred Thompson	15	13
Rudy Giuliani	13	14
John McCain	6	8
Ron Paul	6	2
Tom Tancredo	2	5
Duncan Hunter	1	1
Other (vol.)	0	1
Tommy Thompson	NA	4
Sam Brownback	NA	5
None of these (vol.)	1	4
Would not vote (vol.)	*	0
No opinion	4	7

15. (IF NAMED CANDIDATE) Will you definitely support (NAME) as your first choice, or is there a chance you could change your mind and support someone else as your first choice? (IF CHANCE CHANGE MIND) Is there a good chance you'll change your mind, or would you say it's pretty unlikely?

	Definitely support	-Chance change mind -			No opinion
	NET	Unlikely	Good		
11/18/07	36	59	26	34	5

11/18/07 - Summary Table*

	Definitely support	-Chance change mind -			No opinion
	NET	Unlikely	Good		
Mitt Romney	29	70	28	42	2
Mike Huckabee	48	45	19	26	7

*Sample size too small for other candidates.

16. (IF NAMED CANDIDATE) How enthusiastic are you about supporting (NAMED CANDIDATE) - very enthusiastic, fairly enthusiastic, not too enthusiastic, or not enthusiastic at all?

	--- Enthusiastic --			---- Not enthusiastic ----			No
	NET	Very	Fairly	NET	Not too	Not at all	opinion
11/18/07	91	34	57	8	8	1	1

11/18/07 - Summary Table*

	--- Enthusiastic --			---- Not enthusiastic ----			No
	NET	Very	Fairly	NET	Not too	Not at all	opinion
Mitt Romney	94	28	65	6	6	0	0
Mike Huckabee	94	50	44	4	4	0	2

*Sample size too small for other candidates.

17. (IF NAMED CANDIDATE) Who would your second choice be?

NET LEANED VOTE:

	11/18/07	7/31/07
Mitt Romney	20	20
Mike Huckabee	16	4
Fred Thompson	17	13
Rudy Giuliani	17	18
John McCain	7	6
Ron Paul	6	*
Tom Tancredo	6	4
Duncan Hunter	1	2
Sam Brownback	NA	7
Tommy Thompson	NA	7
Newt Gingrich	NA	6
Other (vol.)	2	3
None of these (vol.)	5	4
Would not vote (vol.)	0	*
No opinion	3	5

First choice/Second choice NET

	11/18/07	7/31/07
Mitt Romney	47	43
Mike Huckabee	39	11
Fred Thompson	31	24
Rudy Giuliani	29	30
John McCain	12	14
Ron Paul	11	3
Tom Tancredo	8	9
Duncan Hunter	2	3
Newt Gingrich	NA	9
Tommy Thompson	NA	11
Sam Brownback	NA	11
Other (vol.)	2	3
None of these (vol.)	6	7
Would not vote (vol.)	*	*
No opinion	7	12

18. What is the single most important issue in your choice for the Republican candidate for president?

11/18/07

Iraq/War in Iraq	10
Terrorism/National security	14
Economy/Jobs	9
Education	1
Environment	0
Health care	8
Ethics/Honesty/Corruption in government	4
Immigration/Illegal immigration	13
Abortion	10
Morals/Family values	7
Federal budget deficit	2
Housing/Mortgages	0
Global warming	0
Social Security	1
Foreign policy	*
Iran/Situation in Iran	0
Taxes	6
Energy/Ethanol	*
Farming/Agriculture issues	0
None/Nothing	0
Other	10
No opinion	5

18a. (IF MENTIONED MOST IMPORTANT ISSUE) Is there one other issue that's nearly as important?

	11/18/07
Iraq/War in Iraq	16
Terrorism/National security	7
Economy/Jobs	8
Education	2
Environment	*
Health care	8
Ethics/Honesty/Corruption in government	1
Immigration/Illegal immigration	12
Abortion	6
Morals/Family values	3
Federal budget deficit	3
Housing/Mortgages	*
Global warming	0
Social Security	3
Foreign policy	3
Iran/Situation in Iran	*
Taxes	8
Energy/Ethanol	1
Farming/Agriculture issues	0
None/Nothing	4
Other	8
No opinion	6

18/18a NET: Top two important issues combined.

	11/18/07
Iraq/War in Iraq	24
Terrorism/National security	21
Economy/Jobs	16
Education	2

Environment	*
Health care	16
Ethics/Honesty/Corruption in government	5
Immigration/Illegal immigration	24
Abortion	15
Morals/Family values	10
Federal budget deficit	4
Housing/Mortgages	*
Global warming	0
Social Security	4
Foreign policy	3
Iran/Situation in Iran	*
Taxes	13
Energy/Ethanol	2
Farming/Agriculture issues	0
None/Nothing	0
Other	15
No opinion	5

19. Regardless of who you may support, which of the Republican candidates do you think (ITEM)?

11/18/07 - Summary Table

	Giuliani	McCain	Romney	Huckabee	Thompson	Other/None/ No opinion
a. is the strongest leader	31	6	30	12	9	12
b. best understands the problems of people like you	8	5	21	25	11	30
c. is the most honest and trustworthy	4	8	25	26	13	25
d. has the best experience to be president	21	13	31	12	9	14
e. has campaigned the hardest in Iowa	4	5	63	8	3	18
f. has the best chance of getting elected president in November 2008	32	3	30	12	8	15

Trend:

a. is the strongest leader

	11/18/07	7/31/07
Rudy Giuliani	31	26
John McCain	6	11
Mitt Romney	30	23
Mike Huckabee	12	4
Duncan Hunter	*	*
Tom Tancredo	1	2
Ron Paul	3	*
Fred Thompson	9	9
Newt Gingrich	NA	5
Tommy Thompson	NA	2
Sam Brownback	NA	4
All of them	*	*
None of them	2	1

No opinion 6 12

b. best understands the problems of people like you

	11/18/07	7/31/07
Rudy Giuliani	8	13
John McCain	5	7
Mitt Romney	21	21
Mike Huckabee	25	10
Duncan Hunter	1	1
Tom Tancredo	5	4
Ron Paul	8	2
Fred Thompson	11	9
Newt Gingrich	NA	3
Tommy Thompson	NA	5
Sam Brownback	NA	7
All of them	3	1
None of them	6	5
No opinion	7	12

c. is the most honest and trustworthy

	11/18/07	7/31/07
Rudy Giuliani	4	7
John McCain	8	10
Mitt Romney	25	21
Mike Huckabee	26	10
Duncan Hunter	1	1
Tom Tancredo	4	3
Ron Paul	6	2
Fred Thompson	13	11
Newt Gingrich	NA	3
Tommy Thompson	NA	5
Sam Brownback	NA	7
All of them	3	1
None of them	5	5
No opinion	8	13

d. has the best experience to be president

	11/18/07	7/31/07
Rudy Giuliani	21	22
John McCain	13	18
Mitt Romney	31	21
Mike Huckabee	12	4
Duncan Hunter	*	*
Tom Tancredo	1	*
Ron Paul	3	1
Fred Thompson	9	5
Newt Gingrich	NA	8
Tommy Thompson	NA	4
Sam Brownback	NA	3
All of them	1	*
None of them	2	2
No opinion	7	12

e. has campaigned the hardest in Iowa

	11/18/07	7/31/07
Rudy Giuliani	4	6
John McCain	5	7
Mitt Romney	63	49
Mike Huckabee	8	1

Duncan Hunter	0	0
Tom Tancredo	1	4
Ron Paul	2	*
Fred Thompson	3	*
Newt Gingrich	NA	1
Tommy Thompson	NA	5
Sam Brownback	NA	4
All of them	2	2
None of them	3	5
No opinion	11	16

f. has the best chance of getting elected president in November 2008

	11/18/07	7/31/07
Rudy Giuliani	32	31
John McCain	3	5
Mitt Romney	30	26
Mike Huckabee	12	1
Duncan Hunter	0	0
Tom Tancredo	*	1
Ron Paul	2	1
Fred Thompson	8	11
Newt Gingrich	NA	3
Tommy Thompson	NA	3
Sam Brownback	NA	2
All of them	*	0
None of them	4	3
No opinion	9	14

20. Regardless of who you may support, who do you trust most to handle (ITEM)?

11/18/07 - Summary Table

	Giuliani	McCain	Romney	Huckabee	Thompson	Other/None/ No opinion
a. The economy	15	5	36	16	11	17
b. The federal budget deficit	13	5	35	16	10	21
c. The U.S. campaign against terrorism	33	15	15	10	11	17
d. Immigration issues	9	9	27	13	11	32
e. The situation in Iraq	19	20	19	12	11	19
f. Social issues, such as abortion and gay civil unions	11	4	25	28	16	16

a. The economy

	11/18/07
Rudy Giuliani	15
John McCain	5
Mitt Romney	36
Mike Huckabee	16
Duncan Hunter	1
Tom Tancredo	1
Ron Paul	5
Fred Thompson	11
All of them	*
None of them	2
No opinion	8

b. The federal budget deficit

	11/18/07
Rudy Giuliani	13
John McCain	5
Mitt Romney	35
Mike Huckabee	16
Duncan Hunter	*
Tom Tancredo	1
Ron Paul	8
Fred Thompson	10
All of them	1
None of them	4
No opinion	7

c. The U.S. campaign against terrorism

	11/18/07
Rudy Giuliani	33
John McCain	15
Mitt Romney	15
Mike Huckabee	10
Duncan Hunter	1
Tom Tancredo	4
Ron Paul	5
Fred Thompson	11
All of them	1
None of them	2
No opinion	4

d. Immigration issues

	11/18/07
Rudy Giuliani	9
John McCain	9
Mitt Romney	27
Mike Huckabee	13
Duncan Hunter	1
Tom Tancredo	13
Ron Paul	6
Fred Thompson	11
All of them	1
None of them	3
No opinion	8

e. The situation in Iraq

	11/18/07	7/31/07
Rudy Giuliani	19	17
John McCain	20	21
Mitt Romney	19	15
Mike Huckabee	12	3
Duncan Hunter	1	1
Tom Tancredo	3	1
Ron Paul	5	1
Fred Thompson	11	8
All of them	1	1
None of them	3	7
No opinion	6	16

f. Social issues, such as abortion and gay civil unions

	11/18/07
Rudy Giuliani	11
John McCain	4
Mitt Romney	25
Mike Huckabee	28
Duncan Hunter	1
Tom Tancredo	2
Ron Paul	6
Fred Thompson	16
All of them	*
None of them	2
No opinion	6

21. So far in the Republican campaign, have you (ITEM)?

11/18/07 - Summary Table

	Yes	No	No op.
a. been called on the telephone by any of the campaigns	58	41	1
b. attended a campaign event	29	71	0
c. contributed money to any of the presidential candidates	15	85	*
d. visited any of the candidates' Web sites on the Internet	33	67	*
e. received e-mails from any of the campaigns	29	70	1
f. yourself personally spoken with or shaken the hand of any of the Republican candidates or not	19	81	0

Trend where available:

a. been called on the telephone by any of the campaigns

	Yes	No	No opinion
11/18/07	58	41	1
7/31/07	63	36	*

b. attended a campaign event

	Yes	No	No opinion
11/18/07	29	71	0
7/31/07	23	77	*

c. contributed money to any of the presidential candidates

	Yes	No	No opinion
11/18/07	15	85	*
7/31/07	10	90	*

d. visited any of the candidates' Web sites on the Internet

	Yes	No	No opinion
11/18/07	33	67	*
7/31/07	28	72	0

e. received e-mails from any of the campaigns

	Yes	No	No opinion
11/18/07	29	70	1
7/31/07	24	74	1

f. No trend.

21/22A (IF MET CANDIDATE, Q21F) Who'd you meet?

NET:

	11/18/07
Have met candidate NET	19
Rudy Giuliani	3
John McCain	4
Mitt Romney	6
Newt Gingrich	*
Tommy Thompson	2
Mike Huckabee	5
Duncan Hunter	2
Sam Brownback	2
Tom Tancredo	3
Ron Paul	1
Fred Thompson	1
Other	1
No opinion	*
Have not met candidate	81
No opinion	0

23. Have you attended any previous Iowa caucuses, or will this be your first caucus?

	Have attended	First caucus	No opinion
11/18/07	66	34	*
7/31/07	76	24	0

24. Which of these is more important to you in a candidate for president: (strength and experience) or (a new direction and new ideas)?

	Strength and experience	New direction and new ideas	Both (vol.)	Neither (vol.)	No opinion
11/18/07	70	22	6	*	2
7/31/07	70	21	8	1	1

25. Which best describes your family's financial situation? Do you feel as if you (are getting ahead financially), have just enough money to maintain your standard of living, or (are falling behind financially)?

	Getting ahead	Just enough to maintain	Falling behind	No opinion
11/18/07	46	45	9	1

26. As you may know, periods of economic growth are followed by periods of recession. Do you think a recession over the next year is very likely, somewhat likely, somewhat unlikely or very unlikely?

	----- Likely -----			----- Unlikely -----			No opinion
NET	Very	Somewhat	NET	Somewhat	Very		
11/18/07	61	18	42	36	28	8	3

27. Do you think abortion should be legal in all cases, legal in most cases, illegal in most cases or illegal in all cases?

	----- Legal -----		----- Illegal -----		No
	All	Most	Most	All	

11/18/07	NET	cases	cases	NET	cases	cases	opinion
	23	6	17	75	51	24	1

END