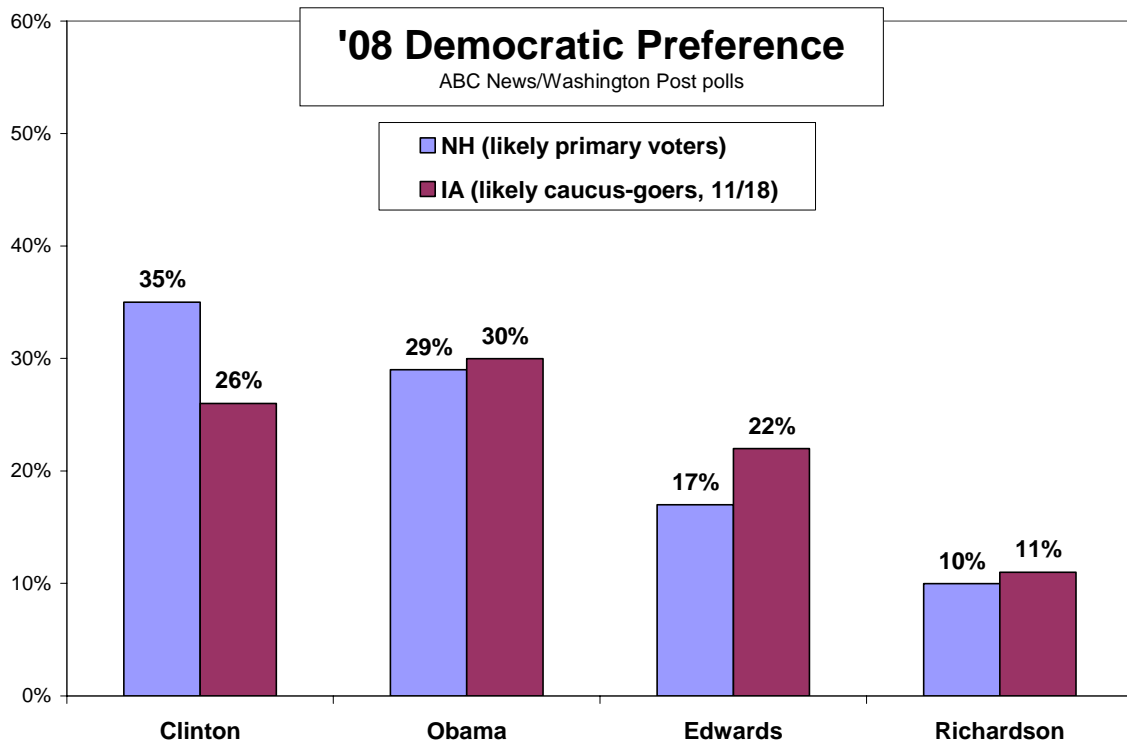


Clinton Fends Off Obama in N.H. With More Committed Support

Hillary Clinton is holding off Barack Obama in New Hampshire with a single-digit but seemingly solid lead, with more committed and enthusiastic support, higher trust to handle pressing issues and broad margins on leadership, experience and electability.

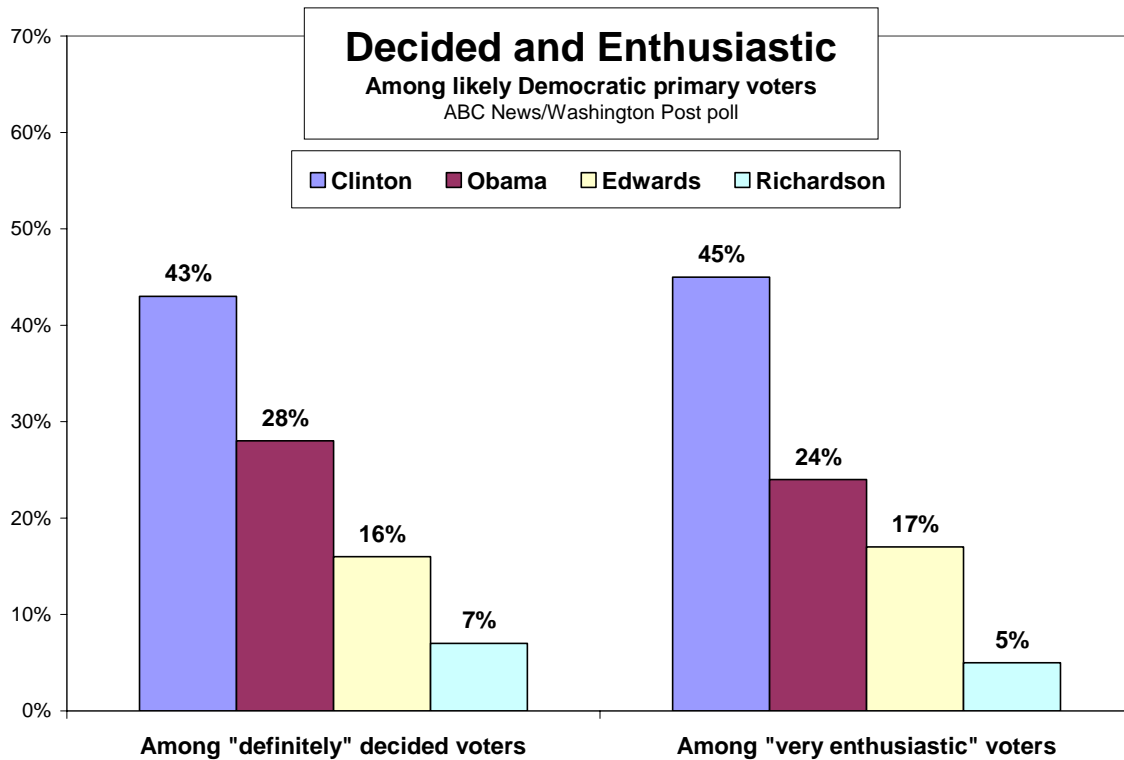
Obama is challenging Clinton in Iowa, and this ABC News/Washington Post poll puts him potentially within striking distance in New Hampshire as well. But some of the underlying currents boosting Obama in Iowa are less powerful here, with Clinton's support more settled.

Among likely voters in the Democratic primary, Clinton has 35 percent support, Obama 29 percent, John Edwards 17 percent and Bill Richardson 10 percent, with others in the low single digits. That compares to a 30-26 percent Obama-Clinton race in Iowa in an ABC/Post poll there two weeks ago.



Clinton's lead in New Hampshire inches up in lower-turnout scenarios, suggesting her support is more reliable. Moreover, among those who've definitely decided on their

candidate, she leads Obama by a wide 43-28 percent; and among the most enthusiastic likely voters she leads him by 45-24 percent. There's no such difference in Iowa.

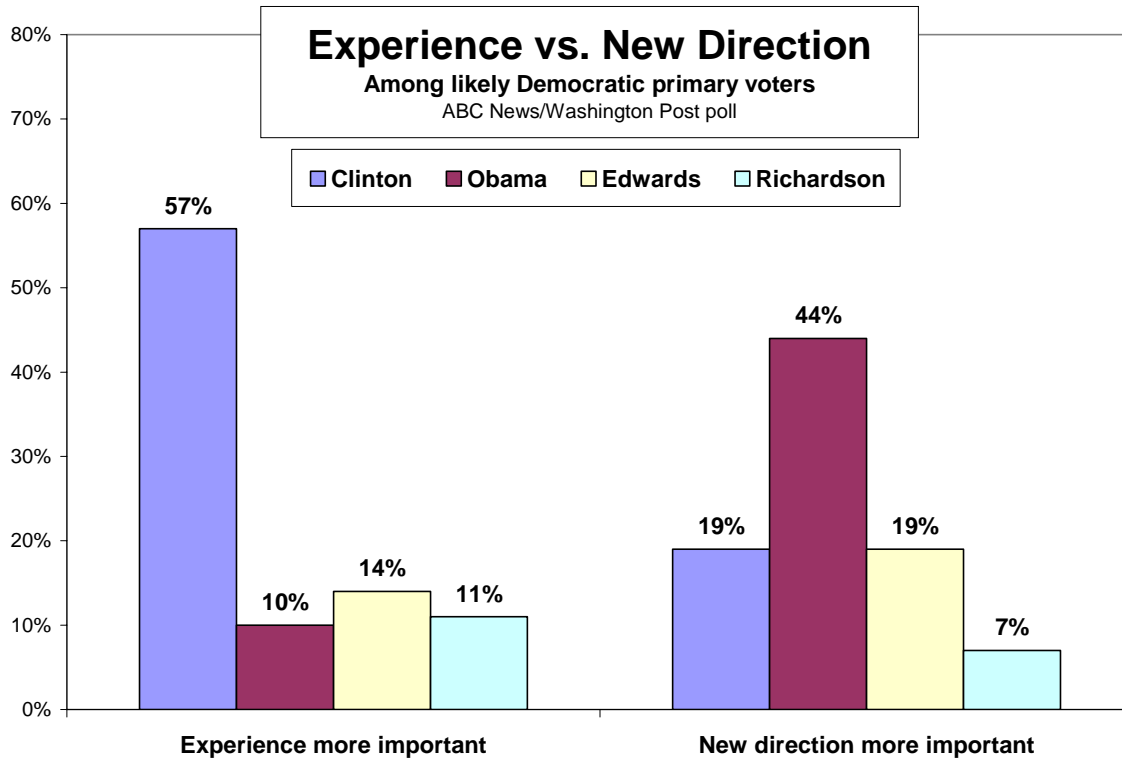


Looking at the flipside, changeability, among the one in four likely voters who say there's a good chance they may change their minds, 23 percent currently support Clinton, 36 percent Obama. That suggests he's more vulnerable to reconsideration.

At the same time Obama is taking full advantage of Clinton's weaknesses. A perceived lack of forthrightness continues to dog her; 41 percent in New Hampshire say Clinton's not willing enough to say what she really thinks, twice as many as say that about her chief competitors. And among those people, hardly any – just 7 percent – support her, while 41 percent go to Obama.

Additionally, a majority of likely voters in the state seek "a new direction and new ideas" – a page from Obama's playbook – rather than strength and experience. And "new direction" voters favor Obama over Clinton by 44 percent to 19 percent. Those who place more value on strength and experience, by contrast, are with Clinton by nearly 6-1.

Obama's lead among "new direction" voters is similar to what it is in the same group in Iowa (and that group is about the same size). But Clinton's advantage among "strength and experience" voters is much bigger in New Hampshire; that theme's better resonance in the Granite State is key to her lead.



For all this, a total of 51 percent of Democratic likely voters in New Hampshire say they still might change their mind – fewer than the 61 percent who say so in the Republican race, but still indicating substantial room to move.

Additionally, 27 percent say they may take the results of the Iowa caucuses, five days before the New Hampshire primary, into account, although fewer than half of them say they’ll give it much weight.

GROUPS – Obama’s running competitively with Clinton among men, younger likely voters and political independents; she owes her advantage to women (particularly single women), older voters (particularly senior citizens) and mainline Democrats.

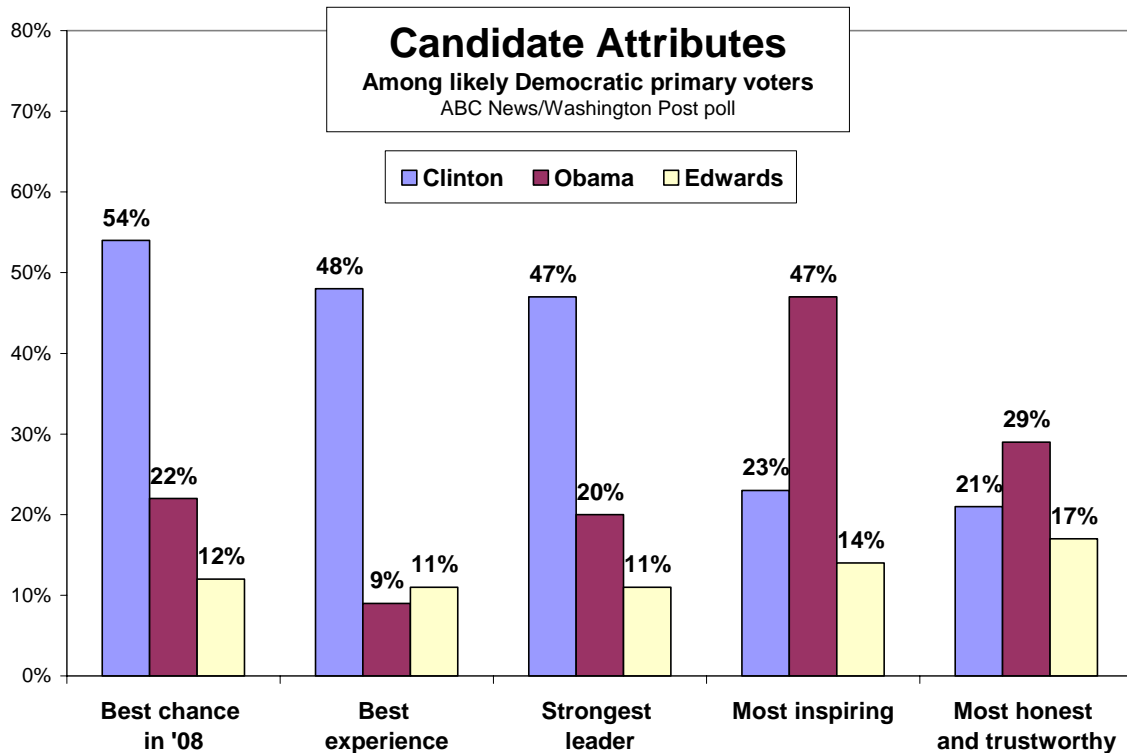
Clinton’s better standing among Democrats (41 percent support, and a 15-point lead over Obama) as opposed to independents (27 percent, to Obama’s 31) is notable. Again there’s no such difference in Iowa, a much lower-turnout event. In New Hampshire, Obama’s helped by the fact that an unusually large number of independents participate (46 percent in this poll are registered independents, about their share in the 2004 primary). But in other states where primary voting is limited to party registrants, Clinton could gain.

To address weaknesses among population groups, Clinton may look at married men, among whom she has just 24 percent support; the most highly educated voters, 23 percent; and, as noted, younger adults. She’s supported by 27 percent of likely voters under age 40, compared with 44 percent of those 65 and older. The patterns are similar in national ABC/Post polling.

| | Size of group | | Clinton vs. Obama | |
|--------------|---------------|-----|-------------------|--------|
| | NH | IA | NH | IA |
| Men | 44% | 44% | 28-31% | 19-28% |
| Women | 56 | 56 | 39-27 | 31-32 |
| Democrats | 51 | 71 | 41-26 | 28-28 |
| Independents | 46 | 25 | 27-31 | 18-35 |

Clinton’s advantage among women also shows up in the 19 percent of likely voters who say the fact that she’d be the first woman president makes them more likely to support her. Women are twice as likely as men to say so, 24 percent vs. 12 percent, rising to 32 percent of single women (which includes divorced and widowed women as well as those never married). It’s also higher among Democrats vs. independents, among older people and among liberals vs. moderates.

ATTRIBUTES – In terms of attributes, Obama easily trumps Clinton as the candidate who’s the “most inspiring,” leads her on honesty and trustworthiness (a Clinton weakness nationally and in Iowa as well) and challenges her on empathy. The two run evenly on the question of who would do most to bring needed change to Washington.



But, as noted, Clinton comes back very strongly on her other attributes – electability, experience (on which Obama is quite weak) and strong leadership. And she leads Obama by 17 points as the candidate who’s campaigned hardest in New Hampshire, a plus in a state where candidates are expected early and often.

| | Clinton | Obama | Edwards | Richardson |
|--------------------------------|---------|-------|---------|------------|
| Best chance to win | 54% | 22 | 12 | 2 |
| Best experience | 48 | 9 | 11 | 13 |
| Strongest leader | 47 | 20 | 11 | 7 |
| Campaigned hardest in N.H. | 39 | 22 | 14 | 1 |
| Do most to change Washington | 31 | 31 | 15 | 8 |
| Best understands your problems | 28 | 24 | 20 | 7 |
| Most inspiring | 23 | 47 | 14 | 4 |
| Most honest/trustworthy | 21 | 29 | 17 | 9 |

ISSUES – Building on her ratings for experience and leadership, Clinton leads in New Hampshire on six of seven issues tested in this poll, with an especially large advantage on one of the top concerns to likely Democratic voters, health care.

Obama, notably, leads on none of these.

| Trust most to handle: | Clinton | Obama | Edwards | Richardson |
|-----------------------|---------|-------|---------|------------|
| Health care | 45% | 18 | 22 | 3 |
| Economy | 38 | 21 | 16 | 8 |
| Terrorism | 32 | 21 | 13 | 11 |
| Iraq | 31 | 25 | 14 | 10 |
| Federal deficit | 36 | 19 | 14 | 8 |
| Social Security | 36 | 19 | 14 | 4 |
| Immigration | 24 | 22 | 14 | 16 |

Unlike Republican voters, there is a clear emphasis among Democrats on top issues: About half cite both health care and the war in Iraq as the two most important issues in their vote, with the economy and education following – quite similar to views in Iowa. Among Democrats nationally the same items come up, with some different emphasis.

| Top issues: | NH | IA | National |
|--------------|-----|-----|----------|
| Health care | 51% | 50% | 33% |
| Iraq | 49 | 55 | 54 |
| Economy/jobs | 16 | 21 | 30 |
| Education | 12 | 10 | 9 |

These are in sharp contrast to likely Republican voters in New Hampshire, who, as in Iowa and nationally, disperse among a wider range of issues.

CONTACT and TURNOUT – Likely Democratic voters are more engaged than their Republican counterparts – 12 points more likely to be very enthusiastic about their choice of a candidate, twice as likely to have attended a campaign event (35 percent vs. 17 percent) and 20 points more apt to have received a phone call from a campaign (74 percent vs. 54 percent).

Given the differences among groups in this poll, turnout of course is essential. This survey anticipates turnout in the Democratic primary by 31 percent of the state's adult

population, and by 27 percent in the Republican contest. Tighter turnout scenarios make no difference in the Republican contest (in which Mitt Romney has a broad lead), but indicate a slightly larger Clinton lead (albeit within sampling error) on the Democratic side.

Likely voter estimates can be one source of differences in polls, as can sample sizes; another potential factor is the level of so-called “undecided” voters, in reality a function of polling technique rather than true indecision.

ABC/Post polls have fewer undecideds than most others, given the context of the question – asking whom likely voters would support if the election were today. This survey finds 3 percent undecided, compared with an average of 12 percent in nine other publicly released polls in New Hampshire in the past month.

METHODOLOGY – This ABC News/Washington Post poll was conducted by telephone Nov. 29-Dec. 3, 2007, among a random sample of 592 New Hampshire adults likely to vote in the 2008 Democratic primary. The results have a four-point error margin. Sampling, data collection and tabulation by TNS of Horsham, Pa.

Analysis by Gary Langer.

ABC News polls can be found at ABCNEWS.com at <http://abcnews.com/pollingunit>.

Media contact: Cathie Levine, (212) 456-4934.

Full results follow (*= less than 0.5 percent).

1. Vote registration.

2. How closely are you following the 2008 presidential campaign: very closely, somewhat closely, not too closely, or not closely at all?

| | ---- Closely ---- | | | ---- Not closely ---- | | | No |
|---------------|-------------------|------|-------|-----------------------|---------|--------|---------|
| | NET | Very | Smwt. | NET | Not too | At all | opinion |
| 12/3/07 | 91 | 46 | 45 | 9 | 7 | 2 | 0 |
| IA 11/18/07* | 95 | 53 | 42 | 5 | 4 | 1 | 0 |
| Nat. 11/1/07* | 70 | 22 | 48 | 30 | 20 | 10 | 0 |

* Iowa trend among likely Democratic caucus-goers; national trend among Democrats and Democratic-leaning independents.

3-5. Likelihood of voting in primary.

6. Choice of primary.

7. If the Democratic primary were being held today, and the candidates were: (Hillary Clinton, John Edwards, Barack Obama, Bill Richardson, Joe Biden, Chris Dodd, Dennis Kucinich, and Mike Gravel), for whom would you vote?

NET LEANED VOTE:

| | | Iowa | National |
|-----------------|---------|----------|----------|
| | 12/3/07 | 11/18/07 | 11/1/07 |
| Hillary Clinton | 35 | 26 | 49 |
| John Edwards | 17 | 22 | 12 |

| | | | |
|-----------------------|----|----|----|
| Barack Obama | 29 | 30 | 26 |
| Bill Richardson | 10 | 11 | 2 |
| Joe Biden | 2 | 4 | 3 |
| Chris Dodd | 1 | 1 | 1 |
| Dennis Kucinich | 3 | 2 | 2 |
| Mike Gravel | 0 | * | * |
| Other (vol.) | * | 1 | * |
| None of these (vol.) | 1 | * | 1 |
| Would not vote (vol.) | 0 | 0 | 1 |
| No opinion | 3 | 3 | 2 |

8. (IF NAMED CANDIDATE) Will you definitely vote for (NAME), or is there a chance you could change your mind and vote for someone else?
(IF CHANCE CHANGE MIND) Is there a good chance you'll change your mind, or would you say it's pretty unlikely?

| | Definitely vote for | -Chance change mind - NET | Good | Unlikely | No opinion |
|-------------|------------------------|------------------------------|------|----------|---------------|
| 12/3/07 | 44 | 51 | 26 | 24 | 5 |
| IA 11/18/07 | 55 | 43 | 20 | 23 | 2 |

12/3/07 - Summary Table

| | Definitely vote for | -Chance change mind - NET | Good | Unlikely | No opinion |
|-----------------|------------------------|------------------------------|------|----------|---------------|
| Hillary Clinton | 53 | 42 | 17 | 26 | 5 |
| IA 11/18/07 | 57 | 43 | 19 | 24 | 1 |
| John Edwards | 41 | 58 | 29 | 29 | 1 |
| IA 11/18/07 | 53 | 43 | 16 | 27 | 4 |
| Barack Obama | 41 | 52 | 31 | 21 | 6 |
| IA 11/18/07 | 56 | 43 | 21 | 22 | 1 |

9. (IF NAMED CANDIDATE) How enthusiastic are you about voting for (NAMED CANDIDATE) - very enthusiastic, fairly enthusiastic, not too enthusiastic, or not enthusiastic at all?

| | --- Enthusiastic --- | | | ---- Not enthusiastic ---- | | | No opinion |
|-------------|----------------------|------|--------|----------------------------|---------|------------|---------------|
| | NET | Very | Fairly | NET | Not too | Not at all | |
| 12/3/07 | 94 | 46 | 48 | 6 | 6 | 1 | 1 |
| IA 11/18/07 | 95 | 49 | 46 | 4 | 3 | * | 1 |

12/3/07 - Summary Table

| | --- Enthusiastic --- | | | ---- Not enthusiastic ---- | | | No opinion |
|-----------------|----------------------|------|--------|----------------------------|---------|------------|---------------|
| | NET | Very | Fairly | NET | Not too | Not at all | |
| Hillary Clinton | 98 | 57 | 41 | 2 | 2 | 0 | 0 |
| IA 11/18/07 | 96 | 49 | 47 | 4 | 4 | 0 | 0 |
| John Edwards | 94 | 44 | 50 | 5 | 5 | 0 | 1 |
| IA 11/18/07 | 94 | 48 | 46 | 6 | 5 | 1 | 0 |
| Barack Obama | 90 | 37 | 53 | 9 | 8 | 1 | * |
| IA 11/18/07 | 99 | 51 | 47 | * | 0 | * | 1 |

10. (IF NAMED CANDIDATE) Who would your second choice be?

NET LEANED VOTE:

| | Iowa | |
|-----------------------|---------|----------|
| | 12/3/07 | 11/18/07 |
| Hillary Clinton | 20 | 19 |
| John Edwards | 21 | 24 |
| Barack Obama | 26 | 26 |
| Bill Richardson | 10 | 13 |
| Joe Biden | 3 | 6 |
| Chris Dodd | 1 | 4 |
| Dennis Kucinich | 3 | 2 |
| Mike Gravel | 0 | * |
| Other (vol.) | 3 | * |
| None of these (vol.) | 7 | 3 |
| Would not vote (vol.) | * | 1 |
| No opinion | 5 | 1 |

First choice/Second choice NET

| | Iowa | |
|-----------------------|---------|----------|
| | 12/3/07 | 11/18/07 |
| Hillary Clinton | 54 | 44 |
| John Edwards | 36 | 45 |
| Barack Obama | 53 | 55 |
| Bill Richardson | 19 | 23 |
| Joe Biden | 5 | 10 |
| Chris Dodd | 2 | 4 |
| Dennis Kucinich | 5 | 4 |
| Mike Gravel | 0 | * |
| Other (vol.) | 3 | 1 |
| None of these (vol.) | 8 | 3 |
| Would not vote (vol.) | * | 1 |
| No opinion | 8 | 4 |

11. What is the single most important issue in your choice for the Democratic candidate for president?

| | Iowa | | National |
|--|---------|----------|----------|
| | 12/3/07 | 11/18/07 | 11/1/07 |
| Iraq/War in Iraq | 24 | 33 | 35 |
| Terrorism/National security | 1 | 1 | 1 |
| Economy/Jobs | 8 | 10 | 14 |
| Education | 5 | 3 | 2 |
| Environment | 3 | 2 | 1 |
| Health care | 30 | 26 | 16 |
| Ethics/Honesty/Corruption in government | 4 | 5 | 4 |
| Immigration/Illegal immigration | 3 | 2 | 3 |
| Abortion | 0 | 1 | 1 |
| Morals/Family values | 2 | 1 | 2 |
| Federal budget deficit | 1 | 1 | * |
| Housing/Mortgages | 0 | 0 | * |
| Global warming | 1 | * | * |
| Social Security | 1 | 1 | 2 |
| Foreign policy | 2 | 2 | 2 |
| Iran/Situation in Iran | 0 | * | * |
| Taxes | 2 | 0 | * |
| Energy/Ethanol | * | 1 | 0 |
| Farming/Agriculture issues | 0 | * | 0 |
| Guns/Gun control | * | 0 | 0 |
| None/Nothing | * | 1 | 1 |
| Other | 10 | 8 | 9 |
| No opinion | 3 | 3 | 6 |

11a. (IF MENTIONED MOST IMPORTANT ISSUE) Is there one other issue that's nearly as important?

| | | Iowa | National |
|--|---------|----------|----------|
| | 12/3/07 | 11/18/07 | 11/1/07 |
| Iraq/War in Iraq | 26 | 23 | 20 |
| Terrorism/National security | 1 | 1 | 2 |
| Economy/Jobs | 8 | 12 | 17 |
| Education | 8 | 7 | 7 |
| Environment | 3 | 3 | 2 |
| Health care | 23 | 24 | 18 |
| Ethics/Honesty/Corruption in government | 1 | 1 | 1 |
| Immigration/Illegal immigration | 2 | 4 | 1 |
| Abortion | * | 1 | 2 |
| Morals/Family values | 1 | 1 | 1 |
| Federal budget deficit | 1 | 1 | * |
| Housing/Mortgages | * | * | 1 |
| Global warming | 1 | 2 | 1 |
| Social Security | 1 | 2 | 2 |
| Foreign policy | 1 | 4 | 1 |
| Iran/Situation in Iran | 1 | 1 | * |
| Taxes | 3 | 2 | 2 |
| Energy/Ethanol | * | 2 | 0 |
| Farming/Agriculture issues | 0 | * | 0 |
| Guns/Gun control | 1 | 0 | 0 |
| None/Nothing | 4 | 4 | 7 |
| Other | 5 | 4 | 7 |
| No opinion | 7 | 3 | 8 |

11/11a NET: Top two important issues combined.

| | | Iowa | National |
|--|---------|----------|----------|
| | 12/3/07 | 11/18/07 | 11/1/07 |
| Iraq/War in Iraq | 49 | 55 | 54 |
| Terrorism/National security | 3 | 1 | 3 |
| Economy/Jobs | 16 | 21 | 30 |
| Education | 12 | 10 | 9 |
| Environment | 6 | 4 | 3 |
| Health care | 51 | 50 | 33 |
| Ethics/Honesty/Corruption in government | 5 | 6 | 5 |
| Immigration/Illegal immigration | 5 | 6 | 4 |
| Abortion | * | 2 | 2 |
| Morals/Family values | 2 | 2 | 2 |
| Federal budget deficit | 2 | 2 | 1 |
| Housing/Mortgages | * | * | 1 |
| Global warming | 2 | 2 | 1 |
| Social Security | 2 | 5 | 4 |
| Foreign policy | 4 | 3 | 3 |
| Iran/Situation in Iran | 1 | 1 | * |
| Taxes | 4 | 2 | 2 |
| Energy/Ethanol | 1 | 3 | 0 |
| Farming/Agriculture issues | 0 | 1 | 0 |
| Guns/Gun control | 1 | 0 | 0 |
| None/Nothing | * | 1 | 7 |
| Other | 14 | 12 | 15 |
| No opinion | 3 | 3 | 6 |

12. Regardless of who you may support, which of the Democratic candidates do you think (ITEM) - (Hillary Clinton, John Edwards, Barack Obama, Bill Richardson, Joe Biden, Chris Dodd, Dennis Kucinich, or Mike Gravel)?

12/3/07 - Summary Table

| | Clinton | Edwards | Obama | Richardson | Other/None/ No opinion |
|--|---------|---------|-------|------------|---------------------------|
| a. is the strongest leader | 47 | 11 | 20 | 7 | 15 |
| IA 11/18/07 | 32 | 17 | 27 | 10 | 14 |
| b. best understands the problems of people like you | 28 | 20 | 24 | 7 | 20 |
| IA 11/18/07 | 20 | 25 | 30 | 9 | 16 |
| c. is the most honest and trustworthy | 21 | 17 | 29 | 9 | 23 |
| IA 11/18/07 | 15 | 20 | 31 | 13 | 21 |
| d. has the best experience to be president | 48 | 11 | 9 | 13 | 19 |
| IA 11/18/07 | 38 | 16 | 11 | 16 | 19 |
| e. has campaigned the hardest in New Hampshire | 39 | 14 | 22 | 1 | 23 |
| IA 11/18/07 | 34 | 25 | 26 | 2 | 14 |
| f. has the best chance of getting elected president in November 2008 | 54 | 12 | 22 | 2 | 10 |
| IA 11/18/07 | 39 | 22 | 25 | 2 | 12 |
| g. would do the most to bring needed change to Washington | 31 | 15 | 31 | 8 | 15 |
| h. is the most inspiring | 23 | 14 | 47 | 4 | 11 |

13. Regardless of who you may support, who do you trust most to handle (ITEM)?

12/3/07 - Summary Table

| | Clinton | Edwards | Obama | Richardson | Other/None/ No opinion |
|----------------------------------|---------|---------|-------|------------|---------------------------|
| a. The economy | 38 | 16 | 21 | 8 | 17 |
| IA 11/18/07 | 28 | 21 | 27 | 7 | 16 |
| b. Health care | 45 | 22 | 18 | 3 | 11 |
| IA 11/18/07 | 36 | 27 | 20 | 6 | 11 |
| c. Social Security | 36 | 14 | 19 | 4 | 27 |
| IA 11/18/07 | 27 | 20 | 27 | 6 | 19 |
| d. Immigration issues | 24 | 14 | 22 | 16 | 25 |
| IA 11/18/07 | 16 | 17 | 22 | 25 | 20 |
| e. The situation in Iraq | 31 | 14 | 25 | 10 | 20 |
| IA 11/18/07 | 23 | 15 | 26 | 15 | 21 |
| f. The federal budget deficit | 36 | 14 | 19 | 8 | 24 |

g. The U.S. campaign
against terrorism 32 13 21 11 23

14. Regardless of who you may support, do you think (NAME) is or is not willing enough to say what [he/she] really thinks about the issues?

12/3/07 - Summary Table

| | Is | Is not | No opinion |
|--------------------|----|--------|------------|
| a. Hillary Clinton | 55 | 41 | 5 |
| IA 11/18/07 | 50 | 45 | 5 |
| b. Barack Obama | 78 | 18 | 4 |
| IA 11/18/07 | 76 | 20 | 4 |
| c. John Edwards | 71 | 22 | 6 |
| IA 11/18/07 | 73 | 21 | 6 |

15. Does the fact that Clinton would be the first woman president make you (more) likely to vote for her, (less) likely to vote for her, or doesn't it make a difference in your vote?

| | More | Less | No difference | No opinion |
|--------------|------|------|---------------|------------|
| 12/3/07 | 19 | 3 | 78 | * |
| IA 11/18/07 | 15 | 2 | 83 | 1 |
| Nat. 11/1/07 | 22 | 5 | 73 | 1 |

16-24. Previously released.

25. So far in the Democratic campaign, have you (ITEM)?

12/3/07 - Summary Table

| | Yes | No | No opin. |
|--|-----|----|----------|
| a. been called on the telephone by any of the campaigns | 74 | 26 | * |
| b. attended a campaign event | 35 | 65 | 0 |
| c. yourself personally spoken with or shaken the hand of any of the Democratic candidates or not | 17 | 83 | 0 |

Trend where available: December 2003 comparisons to Pew Research Center New Hampshire Democratic primary poll.

a. been called on the telephone by any of the campaigns

| | Yes | No | No opinion |
|----------------|-----|----|------------|
| 12/3/07 | 74 | 26 | * |
| IA 11/18/07 | 80 | 19 | 1 |
| Pew NH 12/1/03 | 55 | 44 | 1 |

b. attended a campaign event

| | Yes | No | No opinion |
|----------------|-----|----|------------|
| 12/3/07 | 35 | 65 | 0 |
| IA 11/18/07 | 52 | 48 | 0 |
| Pew NH 12/1/03 | 18 | 82 | 0 |

c. yourself personally spoken with or shaken the hand of any of the Democratic candidates or not

| Yes | No | No opinion |
|-----|----|------------|
|-----|----|------------|

| | | | |
|-------------|----|----|---|
| 12/3/07 | 17 | 83 | 0 |
| IA 11/18/07 | 33 | 66 | * |

26. (IF MET CANDIDATE, Q25C) Who'd you meet?

| | Iowa | |
|-----------------|---------|----------|
| | 12/3/07 | 11/18/07 |
| Hillary Clinton | 39 | 36 |
| John Edwards | 47 | 38 |
| Barack Obama | 45 | 51 |
| Bill Richardson | 22 | 22 |
| Joe Biden | 7 | 18 |
| Chris Dodd | 13 | 13 |
| Dennis Kucinich | 12 | 4 |
| Mike Gravel | 0 | 2 |
| Other | 1 | 2 |
| No opinion | 1 | 0 |

25/26 NET:

| | Iowa | |
|------------------------|---------|----------|
| | 12/3/07 | 11/18/07 |
| Have met candidate NET | 17 | 33 |
| Hillary Clinton | 6 | 12 |
| John Edwards | 8 | 13 |
| Barack Obama | 7 | 17 |
| Bill Richardson | 4 | 7 |
| Joe Biden | 1 | 6 |
| Chris Dodd | 2 | 4 |
| Dennis Kucinich | 2 | 1 |
| Mike Gravel | 0 | 1 |
| Other | * | 1 |
| No opinion | * | 0 |
| Have not met candidate | 83 | 66 |
| No opinion | 0 | * |

28. How much weight will you give the outcome of the Iowa caucuses in your final decision who to support here in New Hampshire - will you give it a great deal of weight, a good amount, just some or little-or-none?

| | --- Great deal/Good amount --- | | | --- Some/Little or none --- | | | No opin. |
|---------|--------------------------------|------------|-------------|-----------------------------|------|----------------|----------|
| | NET | Great deal | Good amount | NET | Some | Little or none | |
| 12/3/07 | 11 | 5 | 7 | 88 | 16 | 71 | 1 |

29. Which of these is more important to you in a candidate for president: (strength and experience) or (a new direction and new ideas)?

| | Strength and experience | New direction and new ideas | Both (vol.) | Neither (vol.) | No opinion |
|--------------|-------------------------|-----------------------------|-------------|----------------|------------|
| 12/3/07 | 37 | 53 | 9 | 1 | * |
| IA 11/18/07 | 33 | 55 | 11 | * | 1 |
| Nat. 11/1/07 | 38 | 51 | 9 | 1 | 1 |

30. Which best describes your family's financial situation? Do you feel as if you (are getting ahead financially), have just enough money to maintain your standard of living, or (are falling behind financially)?

| Getting ahead | Just enough to maintain | Falling behind | No opinion |
|---------------|-------------------------|----------------|------------|
|---------------|-------------------------|----------------|------------|

| | | | | |
|-------------|----|----|----|---|
| 12/3/07 | 22 | 58 | 20 | 1 |
| IA 11/18/07 | 21 | 61 | 17 | 1 |

31. Do you favor or oppose stricter gun control laws in this country? Is that strongly or somewhat favor/oppose?

| | ----- Favor ----- | | | ----- Oppose ----- | | | No opinion |
|---------|-------------------|----------|----------|--------------------|----------|----------|------------|
| | NET | Strongly | Somewhat | NET | Somewhat | Strongly | |
| 12/3/07 | 71 | 51 | 20 | 25 | 11 | 14 | 4 |

32. Do you think abortion should be legal in all cases, legal in most cases, illegal in most cases or illegal in all cases?

| | ----- Legal ----- | | | ----- Illegal ----- | | | No opinion |
|--------------|-------------------|-----------|------------|---------------------|------------|-----------|------------|
| | NET | All cases | Most cases | NET | Most cases | All cases | |
| 12/3/07 | 82 | 38 | 43 | 14 | 10 | 4 | 4 |
| Nat. 11/1/07 | 66 | 28 | 38 | 32 | 19 | 13 | 2 |

34. Have you voted in any previous New Hampshire presidential primary, or will this be your first time voting in a New Hampshire primary?

| | Have voted | First primary | No opinion |
|--------------|------------|---------------|------------|
| 12/3/07 | 90 | 10 | * |
| IA 11/18/07* | 63 | 36 | * |

* " Iowa caucuses"

END