

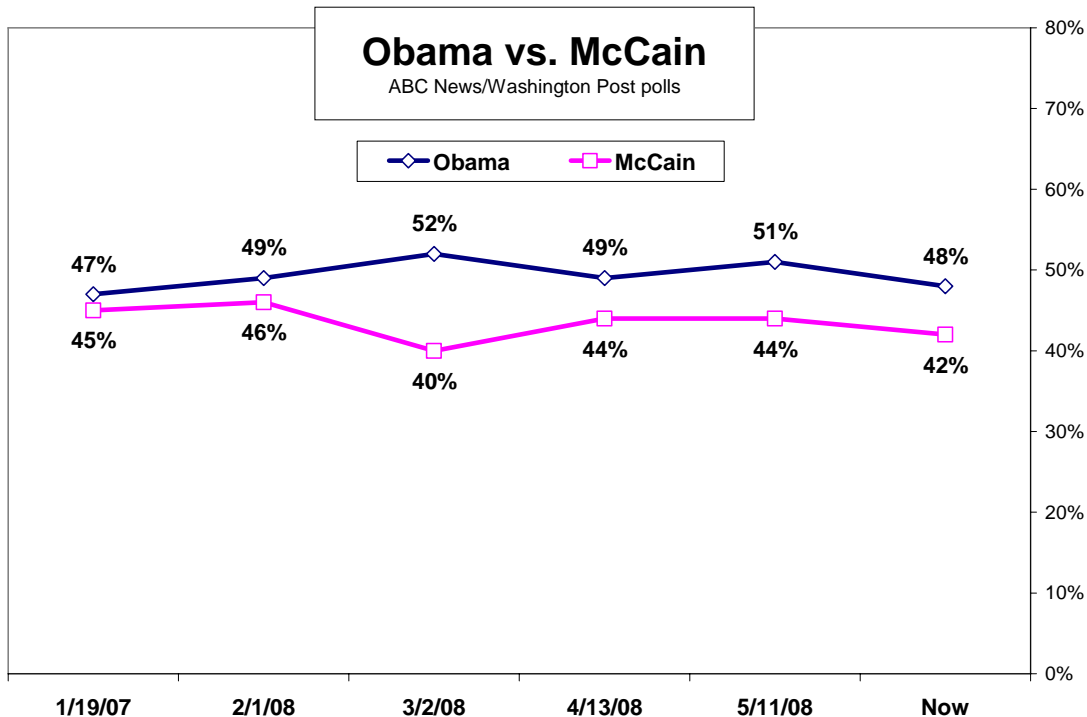
McCain Stays in Range Amid Challenges for Obama

The latest ABC News/Washington Post poll underscores the conundrum of the 2008 presidential election: If everything is so good for Barack Obama, why isn't everything so good for Barack Obama?

Disapproval of George W. Bush has reached a record high for any president in modern polls, a record number of Americans say the country is on the wrong track, Democrats hold a significant advantage in partisan affiliation and Obama leads John McCain on a range of issues and personal attributes, as well as in sheer enthusiasm.

Yet Obama has less of a head-to-head advantage against McCain than these views would imply. Among all Americans, Obama leads by a fairly narrow 6 points; among those most likely to vote – an estimate that it's admittedly early to make – the two are locked in a dead heat. In generic preference in local congressional elections, by contrast, the Democrats lead the Republicans by 15 points, a wide 52-37 percent, among all adults.

Obama's advantage vs. McCain is about the same as in an ABC/Post poll last month – no bounce from Obama's victory in the long-fought Democratic nomination campaign.

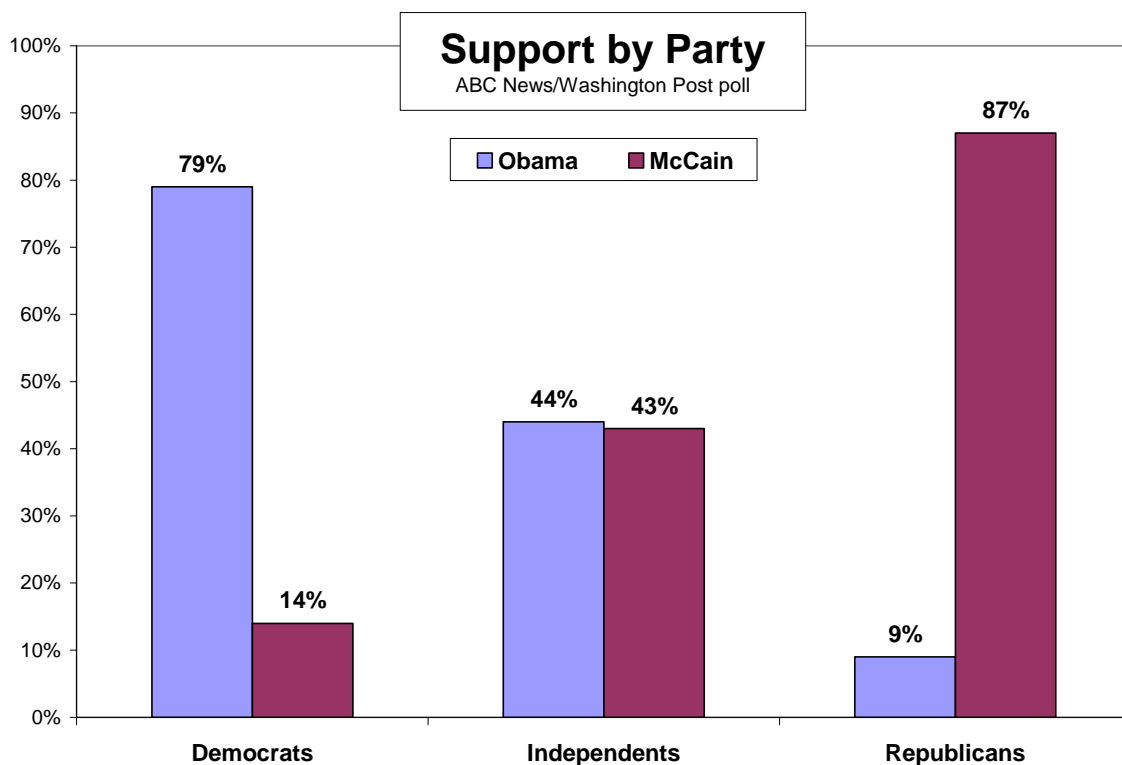


HOW SO? – One of the challenges for Obama in terms of likely voters is the fact that his support relies heavily on young adults, whose turnout on Election Day is far less reliable than their elders'. He leads McCain by more than a 2-1 margin among Americans under 30; that shifts to a tie among middle-aged adults, and a McCain advantage among seniors.

Obama, more broadly, also faces significant unease with his resume, with just half of Americans, 50 percent, saying he's experienced enough to serve as president. Forty-six percent think that's not so, a large number to lose on the basic question of qualifications.

Also, in the two most reliable swing voter groups in presidential elections, Obama and McCain run evenly among independents, and McCain leads by 14 points among white Catholics. (In a shift, McCain's doing better this month than last among women, particularly married white women, while Obama's doing better among men.)

Obama has work to do in his base, as well: Among Democrats who supported Hillary Clinton for president, about one in four, 24 percent, prefer McCain over Obama, and 13 percent pick someone else or say they wouldn't vote. Those are essentially unchanged from an ABC/Post poll last month, before Clinton suspended her campaign and offered Obama a fulsome endorsement.



Obama is not disproportionately weaker among Clinton supporters who comprised her core groups, such as women, seniors and working-class whites. Instead he's losing those who value strength and experience over change, who doubt Obama's qualifications and who see him as a risky choice – mirroring his challenges among all adults more broadly.

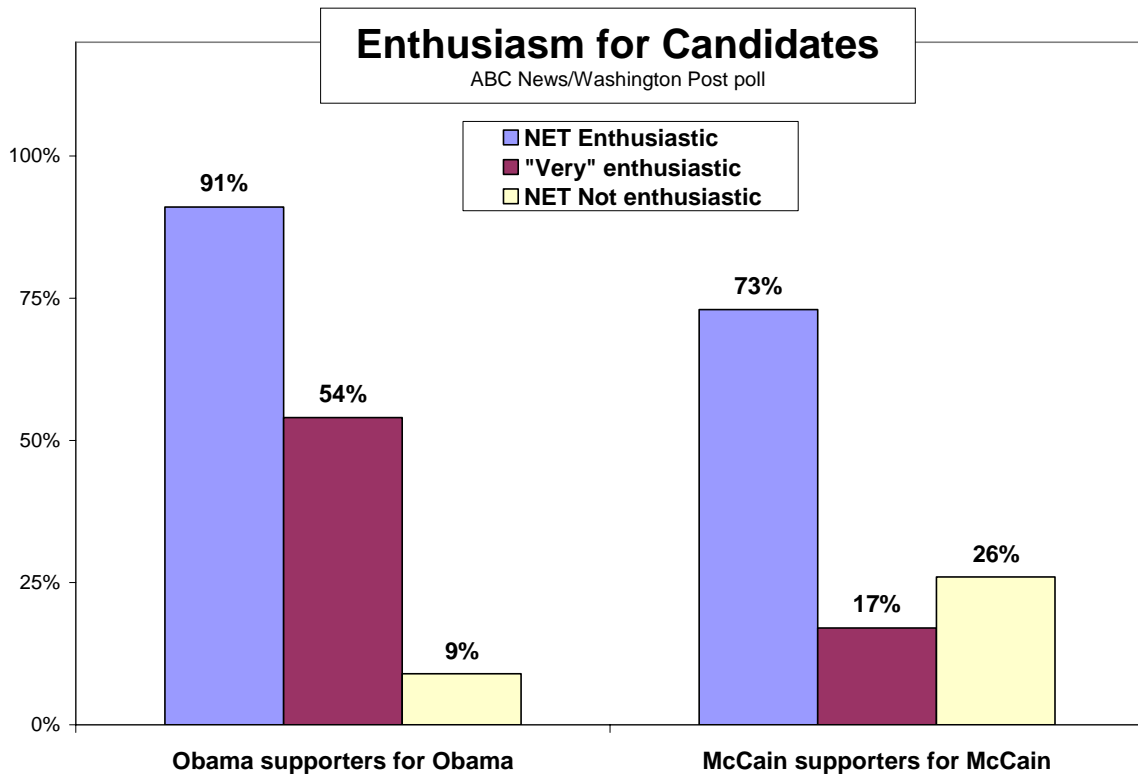
Given his shortfall among Clinton supporters, Obama overall loses slightly more Democrats to McCain – 14 percent – than the number of Republicans defecting from McCain to Obama, 9 percent. As noted, independents split evenly.

With Election Day nearly five months away, there’s time yet for more Clinton supporters to line up behind their party’s presumptive nominee. His fortunes may rely on it.

UPPER HAND – For all these challenges, Obama retains strong fundamentals on issues and attributes, with highly motivated support and broad general appeal. He leads McCain in trust to handle seven of 11 issues tested in this survey, generally by wide margins; McCain has an edge in just two, and by a large margin only on terrorism.

Obama, similarly, leads McCain by double-digit margins on four of five personal attributes, and he’s moved into a tie with McCain on the fifth, stronger leadership, a quality on which McCain led by 11 points in March.

In another sharp difference, Americans are far more apt to think Obama would adequately represent the interests of middle-class Americans (66 percent) than to think McCain would do so (44 percent). Nearly half say McCain would do “too little” for the middle class; just 22 percent say that about Obama.



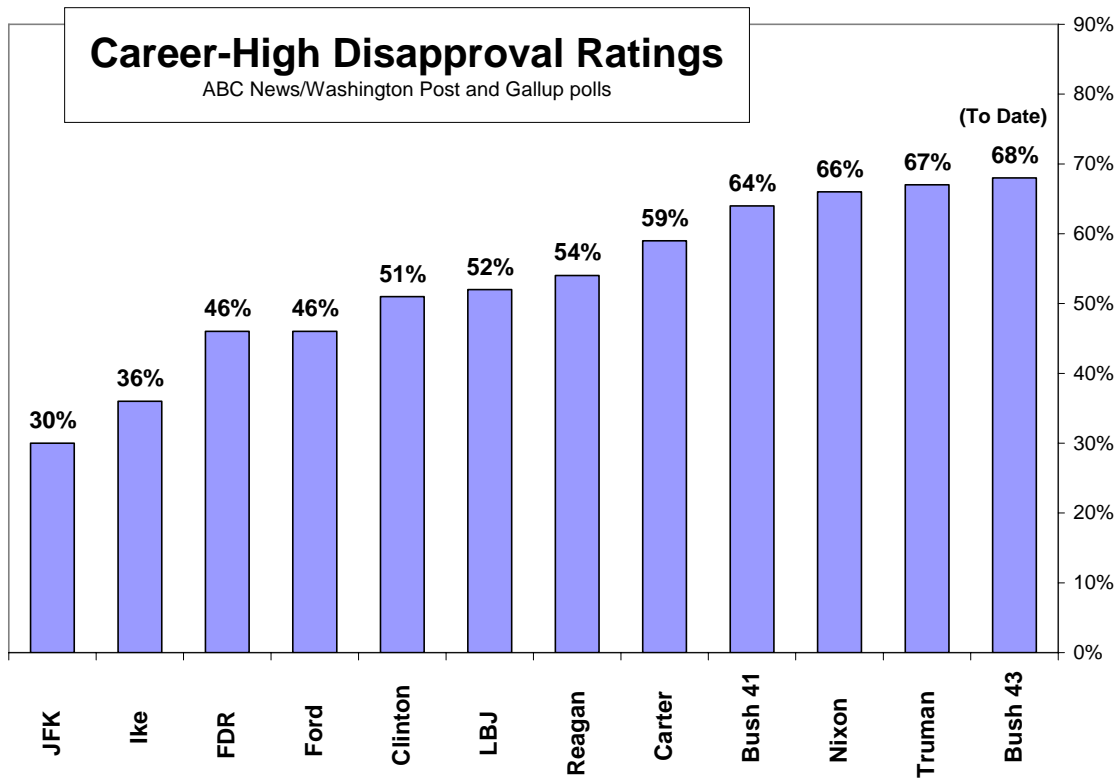
Fifty-five percent of adults, moreover, call themselves “enthusiastic” about Obama’s candidacy, 28 percent “very” enthusiastic – 13 and 19 points more than say so about

McCain. Strikingly, among Obama’s own supporters, 54 percent are very enthusiastic about him; among McCain’s, just 17 percent say the same about their candidate.

Further, 63 percent of Americans now view Obama favorably vs. just 33 percent unfavorably, matching his best to date on this most basic measure of personal popularity. At the same time, nearly as many, 56 percent view McCain favorably, 39 percent unfavorably. That’s notably good for McCain, given that just 38 percent believe he’d lead the country in a direction different from that of the highly unpopular President Bush.

BUSH and TRACK – Obama should be aided by the Republican Party’s troubles. Given economic discontent (and \$4 gas) atop the unpopular Iraq war, Bush’s job approval rating has sunk to a new low in ABC/Post polls, 29 percent; 68 percent now disapprove, the highest in any presidential approval poll dating to Gallup’s first in 1938 (surpassing Harry Truman’s 67 percent disapproval and Richard Nixon’s 66).

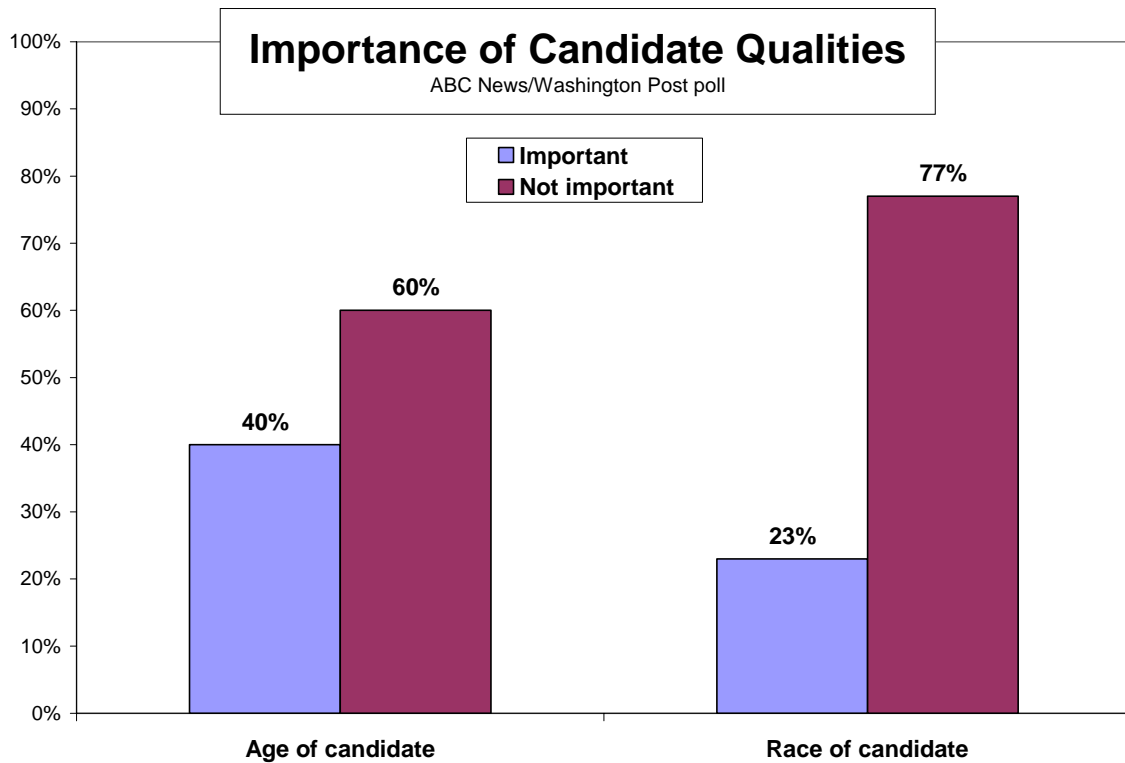
Fifty-four percent “strongly” disapprove, a new high, dwarfing the 10 percent who strongly approve. Among other groups, Bush is at record lows in his own party and among conservatives.



Separately, and for the same reasons, a remarkable 84 percent say the country is seriously off on the wrong track, a record high in polls since the early 1970s. The previous high was 83 percent in June 1992, the summer before Bush’s father lost re-election amid broad economic discontent. It was 82 percent last month.

RACE and AGE – Race continues to look like less of a problem for Obama than age is for McCain. White voters prefer McCain by a 12-point margin, 51-39 percent, but that’s about the average for Democratic presidential candidates. John Kerry lost whites by 17 points, Al Gore by 12, Mike Dukakis and Walter Mondale by broader margins. All the same, Democrats who’ve won the White House have done better among whites.

Twenty-three percent of Americans call the race of the candidate an important factor in their vote; this view, however, doesn’t unequally impact vote preference. For example, just shy of four in 10 whites support Obama regardless of whether they call race important or unimportant in their preference.



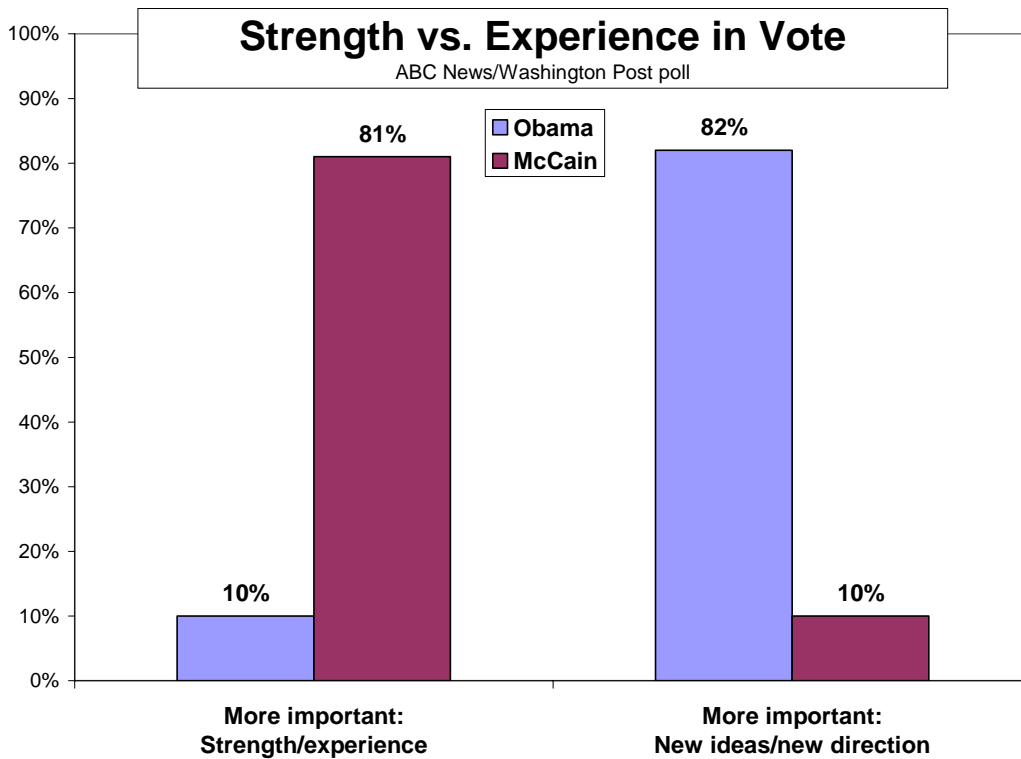
Far more, 40 percent, call the age of the candidate important, and those who do so are nearly 20 points more apt to support Obama than are those who say age isn’t an issue. Solely among seniors, McCain’s support is 25 points lower among those who call age important than among those who say otherwise.

In another result, fairly few Americans, 17 percent, say they think that if elected Obama would do too much in representing the interests of African-Americans, and fewer, 9 percent called this a “big concern.” By contrast, far more, 40 percent think McCain would do too much in representing the interests of large business corporations, a big concern to 31 percent.

This poll includes a closer look at racial attitudes in the presidential contest that’ll be reported later this week.

MORE FACTORS/GROUPS – Among additional factors, there’s progress for Obama in his theme of “change,” with Americans by 50-43 percent citing “new ideas and a new direction” above “experience and strong leadership” as important in their choice for president; that’s a new high for “new direction,” up 7 points in the past month.

Obama wins eight in 10 of those new direction voters; McCain, however, has markedly improved among voters more focused on experience. He now wins support from 81 percent in this group, up from 68 percent last month and similar levels in March and April.



There are similar countervailing trends on the subject of ideology. More Americans say Obama is “just about right” on the liberal-to-conservative ideological scale, 52 percent, than say McCain is about right, 40 percent; that’s because about two in 10 see McCain as too liberal on top of the third who call him too conservative.

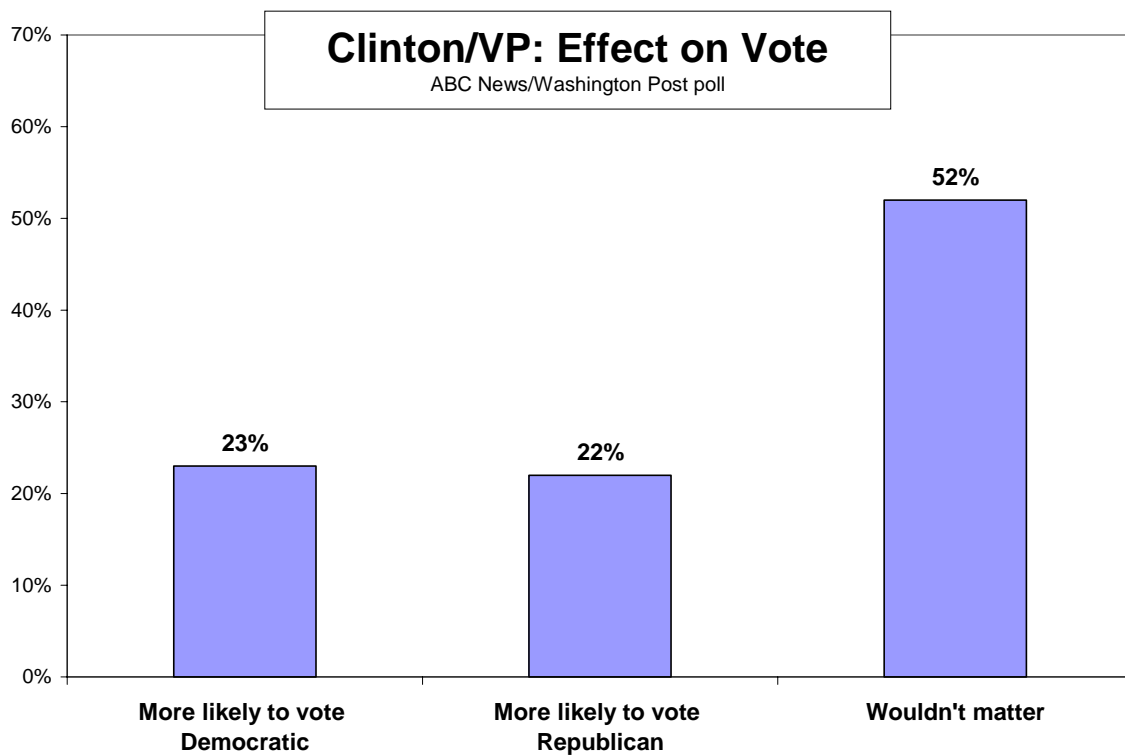
At the same time, the country’s basic ideological posture helps McCain: Thirty-three percent of Americans think of themselves as conservatives, more than half again as many as the 21 percent who are liberals. Obama leads broadly among liberals and moderates alike, but conservatives push McCain back into the match.

Accompanying those ideological divisions, Americans narrowly, by 50-45 percent, say they favor smaller government with fewer services over larger government with more services – down from the bigger “small government” advantages of years past, but

another help to McCain. Small-government Americans favor him by a broad 58-31 percent; those who prefer larger government are for Obama by 65-28 percent.

Among other groups, Obama's winning 90 percent support from blacks (customary for a Democrat) and seven in 10 Hispanics. Among whites, socioeconomic status bears watching; McCain is doing better among working-class whites, but Obama's mitigated that change by improving among high-income whites, similar to the Obama-Clinton trends in the Democratic primaries.

CLINTON – On Clinton, there's been an increase, to 46 percent, in the number of Democrats and Democratic-leaning independents who'd like Obama to pick her for vice president. That's especially so among those who supported Clinton for the nomination; 67 percent would like her for V.P., compared with 32 percent of Obama's backers in the primary campaign.



Yet having Clinton on the ticket currently looks unlikely to make much difference; as many Americans say they'd be less likely to vote Democratic with Clinton on the ticket as more likely. That's a slight shift from May, when it was a slight (7-point) positive for the Democrats.

More broadly, while it didn't do much for Obama, leaving the race looks to have worked well for Clinton's popularity; her favorability rating is up by 10 points from April.

ISSUE/ATTRIBUTE DETAILS – As noted, the closeness of the Obama-McCain standings contrast preferences on issues and attributes. Americans overall say they trust Obama over McCain by 2-1 or more on issues of special concern to women and environmental issues; by 15 to 20 points on health care, gas prices, the economy and energy policy; and by 8 points on taxes.

McCain for his part, leads by 14 points in trust to handle terrorism and holds a slim 6-point edge on international affairs. They're about even on the Iraq war and trust to handle appointments to the Supreme Court.

Obama has advantages on other issues, as well. Seventy-seven percent say a president should meet with leaders of hostile foreign nations, rejecting the argument that this could reward their behavior and make the United States look weak. The public by 2-1 gives a higher priority to providing health care coverage for all Americans than to holding down taxes. Again by 2-1 Americans favor providing tax breaks for companies to develop alternative energy sources, rather than leaving this to the marketplace. And 63 percent continue to say the war in Iraq was not worth fighting, with just 38 percent saying the United States is winning there. Each comes closer to Obama's position.

All these, again, return to an examination of why, given his advantages, Obama's not doing better against McCain – a question on which groups such as swing voters, Clinton supporters, ideological preferences, young voters and concerns about Obama's experience all play a role.

METHODOLOGY - This ABC News/Washington Post poll was conducted by telephone June 12-15, 2008, among a random national sample of 1,125 adults, including an oversample of African Americans (weighted to their correct share of the national population), for a total of 201 black respondents. The results from the full survey have a 3-point error margin. Sampling, data collection and tabulation by TNS of Horsham, PA.

Analysis by Gary Langer.

ABC News polls can be found at ABCNEWS.com at <http://abcnews.com/pollingunit>

Media contact: Cathie Levine, (212) 456-4934.

Full results follow (*= less than 0.5 percent).

1. How closely are you following the presidential race: very closely, somewhat closely, not too closely, or not closely at all?

	---- Closely -----			---- Not closely -----			No opinion
	NET	Very	Smwt.	NET	Not too	At all	
6/15/08	75	34	41	25	12	13	*
5/11/08	83	39	44	17	13	5	0
4/13/08	84	37	47	16	11	5	*
3/2/08	84	42	42	15	11	4	*
2/1/08	81	35	46	19	12	7	*
1/12/08	79	32	47	21	15	6	*

12/9/07	72	21	51	28	19	8	*
11/1/07	67	21	46	33	22	12	0
9/30/07	69	21	48	30	21	10	*
7/21/07	70	22	48	30	20	10	*
6/1/07	66	18	48	34	22	13	*
4/15/07	66	20	45	34	20	14	*
2/25/07	65	20	44	35	25	10	*

2. I'd like you to rate the chances that you will vote in the presidential election in November: Are you absolutely certain to vote, will you probably vote, are the chances 50-50, or less than that?

	Certain to vote	Probably vote	Chances 50/50	Less than that	Don't think will vote (vol.)	No opinion
6/15/08	71	9	8	7	4	*
3/2/08	78	9	7	4	2	*

3. If the 2008 presidential election were being held today and the candidates were (Barack Obama, the Democrat) and (John McCain, the Republican), for whom would you vote?

NET LEANED VOTE

	Obama	McCain	Other (vol.)	Neither (vol.)	Would not vote (vol.)	No opinion
6/15/08	48	42	1	4	1	4
5/11/08	51	44	*	3	1	1
4/13/08	49	44	*	3	3	2
3/2/08	52	40	*	3	2	3
2/1/08	49	46	*	2	1	3
1/19/07	47	45	*	3	1	3

4. (IF NAMED CANDIDATE) Would you definitely vote for (CANDIDATE), or is there a chance you could change your mind and vote for someone else? (IF CHANCE CHANGE MIND) Is there a GOOD CHANCE you'll change your mind, or would you say it's PRETTY UNLIKELY?

Barack Obama:

	Definitely vote for	-Chance change mind - NET	Good	Unlikely	No opinion
6/15/08	72	25	7	18	3
5/11/08	71	26	13	13	3

John McCain:

	Definitely vote for	-Chance change mind - NET	Good	Unlikely	No opinion
6/15/08	69	31	17	13	1
5/11/08	66	32	17	15	2

5. If the election for the U.S. House of Representatives were being held today, would you vote for (the Democratic candidate) or (the Republican candidate) in your congressional district? (IF OTHER, NEITHER, DK, REF) Would you lean toward the (Democratic candidate) or toward the (Republican candidate)?

NET LEANED VOTE

		Dem cand.	Rep cand.	Other (vol.)	Neither (vol.)	Will not vote (vol.)	No opinion
6/15/08	All	52	37	*	2	1	8
11/4/06	LV	51	45	1	1	*	2
	RV	53	43	1	1	*	3
10/22/06	RV	54	41	*	1	*	3
10/8/06	RV	54	41	*	1	1	3
Call for full trend.							

6. Do you approve or disapprove of the way George W. Bush is handling his job as president? Do you approve/disapprove strongly or somewhat?

	----- Approve -----			----- Disapprove -----			No opinion	
	NET	Strongly	Somewhat	NET	Somewhat	Strongly		
6/15/08	29	10	19	68	14	54	3	
5/11/08	31	15	16	66	14	52	2	
4/13/08	33	16	17	64	15	49	2	
3/2/08	32	15	17	66	16	50	2	
2/1/08	33	17	16	65	14	51	2	
1/12/08	32	16	16	66	15	51	2	
12/9/07	33	17	16	64	14	50	3	
11/1/07	33	17	16	64	13	50	3	
9/30/07	33	15	18	64	14	49	3	
9/7/07	33	16	17	64	15	49	3	
7/21/07	33	16	17	65	13	52	2	
6/1/07	35	17	18	62	16	46	3	
4/15/07	35	17	18	62	14	49	2	
2/25/07	36	19	17	62	12	49	2	
1/19/07	33	17	16	65	14	51	2	
12/11/06	36	18	18	62	13	49	2	
11/4/06	40	24	16	57	12	46	2	
10/22/06	37	21	16	60	15	45	3	
10/8/06	39	23	16	60	12	48	1	
9/7/06	42	24	18	55	12	43	3	
8/6/06	40	23	17	58	12	46	2	
6/25/06	38	20	18	60	12	48	2	
5/15/06	33	17	16	65	18	47	2	
4/9/06	38	20	18	60	13	47	1	
3/5/06	41	24	17	58	14	44	1	
1/26/06	42	25	18	56	14	42	2	
1/8/06	46	29	17	52	13	39	2	
12/18/05	47	29	17	52	12	40	1	
11/2/05	39	20	18	60	13	47	1	
10/29/05	39	22	17	58	13	45	3	
9/11/05	42	27	15	57	12	45	1	
8/28/05	45	27	18	53	12	41	2	
6/26/05	48	27	21	51	11	40	1	
6/5/05	48	27	21	52	14	38	1	
4/24/05	47	25	22	50	13	38	3	
3/13/05	50	31	19	48	11	37	3	
1/31/05	50	34	15	45	11	34	5	
1/16/05	52	33	19	46	11	35	2	
12/19/04	48	27	21	49	12	38	2	
10/20/04	50	30	20	46	11	35	4	
10/17/04	LV	54	35	19	45	9	36	2
10/16/04	LV	54	35	19	44	10	34	2
10/15/04	LV	54	35	19	44	10	34	2
10/3/04	LV	53	36	17	46	11	34	1
9/26/04		50	33	18	45	13	32	5
9/8/04		52	35	17	43	11	32	5
8/29/04		50	31	19	47	13	34	3
8/1/04		47	28	18	49	13	36	5

7/25/04	50	32	19	47	13	34	3
7/11/04	48	31	17	50	11	39	2
6/20/04	47	30	17	51	13	39	1
5/23/04	47	31	17	50	14	36	3
4/18/04	51	33	18	47	13	34	1
3/7/04	50	32	18	48	12	36	2
2/11/04	50	30	21	47	14	34	2
1/18/04	58	35	24	40	9	30	2
12/21/03	59	39	21	38	15	23	3
12/14/03	57	37	20	39	10	29	5
12/7/03	53	32	21	40	13	27	7
11/16/03	57	34	23	39	11	28	4
10/29/03	56	30	26	42	13	29	2
10/13/03	53	33	20	43	13	29	4
9/30/03	54	34	20	44	15	29	2
9/13/03	58	35	23	40	14	27	2
9/7/03	56	34	22	41	13	28	4
8/11/03	59	37	22	37	14	23	4
7/10/03	59	35	24	38	13	25	3
6/22/03	68	45	23	29	11	18	4
4/30/03	71	50	22	26	17	9	3
4/16/03	74	52	22	23	9	14	3
4/9/03	77	58	19	20	6	14	4
4/3/03	71	54	16	25	7	19	4
3/23/03	68	NA	NA	27	NA	NA	4
3/20/03	67	NA	NA	28	NA	NA	5
3/2/03	62	38	23	35	13	22	4
2/23/03	60	NA	NA	34	NA	NA	6
2/9/03	64	42	21	34	14	20	3
2/1/03	62	41	21	34	13	22	4
1/28/03	62	43	19	36	13	23	2
1/27/03	59	39	21	37	15	22	4
1/20/03	59	36	23	38	16	22	2
12/15/02	66	37	28	32	12	20	2
11/4/02 LV	67	45	23	31	12	20	1
11/3/02 LV	67	45	22	32	12	20	1
11/2/02 LV	67	47	20	32	9	23	1
10/27/02	67	39	28	29	13	16	4
9/26/02	67	42	25	30	12	18	3
9/8/02	71	42	28	27	12	15	3
7/28/02	69	39	31	28	14	14	3
7/15/02	72	42	31	25	12	13	2
6/17/02	74	42	32	22	9	13	4
6/9/02	77	41	36	20	9	11	3
5/19/02	76	48	28	22	8	13	3
4/21/02	78	47	31	20	9	10	2
3/28/02	79	49	30	18	8	10	3
3/10/02	82	52	30	16	9	7	2
1/27/02	83	56	27	14	7	7	3
12/19/01	86	64	22	12	6	6	2
11/27/01	89	69	21	9	4	5	1
11/6/01	89	65	24	9	5	4	2
10/9/01	92	76	16	6	3	3	1
9/27/01	90	70	20	6	3	3	4
9/13/01	86	63	23	12	5	6	2
9/9/01	55	26	29	41	20	22	3
8/12/01	61	28	33	31	14	17	8
7/30/01	59	28	30	38	17	22	3
6/3/01	55	27	28	40	18	22	6
4/22/01	63	33	30	32	16	16	5
3/25/01	58	NA	NA	33	NA	NA	8
2/25/01	55	NA	NA	23	NA	NA	22

7. Do you think things in this country (are generally going in the right direction) or do you feel things (have gotten pretty seriously off on the wrong track)?

	Right direction	Wrong track	No opinion
6/15/08	14	84	2
5/11/08	16	82	2
1/12/08	21	77	2
11/1/07	24	74	2
6/1/07	25	73	2
1/19/07	26	71	3
11/4/06 RV	39	59	2
10/22/06	30	68	2
10/8/06	32	66	2
5/15/06	29	69	2
11/2/05	30	68	2
10/24/04 LV	41	55	4
4/18/04	42	57	1
4/30/03	52	46	2
9/26/02	43	53	4
2/21/02	54	42	4
2/14/99	55	41	4
11/1/98	55	43	2
11/1/98 LV	55	44	1
8/21/98	57	40	4
7/12/98	50	45	6
4/4/98	55	41	4
1/31/98	61	34	5
1/30/98	61	34	5
1/19/98	44	50	6
8/27/97	39	57	4
6/8/97	37	60	3
3/9/97	34	62	4
10/17/96 RV	40	55	5
10/16/96 RV	42	53	5
10/15/96 RV	43	52	5
10/14/96 RV	44	51	5
10/13/96 RV	44	51	5
9/04/96 RV	40	54	6
8/21/96	28	67	5
6/30/96	26	70	5
3/17/96	27	70	3
1/21/96	27	66	6
1/3/96	21	77	3
4/5/95	23	73	3
1/4/95	27	68	6
10/31/94	27	69	4
7/20/94	26	70	4
3/27/94	28	69	3
1/23/94	31	60	10
11/14/93	25	69	6
8/8/93	26	71	3
6/20/93	26	71	3
4/26/93	27	71	2
3/11/93	36	57	7
2/28/93	37	59	4
1/17/93	31	63	6
12/14/92	35	60	5
10/27/92 RV	22	76	2
10/4/92 RV	18	78	4
6/7/92	14	83	3

4/9/92	16	81	3
3/11/92	18	79	4
1/15/92	19	78	3
11/10/91	24	72	4
10/29/91	26	71	3
8/27/91	31	60	9
7/28/91	30	67	3
6/2/91	39	57	4
4/9/91	42	51	7
2/26/91	58	39	3
1/27/91	49	48	4
10/14/90	19	79	2
9/9/90	36	60	4
8/20/90	35	60	5
7/24/90	37	60	2
5/21/90	39	60	2
3/26/90	44	53	2
2/4/90	49	48	3
1/16/90	48	49	3
5/23/89	42	55	3
3/16/89	46	52	2
1/16/89 LV	51	46	3
10/25/88 RV	49	46	6
9/27/88	48	44	8
7/11/88	40	56	4
5/25/88	35	59	6
3/21/88	40	56	4
1/23/88	39	59	2
12/13/87	49	47	4
12/2/87	35	61	4
9/23/87	43	54	4
6/29/87	35	62	3
4/13/87	37	60	3
3/9/87	38	58	4
1/18/87	39	56	5
9/8/86	50	48	2
1/26/86	45	47	8
7/29/85	52	43	6
1/16/85	59	36	4
5/22/84	47	48	5
12/13/83	43	51	6
11/7/83	51	44	5
4/12/83	41	54	4
3/2/83	43	53	3
1/25/83	58	39	3
1/25/83	43	52	4
10/11/82	35	57	8
1/30/82	39	56	5
2/80*	20	70	10
2/78	34	53	13
2/77	41	44	14
10/75	19	71	9
10/74	15	75	11
10/73	16	74	10

*2/80 and previous: Roper

8. Thinking ahead to the November presidential election, what is the single most important issue in your choice for president?

	----- 2008 -----					----- 2007 -----		
	6/15	5/11	4/13	2/1	1/12	12/9	11/1	9/7
Economy/Jobs	33	36	41	39	29	24	14	11

Iraq/War in Iraq	19	21	18	19	20	23	29	35
Health care	8	6	7	8	10	10	13	13
Terrorism/National security	4	4	5	5	4	9	5	6
Ethics/Honesty/Corruption in government	3	3	4	4	5	4	4	6
Education	2	2	2	2	2	1	2	1
Immigration/Illegal immigration	1	2	4	4	4	5	5	5
Morals/Family values	2	2	2	2	2	3	3	2
Gas/Oil prices/Energy	6	2	1	*	1	0	0	0
Taxes	2	2	*	1	1	1	1	1
Environment	1	1	*	1	1	1	2	1
Abortion	2	1	1	1	1	1	1	1
Foreign policy	2	1	1	1	2	1	2	1
Guns/Gun control	1	1	*	*	*	*	*	*
Federal budget deficit	1	*	*	*	*	*	1	1
Housing/Mortgages	*	*	*	*	*	*	*	*
Social Security	*	*	*	*	1	1	2	1
Iran/Situation in Iran	0	*	0	0	*	0	*	0
Global warming	*	0	0	*	*	*	*	*
None/Nothing	*	*	*	*	*	1	*	*
Other	7	7	7	6	9	7	9	7
No opinion	7	6	5	7	7	7	8	9

9. Do you have a favorable or unfavorable impression of (NAME)? Do you feel that way strongly or somewhat?

6/15/08 - Summary Table

	----- Favorable -----			----- Unfavorable -----			No op.
	NET	Strongly	Somewhat	NET	Somewhat	Strongly	
a. Barack Obama	63	35	28	33	12	21	4
b. John McCain	56	18	38	39	18	21	5
c. Hillary Clinton	54	26	28	43	17	26	3
d. Held for release.							
e. Held for release.							

Trend where available:

a. Barack Obama

	----- Favorable -----			----- Unfavorable -----			No opinion
	NET	Strongly	Somewhat	NET	Somewhat	Strongly	
6/15/08	63	35	28	33	12	21	4
4/13/08	56	28	28	39	14	25	5
1/12/08	63	31	32	30	14	16	7
11/1/07	51	21	30	36	16	20	13
2/25/07	53	21	33	30	16	14	16
1/19/07	45	NA	NA	29	NA	NA	25
12/11/06	44	21	22	23	17	6	33

b. John McCain

	----- Favorable -----			----- Unfavorable -----			No opinion
	NET	Strongly	Somewhat	NET	Somewhat	Strongly	
6/15/08	56	18	38	39	18	21	5
4/13/08	53	17	36	40	19	21	7
1/12/08	59	24	35	30	17	13	11
11/1/07	43	10	34	42	23	19	14
2/25/07	52	13	39	35	22	13	13

1/19/07	49	NA	NA	35	NA	NA	16
12/11/06	50	17	33	31	20	11	19
5/15/06	55	20	35	31	20	11	14
3/5/06	59	22	38	29	18	11	12
6/5/05	57	NA	NA	32	NA	NA	11
7/30/01	57			30			12
2/27/00	60			21			19
10/31/99	36			22			41
9/2/99	22			10			68
3/14/99	20			10			69

c. Hillary Clinton

	----- Favorable -----			----- Unfavorable -----			No opinion
	NET	Strongly	Somewhat	NET	Somewhat	Strongly	
6/15/08	54	26	28	43	17	26	3
4/13/08	44	22	23	54	15	39	2
1/12/08	58	32	26	40	11	29	2
11/1/07	50	28	22	46	11	35	4
2/25/07	49	25	24	48	13	35	3
1/19/07	54	31	23	44	14	30	3
12/11/06	56	27	29	40	11	29	4
5/15/06	54	29	25	42	11	31	4
3/5/06	52	27	25	46	12	33	2
6/5/05	51	NA	NA	46	NA	NA	3
6/1/03	44	15	29	48	16	32	8
9/2/99	49	NA	NA	44	NA	NA	7
6/6/99	59			35			6
3/14/99	60			36			4
2/14/99	63			31			6
11/1/98	64			31			5
8/21/98	64			28			8
8/19/98	64			32			4
4/4/98	58			33			10
1/30/98	60			30			10
1/19/98	52			39			9
3/9/97	47			44			9
9/4/96 RV	47			42			12
6/30/96	44			47			9
1/21/96	28			36			36
1/19/96	32			34			34
10/31/94	47			44			8
5/15/94	54			41			5
3/27/94	53			39			8
1/23/94	55			34			11
11/14/93	58			33			9
8/8/93	59			33			8
4/26/93	54			26			20
2/23/93	59			24			18
1/17/93	51			20			29
7/8/92	30			26			43
3/28/92	28			22			51

10. In your choice for president, how important is the [ITEM] - very important, somewhat important, not so important or not important at all?

6/15/08 - Summary Table

	--- Important ---			--- Not Important ---			No opinion
	NET	Very	Smwt.	NET	Not so	At all	
a. Race of the candidate	23	13	10	77	13	64	*
b. Age of the candidate	40	12	28	60	21	39	*

11. All in all, considering the costs to the United States versus the benefits to the United States, do you think the war with Iraq was worth fighting, or not? Do you feel that way strongly or somewhat?

	----- Worth fighting -----			--- Not worth fighting ---			No opinion
	NET	Strongly	Somewhat	NET	Somewhat	Strongly	
6/15/08	34	21	13	63	9	54	3
4/13/08	34	24	11	64	11	52	2
3/2/08	34	24	11	63	12	51	2
2/1/08	34	23	11	65	11	53	1
1/12/08	35	21	13	64	13	51	2
12/9/07	37	25	12	61	11	50	2
11/1/07	35	23	12	63	12	51	2
9/30/07	38	25	14	59	12	47	3
9/7/07	36	23	13	62	11	51	2
7/21/07	36	25	12	63	10	53	1
6/1/07	37	24	12	61	12	50	2
4/15/07	33	22	11	66	12	54	1
2/25/07	34	22	12	64	13	51	2
1/10/07	40	28	12	58	11	47	2
12/11/06	36	25	11	61	12	50	2
11/4/06 RV	44	33	12	53	10	44	2
10/22/06	40	28	12	57	11	47	2
10/8/06	35	25	10	63	13	50	2
9/7/06	42	29	13	56	11	45	2
8/6/06	39	29	10	59	12	47	1
6/25/06	40	25	15	58	13	45	2
5/15/06	37	24	14	62	12	50	1
4/9/06	41	30	11	58	10	48	1
3/5/06	42	29	14	57	11	46	1
1/26/06	44	32	12	55	13	42	1
1/8/06	43	30	13	55	12	43	2
12/18/05	46	33	14	52	11	42	1
11/2/05	39	25	13	60	12	48	1
8/28/05	46	33	12	53	9	44	1
6/26/05	46	33	13	53	10	43	1
6/5/05	41	29	12	58	12	46	1
4/24/05	44	31	13	54	12	42	2
3/13/05	45	34	11	53	11	42	2
1/16/05	44	32	12	55	10	45	1
12/19/04	42	31	11	56	10	47	2
10/3/04 LV	49	34	15	48	11	37	3
9/26/04 RV	46	35	12	51	8	42	3
9/8/04 RV	51	38	13	45	10	34	4
8/29/04 RV	48	34	14	50	11	39	2
7/25/04	49	36	13	48	11	37	3
6/20/04	47	32	14	52	13	39	2
5/23/04	48	35	13	50	13	37	1
5/6/04	49	NA	NA	47	NA	NA	5
4/18/04	51	"	"	47	"	"	2
3/7/04	52			44			3
2/11/04	48			50			2
1/18/04	56			41			3
12/21/03	59			39			2
12/14/03	53			42			5
11/16/03	52			44			4
10/29/03	54			44			2
10/13/03	54			44			2
9/13/03	61			37			2
9/7/03	54			42			4
8/24/03	57			37			5

8/11/03	61	35	4
7/10/03	57	40	3
6/22/03	64	33	3
4/30/03	70	27	4
2/2/92*	66	32	2
7/28/91	67	30	3
6/2/91	70	26	3
3/4/91	86	13	1

*2/2/92 and previous: "the Persian Gulf war"; 3/4/91: "this war"

12. Do you think (the United States should keep its military forces in Iraq until civil order is restored there, even if that means continued U.S. military casualties); OR, do you think (the United States should withdraw its military forces from Iraq in order to avoid further U.S. military casualties, even if that means civil order is not restored there)?

	Keep forces	Withdraw forces	No opinion
6/15/08	41	55	4
4/13/08	41	56	3
12/9/07	43	53	4
9/30/07	43	54	3
7/21/07	39	59	3
4/15/07	42	56	2
2/25/07	42	56	2
1/19/07	46	52	3
12/11/06	48	48	4
11/2/05	52	44	4
8/28/05	54	44	2
6/26/05	58	41	2
12/19/04	58	39	3
6/20/04	57	42	1
5/23/04	58	40	2
4/18/04	66	33	1
11/16/03	62	34	4
10/29/03	58	38	3
9/13/03	65	32	3
8/24/03	69	27	4
7/10/03	72	26	2

13. All told, do you think the United States is winning or losing the war in Iraq?

	Winning	Losing	Neither/ tie (vol.)	No opinion
6/15/08	38	46	9	6
9/7/07	34	48	14	5
4/15/07	32	53	12	2
1/10/07	29	57	12	2
12/11/06	34	52	9	4
12/18/05	56	34	8	2
8/28/05	51	38	8	3

14. The U.S. Supreme Court has ruled that non-citizens suspected of terrorism who are being held in Guantanamo Bay, Cuba, should be allowed to challenge their detentions in the U.S. civilian court system. (Supporters of this ruling say it provides detainees with basic constitutional rights.) (Critics of the ruling say only special military tribunals should be allowed, because hearings in open court could compromise terrorism investigations.) What's your view - do you think these detainees should or should not be able to challenge their detentions in the civilian court system?

	Should	Should not	No opinion
6/15/08	34	61	6

15-16 previously released.

17. Regardless of who you may support, who do you trust more to handle [ITEM] - (Obama) or (McCain)?

6/15/08 - Summary Table*

	Obama	McCain	Both (vol.)	Neither (vol.)	No opinion
a. The economy	52	36	2	5	5
b. International affairs	43	49	2	2	3
c. The war in Iraq	46	47	*	3	4
d. Issues of special concern to women	58	26	3	5	9
e. Gasoline prices	50	30	2	11	6
f. Global warming and other environmental issues	55	28	2	6	9
g. The U.S. campaign against terrorism	39	53	2	3	4
h. Taxes	48	40	1	6	6
i. Health care	53	33	1	6	7
j. Energy policy	51	36	1	5	6
k. Appointments to the U.S. Supreme Court	45	43	1	2	9

*Full sample asked item a, half sample asked items b-f, other half sample asked items g-k.

Trend where available:

a. The economy

	Obama	McCain	Both (vol.)	Neither (vol.)	No opinion
6/15/08	52	36	2	5	5
5/11/08	48	38	2	8	4
3/2/08	49	37	2	6	6

b. No trend.

c. The war in Iraq

6/15/08	46	47	*	3	4
5/11/08	46	45	1	5	3
3/2/08	43	48	1	4	5

d. No trend.

e. Gasoline prices

6/15/08	50	30	2	11	6
5/11/08	48	28	3	14	7

f. No trend.

g. The U.S. campaign against terrorism

6/15/08	39	53	2	3	4
---------	----	----	---	---	---

5/11/08	34	55	4	4	3
3/2/08	33	58	2	3	5

h. No trend.

i. Health care

6/15/08	53	33	1	6	7
5/11/08	55	31	2	7	5
3/2/08	56	30	*	7	6

j. No trend.

k. No trend.

18. Regardless of who you may support, who do you think [ITEM] - (Obama) or (McCain)?

6/15/08 - Summary Table*

	Obama	McCain	Both (vol.)	Neither (vol.)	No opinion
a. is the stronger leader	46	46	3	1	4
b. would do more to bring needed change to Washington	60	26	1	8	4
c. better represents your own personal values	51	38	2	5	3
d. better understands the problems of people like you	53	35	1	7	4
e. would do more to stand up to lobbyists and special interest groups	51	36	2	6	5

*Full sample asked item a, half sample asked items b-c, other half sample asked d-e.

Trend where available:

a. is the stronger leader

	Obama	McCain	Both (vol.)	Neither (vol.)	No opinion
6/15/08	46	46	3	1	4
5/11/08	42	46	3	2	6
3/2/08	40	51	2	1	6

b. would do more to bring needed change to Washington

6/15/08	60	26	1	8	4
5/11/08	59	29	2	6	4
3/2/08	56	31	1	6	6

c. No trend.

d. better understands the problems of people like you

6/15/08	53	35	1	7	4
5/11/08	54	35	2	5	3
3/2/08	56	29	2	7	7

e. No trend.

19. Which of these is more important to you in a candidate for president:
(strength and experience) or (a new direction and new ideas)?

	Strength and experience	New direction and new ideas	Both (vol.)	Neither (vol.)	No opinion
6/15/08	43	50	6	1	1
5/11/08	47	43	9	1	1
4/13/08	49	43	6	1	1
3/2/08	45	46	7	1	1
2/1/08	51	39	7	1	1
1/12/08	47	43	9	*	1
12/9/07	54	38	6	*	1
11/1/07	49	41	8	1	1
9/30/07	52	40	7	1	1
7/21/07	50	41	6	*	2

20. How much do you feel you know about [NAME] positions on specific issues - a great deal, a good amount, only some, or little or none?

6/15/08 - Summary Table

	-Grt deal/Good amount-			- Some/Little-none-			No
	NET	Great	Good amt	NET	Some	Little	opinion
a. Obama's	50	15	35	50	33	17	*
b. McCain's	48	12	36	51	32	19	*

Trend:

a. No trend.

b. McCain's

	-Great deal/Good amount-			-Only some/Little-none-			No
	NET	Great	Good amt	NET	Some	Little	opinion
6/15/08	48	12	36	51	32	19	*
2/24/00	32	6	26	66	40	27	2
10/31/99	16	4	12	83	22	60	1

21. Do you think of [NAME] as a very safe choice for president, somewhat safe, somewhat risky, or very risky?

	----- Safe -----			----- Risky -----			No
	NET	Very	Smewht	NET	Very	Smewht	opinion
a. Obama	52	18	34	46	18	28	2
b. McCain	56	16	40	42	17	25	2

Compare to:

	----- Safe -----			----- Risky -----			No
	NET	Very	Smewht	NET	Very	Smewht	opinion
Gore:							
7/23/00	57	18	39	40	15	24	3
2/27/00	58	24	33	40	20	21	2
9/2/99	53	17	36	44	19	26	3
Bush:							
7/23/00	59	20	39	38	13	24	3
2/27/00	61	22	39	37	20	17	2
9/2/99	66	22	44	31	8	23	3

22. Thinking about his candidacy for president so far, how enthusiastic are you about [NAME] - very enthusiastic, fairly enthusiastic, not too enthusiastic, or not enthusiastic at all?

6/15/08 - Summary Table

	--- Enthusiastic --			---- Not Enthusiastic ----			No
	NET	Very	Fairly	NET	Not too	Not at all	opinion
a. Obama	55	28	27	44	18	26	1
b. McCain	42	9	33	57	28	29	1

a. No trend.

b. McCain

	--- Enthusiastic --			---- Not Enthusiastic ----			No
	NET	Very	Fairly	NET	Not too	Not at all	opinion
6/15/08	42	9	33	57	28	29	1
2/27/00	50	15	35	48	27	21	2

23. Regardless of who you may support, do you think Barack Obama does or does not have the kind of experience it takes to serve effectively as president?

	Does	Does not	No opinion
6/15/08	50	46	4
3/2/08	49	45	6

24. If McCain were elected president, do you think he'd (mainly lead the country in a new direction), or (mainly continue in George W. Bush's direction)?

	New direction	Same direction	No opinion
6/15/08	38	57	5

25. Do you think [NAME] views on most issues are too (liberal) for you, too (conservative) for you, or just about right?

a. Obama

	Too liberal	Too conservative	About right	No opinion
6/15/08	36	5	52	7
3/2/08	31	6	56	7

b. McCain

	Too liberal	Too conservative	About right	No opinion
6/15/08	19	34	40	8
3/2/08	16	34	41	8
2/27/00	16	19	55	11
2/24/00	20	16	49	15
2/6/00	15	22	46	16

26. Some people say a president (should NOT meet with leaders of foreign countries that are hostile toward the United States, because it could reward their behavior and make the U.S. look weak). Others say a president (SHOULD be willing to meet with leaders of foreign countries that are hostile toward the

United States because talking can improve relations and avoid confrontation.)
Which of these views comes closer to your own?

	Should not meet	Should meet	No opinion
6/15/08	20	77	3

27. (ASKED OF LEANED DEMOCRATS) Who did you want to see win the Democratic nomination for president this year - (Hillary Clinton) or (Barack Obama)?

NET LEANED SUPPORT

	Hillary Clinton	Barack Obama	Other (vol.)	Neither (vol.)	No opinion
6/15/08	39	59	1	1	1

28. (ASKED OF LEANED DEMOCRATS) Thinking about the outcome of the Democratic primaries, would you describe yourself as (enthusiastic, satisfied but not enthusiastic, dissatisfied but not angry, or angry)?

	--- Enthusiastic/Satisfied ---			--- Dissatisfied/Angry ---			No opin.
	NET	Enthusiastic	Satisfied	NET	Dissatisfied	Angry	
6/15/08	75	32	43	24	21	4	1

29. (ASKED OF LEANED DEMOCRATS) Who would you like Obama to choose as his vice presidential running-mate? (OPEN-ENDED)

	6/15/08	5/11/08	3/2/08
Al Gore	1	2	1
Anthony Zinni	0	0	*
Bill Richardson	2	3	3
Chris Dodd	0	0	*
Colin Powell	*	*	*
Evan Bayh	*	*	*
Hillary Clinton	46	39	36
Janet Napolitano	0	0	0
Jim Jones	0	0	0
Jim Webb	2	1	*
John Edwards	8	10	11
Joe Biden	1	*	1
Joe Lieberman	0	*	*
Kathleen Sebelius	*	*	*
Mark Warner	0	0	0
Mike Bloomberg	0	*	*
Sam Nunn	*	*	*
Ted Strickland	0	0	*
Tim Kaine	0	0	0
Tom Daschle	*	*	*
Tom Vilsack	0	0	0
Wesley Clark	0	0	*
Other	5	4	8
None	0	*	0
Up to him (vol.)	4	4	5
No opinion	31	36	34

30. Would having Hillary Clinton as Obama's vice presidential running-mate make you more likely to vote for the Democratic ticket in November, more likely to vote for the Republican ticket, or wouldn't it make much difference in your vote?

	Democratic ticket	Republican ticket	Wouldn't make much difference	Would not vote (vol.)	No opinion
6/15/08	23	22	52	1	1
5/11/08	25	18	54	3	1

31. When it comes to representing the interests of [ITEM] do you think that as president Obama would do too much, too little or about the right amount? (IF TOO MUCH OR TOO LITTLE) Is that a big concern to you, or not a big concern?

6/15/08 - Summary Table

	NET	----- Too much Big concern	----- Not big concern	NET	----- Too little Not big concern	----- Big concern	About the right amt	No op.
a. African Americans	17	9	8	4	2	2	73	6
b. Middle- class Americans	7	5	2	22	4	18	66	4

32. When it comes to representing the interests of [ITEM] do you think that as president McCain would do too much, too little or about the right amount? (IF TOO MUCH OR TOO LITTLE) Is that a big concern to you, or not a big concern?

6/15/08 - Summary Table

	NET	----- Too much Big concern	----- Not big concern	NET	----- Too little Not big concern	----- Big concern	About the right amt	No op.
a. Large business corps.	40	31	9	16	8	8	38	6
b. Middle- class Americans	2	2	1	49	8	41	44	4

33. Generally speaking, would you say you favor (smaller government with fewer services), or (larger government with more services)?

	Smaller govt. fewer services	Larger govt. more services	No opinion
6/15/08	50	45	5
11/1/07	50	44	5
6/20/04	50	46	4
11/4/02 LV	61	34	5
11/3/02 LV	60	34	5
11/2/02 LV	62	34	3
7/15/02	53	42	6
1/27/02	54	41	5
10/9/00 RV	58	32	10
10/1/00 RV	58	33	9
7/23/00	59	34	7
7/23/00 RV	61	32	7
4/2/00	56	38	7
8/16/98	59	35	6
8/5/96	63	32	5
7/8/92	55	38	7

34. On another subject, do you think abortion should be legal in all cases, legal in most cases, illegal in most cases or illegal in all cases?

	NET	Legal		Illegal			No opinion
		All cases	Most cases	NET	Most cases	All cases	
6/15/08	53	18	35	44	28	16	3
1/12/08	57	21	36	40	25	15	3
12/9/07	53	18	35	44	27	17	3
11/1/07	55	19	36	43	27	16	2
7/21/07	56	23	34	41	28	14	2
2/25/07	56	16	39	42	31	12	2
12/18/0	56	17	40	41	27	13	3
4/24/05	56	20	36	42	27	14	3
12/19/04	55	21	34	42	25	17	3
5/23/04	54	23	31	44	23	20	2
1/20/03	57	23	34	42	25	17	2
8/12/01	49	22	27	48	28	20	3
6/24/01	52	22	31	43	23	20	4
1/15/01	59	21	38	39	25	14	1
9/6/00 RV	55	20	35	42	25	16	3
7/23/00	53	20	33	43	26	17	4
9/2/99	56	20	37	42	26	15	2
3/14/99	55	21	34	42	27	15	3
7/12/98	54	19	35	42	29	13	4
8/5/96	56	22	34	41	27	14	3
6/30/96	58	24	34	40	25	14	2
10/1/95	60	26	35	37	25	12	3
9/21/95	60	24	36	36	25	11	4
7/17/95	59	27	32	40	26	14	1

35. Which of these do you think is more important: (providing health care coverage for all Americans, even if it means raising taxes) or (holding down taxes, even if it means some Americans do not have health care coverage)?

	Providing healthcare for all Americans	Holding down taxes	No opinion
6/15/08	66	31	3
9/30/07	70	27	3
9/12/06	68	28	4
10/13/03	79	17	4
12/15/99	71	26	3

36. Do you think the government should (offer tax breaks for companies to develop alternative energy sources,) or should it (leave it to the marketplace to develop alternative energy sources, without tax breaks)?

	Offer tax breaks	Leave it to marketplace	No opinion
6/15/08	63	32	4

37-44 Held for release.

END