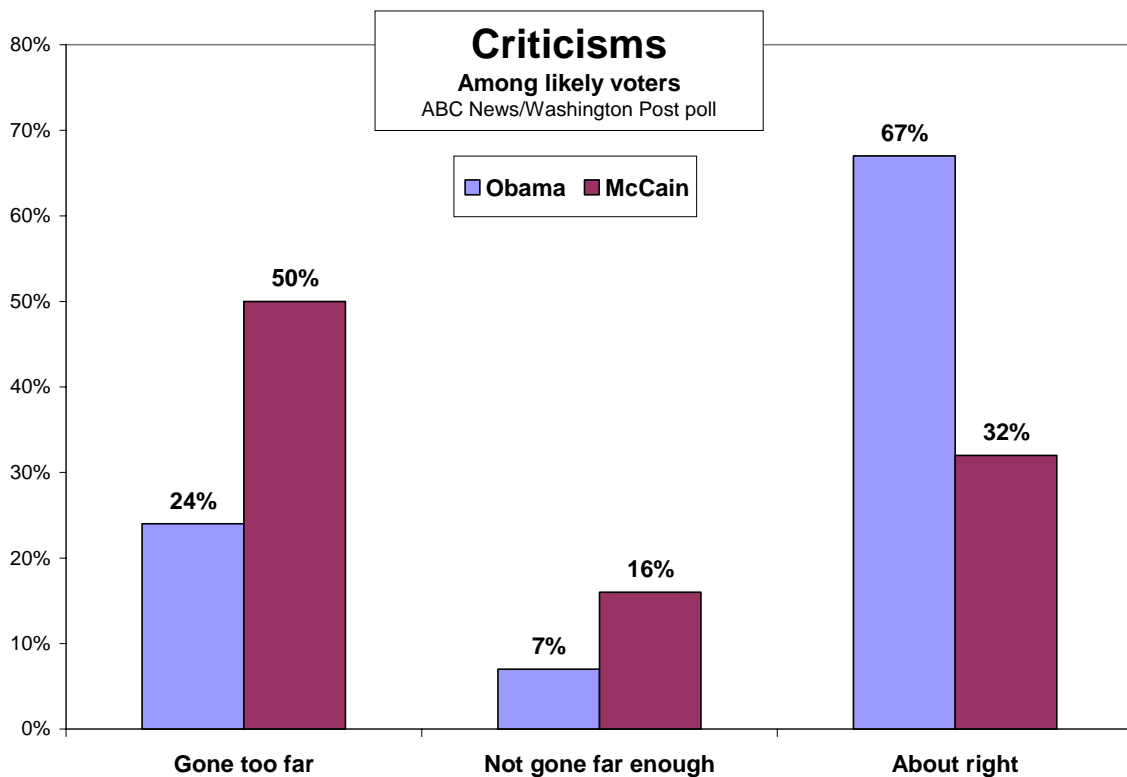


Obama Leads in Tone; Economy's His Main Boost

The 2008 campaign enters its final weekend with an advantage for Barack Obama in tone as well as substance: Likely voters are twice as apt to say John McCain has gone too far in criticizing Obama as to say Obama's crossed the line in taking on McCain.

It might be worth it for McCain if his criticisms were gaining traction – but the latest ABC News/Washington Post tracking poll suggests otherwise. Slightly more likely voters see a bigger risk that McCain would create too few government regulations than that Obama would create too many – one of McCain's lines of argument. And 54 percent see Obama as a "safe" choice for president, deflecting another McCain thrust.

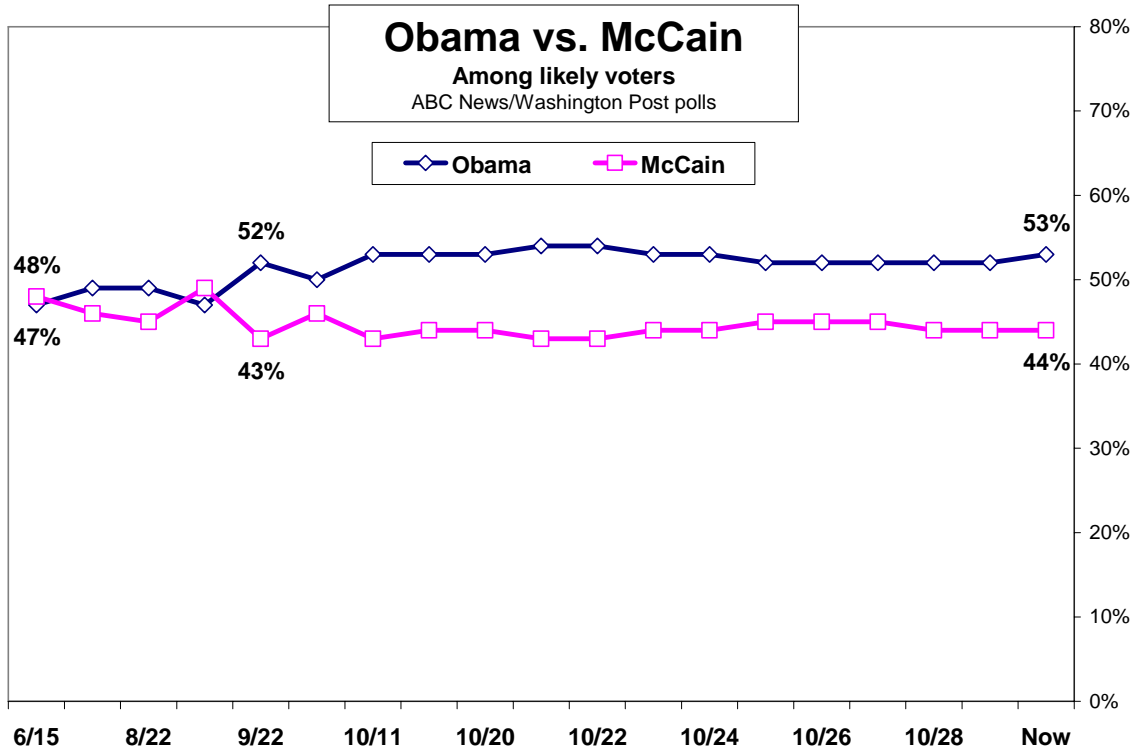


On issues, Obama continues to lead in trust to handle the economy and taxes – the latter especially unusual for a Democrat – and they run about evenly, 49-46 percent, in trust to handle a crisis, another area in which McCain has struggled to gain greater leverage.

Economic concerns are boosting Obama in some usually more-Republican groups; in vote preference he runs evenly with McCain, for example, among white men who cite the economy as the single most important issue in their choice. As a result Obama trails among white men overall by 9 points – a group John Kerry lost by 25.

Even with these advantages for Obama the two are running closely in some customary swing voter groups: among independents, 50-46 percent Obama-McCain; among white Catholics, 48-49 percent; among married women, 48-49 percent. And movable voters, the small group – now just 8 percent – who haven’t made up their minds for sure, split 31-34 percent, with the rest fully undecided.

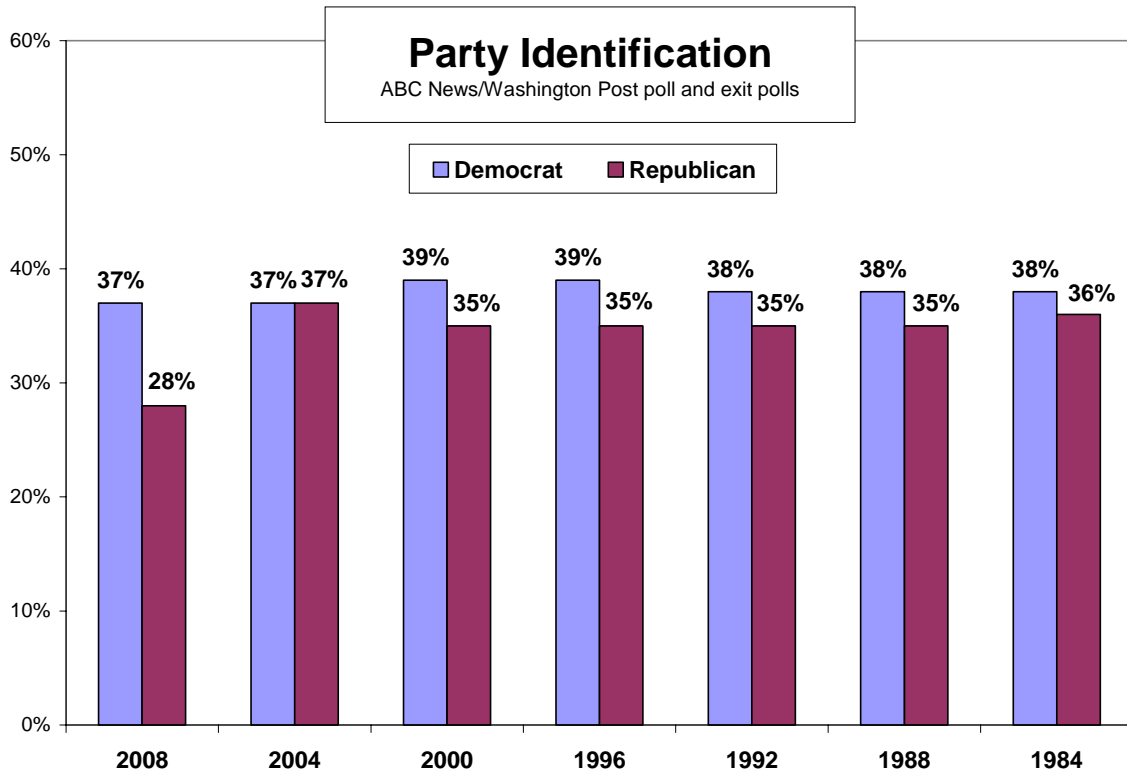
Obama gains his overall advantage, 53-44 percent among likely voters, with help from the fact that more Democrats than Republicans are likely voters. Democrats account for 37 percent of likely voters in this ABC/Post poll, about their usual level in exit polls. Republicans account for 28 percent, well under their norm.



That differential is greater than in previous presidential elections since 1984, in which voters have been anywhere from evenly divided between the two parties to +4 points Democratic. And political party identification was just +2 points Democratic in the latest midterm election in 2006.

If this election were a replay of past recent ones, more Republicans would vote, and the outcome would be closer than the current standings. But other data counter that scenario,

including a five-year Democratic gain in allegiance among all adults, from 31-31 percent parity in 2003 to an average 10-point Democratic advantage, 36-26 percent, in ABC/Post polls this year.



It's also a year in which enthusiasm for Obama is running far higher than it is for McCain, the incumbent Republican president has broken the record for disapproval in 70 years of polling, economic unease is at historic highs and new voter registration has soared, particularly among young adults, one of Obama's single best support groups.

CRITICISMS – Fifty percent of likely voters say McCain has “gone too far” in his criticisms of Obama, twice the number who say Obama's gone to far in criticizing McCain. An additional 16 percent – almost all chiefly McCain partisans – say he's not gone far enough. That leaves just 32 percent who say McCain's handled the tone of his campaign “about right,” vs. 67 percent who say that about Obama.

These views are strongly partisan, but appear even among McCain's core supporters. While 27 percent of Republicans say McCain has not gone far enough in criticizing Obama, about as many, 23 percent say he's gone too far. Among conservatives, 30 percent say McCain's not gone far enough – but 27 percent say he's gone too far.

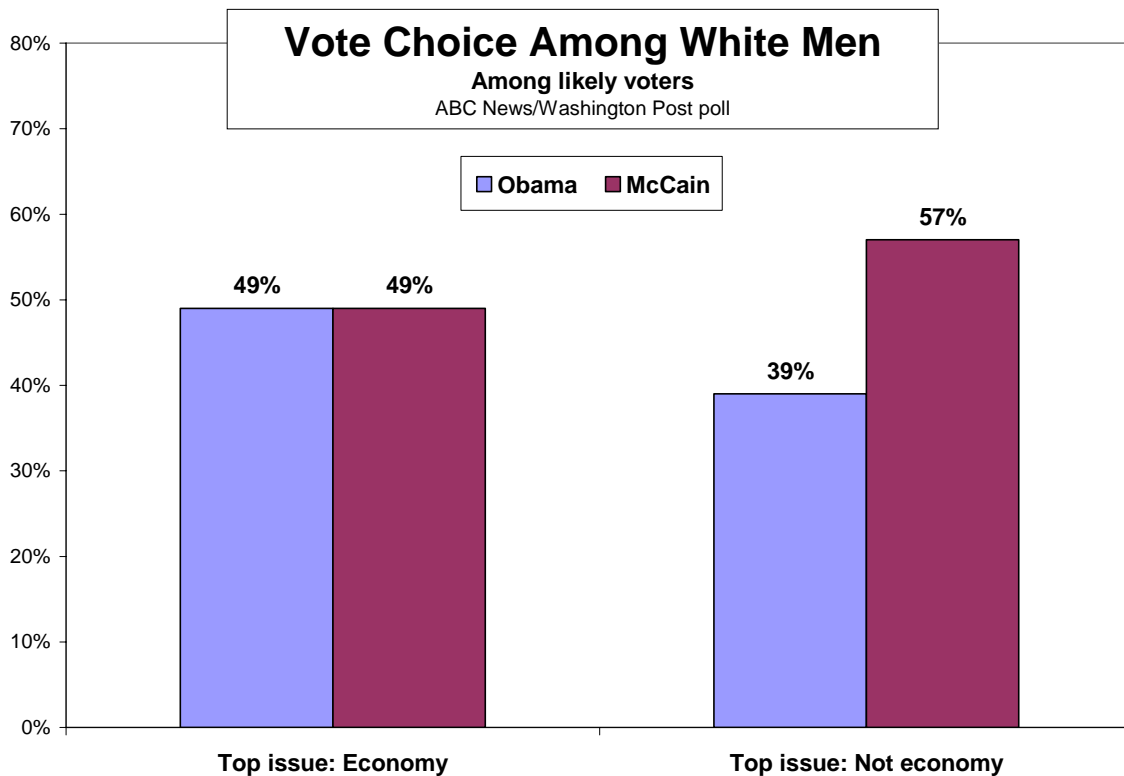
And while 74 percent of Democrats say McCain's gone too far in criticizing Obama, just 44 percent of Republicans say Obama's crossed the line with their party's candidate.

REGS – There also are political and ideological splits on the question of government regulation. Two-thirds of liberals and Democrats say lack of regulation by McCain is a bigger risk than over-regulation by Obama; seven in 10 conservatives and Republicans say the opposite. But moderates divide by 51-31 percent in Obama’s favor, independents by a much closer 47-41 percent. The question is a toss-up in the 16 most closely contested battleground states.

While McCain's pushed it, these results show scant movement from an ABC/Post poll Oct. 11.

GROUPS and ECONOMY – At 46 percent, Obama’s overall support among whites is numerically his best of the campaign, and the best for a Democrat in exit polls since Jimmy Carter in 1976 (although Ross Perot deflated Bill Clinton’s tally in 1992 and 1996).

Among other groups, Obama leads McCain by 13 points among women, 55-42 percent, similar to Al Gore’s 11-point margin among women in 2000. The difference is that Gore lost men by 11 points, while today they divide by a scant 3 points, 49-46 percent, Obama-McCain. Obama’s losing white men by 9 points – but, as noted, Kerry lost them by 25, Gore by 24.



The difference, above all else, appears to be the economy. It towers above other issues as likely voters’ top concern, cited by 53 percent. And it matters, including in some of those

traditionally less-Democratic groups. Among men who cite the economy as their top concern, Obama leads McCain, 54-41 percent. Among white men only, economy voters divide evenly, 49-49 percent. White men mainly concerned with issues other than the economy, by contrast, go 57-39 percent for McCain.

METHODOLOGY – Interviews for this ABC News/Washington Post tracking poll were conducted by telephone Oct. 27-30, 2008, among a random national sample of 1,580 likely voters, including landline and cell-phone-only respondents. Results have a 2.5-point error margin for the full sample. Questions 10 and 33 were asked Oct. 28-29 among 673 likely voters; those results have a 4-point error margin. Questions 36, 37 and 38 were asked Oct. 29-30 among 924 likely voters; those results have a 3-point error margin. Sampling, data collection and tabulation by TNS of Horsham, PA.

Analysis by Gary Langer.

For details on ABC News polls including full questionnaires, methodology and sampling error information, see <http://abcnews.com/pollingunit>.

Media contact: Cathie Levine, (212) 456-4934.

Full results follow (*= less than 0.5 percent).

1. (ASKED OF REGISTERED VOTERS) How closely are you following the presidential race: very closely, somewhat closely, not too closely, or not closely at all?

	---- Closely ----			---- Not closely ----			No
	NET	Very	Smwt.	NET	Not too	At all	opinion
10/30/08 RV	89	59	29	11	7	4	*

Call for full trend.

2. (ASKED OF REGISTERED VOTERS) I'd like you to rate the chances that you will vote in the presidential election in November: Are you absolutely certain to vote, will you probably vote, are the chances 50-50, or less than that?

	Certain	Probably	Chances	Less than	Don't think	Already	No
	to vote	vote	50/50	that	will vote	voted	op.
					(vol.)	(vol.)	
10/30/08 RV	74	6	4	1	*	15	*

Call for full trend.

2a. (ASKED IF CERTAIN IN Q2) Do you think you'll (vote in person at your polling place on Election Day), or (vote before Election Day by early voting or mail-in ballot)?

	Vote	Early voting/	Already	No opinion
	in person	mail-in ballot	voted (vol.)	
10/30/08 RV	77	20	2	1

Call for full trend.

3. (ASKED OF REGISTERED VOTERS) If the 2008 presidential election were being held today and the candidates were (Barack Obama and Joe Biden, the Democrats) and (John McCain and Sarah Palin, the Republicans), for whom would you vote? (ASKED IF ALREADY VOTED) Confidentially and for statistical purposes only, did you vote for (Barack Obama and Joe Biden) or for (John McCain and Sarah Palin)?

NET LEANED VOTE - LIKELY VOTERS

	Obama	McCain	Other (vol.)	Neither (vol.)	No opinion
10/30/08	53	44	1	1	2
10/29/08	52	44	1	1	2
10/28/08	52	44	1	1	3
10/27/08	52	45	1	1	2
10/26/08	52	45	*	1	2
10/25/08	52	45	*	1	2
10/24/08	53	44	1	1	2
10/23/08	53	44	*	1	2
10/22/08	54	43	1	1	2
10/21/08	54	43	1	1	1
10/20/08	53	44	1	1	1
10/19/08	53	44	1	1	2
10/11/08	53	43	1	1	2
9/29/08	50	46	*	2	2
9/22/08	52	43	*	1	3
9/7/08	47	49	1	1	3
8/22/08	49	45	*	2	4
7/13/08	49	46	1	2	2
6/15/08	47	48	1	2	2

NET LEANED VOTE - REGISTERED VOTERS

	Obama	McCain	Other (vol.)	Neither (vol.)	Would not vote (vol.)	No opinion
10/30/08	53	42	1	2	*	3
10/29/08	51	42	1	2	1	3
10/28/08	51	42	1	2	1	3
10/27/08	51	42	1	2	1	3
10/26/08	51	43	1	1	1	3
10/25/08	51	44	*	1	*	3
10/24/08	52	42	1	2	*	3
10/23/08	52	42	1	1	1	3
10/22/08	54	41	1	2	1	3
10/21/08	53	41	1	1	1	3
10/20/08	52	42	1	1	1	3
10/19/08	52	42	1	1	1	3
10/11/08	54	41	1	2	*	2
9/29/08	49	45	1	2	*	3
9/22/08	52	42	1	1	*	4
9/7/08	47	46	1	1	1	4
8/22/08	49	43	*	3	2	3
7/13/08	50	42	1	3	1	2
6/15/08	49	45	1	3	1	3
5/11/08	51	44	*	2	1	1
4/13/08	49	44	*	3	3	2
3/2/08	53	40	*	2	1	3
2/1/08	47	48	1	1	1	2
1/19/07	47	45	*	3	1	4

3b. (ASKED OF LIKELY VOTERS IF NAMED CANDIDATE) Would you definitely vote for (CANDIDATE), or is there a chance you could change your mind and vote for

someone else? (IF CHANCE CHANGE MIND) Is there a GOOD CHANCE you'll change your mind, or would you say it's PRETTY UNLIKELY?

	Definitely vote for	-Chance change mind - NET	Good	Unlikely	No opinion
10/30/08 LV	93	7	2	4	1
10/29/08 LV	92	7	3	5	1
10/28/08 LV	91	9	3	5	*
10/27/08 LV	91	9	3	5	*
10/26/08 LV	91	9	3	6	*
10/25/08 LV	91	9	3	6	*
10/24/08 LV	91	9	4	5	1
10/23/08 LV	91	9	4	5	1
10/22/08 LV	90	9	4	5	1
10/21/08 LV	89	10	5	5	1
10/20/08 LV	89	10	4	6	1
10/19/08 LV	88	10	5	6	1
10/11/08 LV	88	11	4	7	1
9/29/08 RV	82	17	8	9	1
9/22/08 RV	83	16	8	8	1
9/7/08 RV	79	20	8	12	1
8/22/08 RV	73	24	11	13	3
7/13/08 RV	72	25	10	15	3
6/15/08 RV	72	26	11	16	2
5/11/08 RV	69	28	15	14	3
9/26/04 RV	82	16	4	12	2
9/8/04 RV	84	14	6	8	2
8/29/04 RV	81	18	7	11	1
8/1/04 RV	80	19	7	12	1
7/25/04 RV	78	20	7	13	2
7/11/04 RV	79	21	7	13	1
6/20/04 RV	73	26	12	14	*

Barack Obama:

	Definitely vote for	-Chance change mind - NET	Good	Unlikely	No opinion
10/30/08 LV	94	6	1	4	1
10/29/08 LV	94	6	1	5	*
10/28/08 LV	92	7	2	5	*
10/27/08 LV	92	7	2	5	*
10/26/08 LV	92	8	3	5	*
10/25/08 LV	93	7	3	4	*
10/24/08 LV	92	7	3	4	*
10/23/08 LV	91	8	4	4	1
10/22/08 LV	90	8	3	5	1
10/21/08 LV	89	9	4	6	1
10/20/08 LV	90	9	3	6	1
10/19/08 LV	91	9	3	5	1
10/11/08 LV	90	9	3	6	1
9/29/08 RV	83	16	7	9	1
9/22/08 RV	85	14	8	7	1
9/7/08 RV	78	21	9	12	1
8/22/08 RV	74	23	7	15	4
7/13/08 RV	72	23	9	14	5
6/15/08 RV	71	26	7	19	3
5/11/08 RV	71	25	13	13	4

John McCain:

	Definitely vote for	-Chance change mind - NET	Good	Unlikely	No opinion
10/30/08 LV	91	8	3	5	1

10/29/08	LV	90	9	4	5	1
10/28/08	LV	89	10	4	6	1
10/27/08	LV	90	10	4	6	*
10/26/08	LV	89	11	4	7	*
10/25/08	LV	88	11	3	8	1
10/24/08	LV	89	10	4	6	1
10/23/08	LV	90	10	4	5	1
10/22/08	LV	90	9	4	5	1
10/21/08	LV	89	11	5	5	1
10/20/08	LV	89	11	5	5	1
10/19/08	LV	86	12	6	6	1
10/11/08	LV	86	14	4	9	*
9/29/08	RV	81	18	9	9	1
9/22/08	RV	81	18	9	9	2
9/7/08	RV	80	19	8	11	2
8/22/08	RV	72	25	14	11	2
7/13/08	RV	71	28	12	17	1
6/15/08	RV	72	27	14	12	1
5/11/08	RV	66	32	17	15	2

4. (ASKED OF LIKELY VOTERS) Have you voted for president in any year before this 2008 election, or is this the first year you'll be voting for president?

	Voted before	First time	No opinion	
10/30/08	LV	87	12	*
10/29/08	LV	88	11	*
10/28/08	LV	88	12	*
10/27/08	LV	89	11	0
10/26/08	LV	88	12	0
10/25/08	LV	88	12	0
10/24/08	LV	88	12	0
10/23/08	LV	87	13	*
10/22/08	LV	87	13	*
10/21/08	LV	87	12	*
10/20/08	LV	88	11	*
10/19/08	LV	89	11	*
10/11/08	LV	90	10	0
9/29/08*	RV	92	8	*
9/22/08	RV	92	8	0

10/31/04 RV 90 10 *

*9/29/08 and previous: "(Was this/will this be) the first time you've voted in a presidential election, or have you voted in previous presidential elections?"

5. (ASKED OF LIKELY VOTERS) What [was/is] the SINGLE most important issue in your choice for president: (The economy), (the war in Iraq), (terrorism), (energy policy), (health care), or something else?

	Economy	Iraq	Terrorism	Energy policy	Health care	Something else	No op.	
10/30/08	LV	53	9	4	3	10	21	1
10/29/08	LV	53	9	3	3	9	21	1
10/28/08	LV	54	9	4	3	9	20	1
10/27/08	LV	54	8	4	4	10	19	1
10/26/08	LV	53	8	5	4	10	19	1
10/25/08	LV	52	8	6	5	11	18	1
10/24/08	LV	51	8	5	4	11	19	1
10/23/08	LV	51	8	5	4	10	21	1
10/22/08	LV	51	8	5	4	10	20	1
10/21/08	LV	51	9	5	4	10	20	1
10/20/08	LV	52	8	6	5	9	19	1

10/19/08 LV 53 7 6 4 9 19 2

6. (ASKED OF LIKELY VOTERS) Regardless of who you may support, who do you trust more to handle [ITEM] - (Obama) or (McCain)?

10/30/08 - Summary Table*

	Obama	McCain	Both (vol.)	Neither (vol.)	No opinion
a. The economy	54	41	1	3	2
b. An unexpected major crisis	49	46	1	1	2
c. Taxes	52	41	*	4	3

*Half sample on 10/29-30 for items b-c.

Trend:

a. The economy

	Obama	McCain	Both (vol.)	Neither (vol.)	No opinion
10/30/08 LV	54	41	1	3	2
10/29/08 LV	53	41	1	2	2
10/28/08 LV	52	42	1	3	2
10/27/08 LV	52	43	1	3	2
10/26/08 LV	52	42	1	3	3
10/25/08 LV	53	42	*	3	2
10/24/08 LV	55	40	1	2	2
10/23/08 LV	56	39	1	2	2
10/22/08 LV	56	38	1	3	2
10/21/08 LV	55	38	1	4	2
10/20/08 LV	55	38	1	4	2
10/19/08 LV	55	39	1	4	1
10/11/08 LV	54	37	1	6	2
9/29/08 RV	50	43	1	3	2
9/22/08 RV	53	39	1	4	3
9/7/08 RV	47	42	1	4	6
8/22/08 RV	50	39	2	5	4
7/13/08 RV	54	37	2	6	3
6/15/08 RV	52	37	2	5	4
5/11/08 RV	48	38	2	8	4
3/2/08 RV	50	37	2	6	5

Compare to:

10/30/04 LV	Kerry	Bush	Both (vol.)	Neither (vol.)	No opinion	
	48	45	1	3	3	
10/25/00 LV	Gore	Bush	Both (vol.)	Neither (vol.)	No opinion	
	48	45	2	3	3	
9/4/96 RV	Clinton	Dole	Both (vol.)	Neither (vol.)	No opinion	
	48	42	2	6	3	
10/4/92 LV	Clinton	Bush	Perot	All (vol.)	None (vol.)	No opinion
	43	26	20	1	5	5
	Dukakis	Bush	Both (vol.)	Neither (vol.)	No opinion	

11/1/88	LV	40	51	NA	NA	9
---------	----	----	----	----	----	---

b. An unexpected major crisis

10/30/08	LV	49	46	1	1	2
10/29/08	LV	48	47	2	1	2
10/28/08	LV	47	48	1	2	3
10/27/08	LV	46	48	2	2	3
10/19/08	LV	49	45	1	2	2
10/11/08	LV	52	43	1	3	1
9/29/08	RV	44	50	1	2	3
9/22/08	RV	46	47	2	2	3
9/7/08	RV	37	54	2	3	3
8/22/08	RV	41	52	2	2	3
7/13/08	RV	42	51	3	2	3

Compare to:

	Kerry	Bush	Both (vol.)	Neither (vol.)	No opinion
6/20/04	41	53	1	2	2

*"Please tell me whether the following statement applies more to (Bush) or more to (Kerry): He can be trusted in a crisis."

c. Taxes

10/30/08	LV	52	41	*	4	3
10/29/08	LV	51	41	1	4	3
10/28/08	LV	52	41	1	4	2
10/27/08	LV	51	41	1	4	3
10/21/08	LV	51	43	1	3	2
10/20/08	LV	50	43	1	4	2
10/19/08	LV	52	42	1	4	2
10/11/08	LV	52	42	1	5	1
9/29/08	RV	48	46	*	3	3
9/7/08	RV	45	44	*	4	7
8/22/08	RV	44	45	1	5	5
6/15/08	RV	47	42	1	6	5

Compare to:

	Kerry	Bush	Both (vol.)	Neither (vol.)	No opinion
10/17/04	LV	42	50	1	4

	Gore	Bush	Both (vol.)	Neither (vol.)	No opinion
10/26/00	LV	37	50	2	9

	Clinton	Dole	Both (vol.)	Neither (vol.)	No opinion
9/4/96	RV	35	48	3	10

	Clinton	Bush	Perot	All (vol.)	None (vol.)	No opinion
10/4/92	LV	41	30	15	1	6

	Dukakis	Bush	Both (vol.)	Neither (vol.)	No opinion
9/19/88	LV	30	57	2	5

33. (ASKED OF LIKELY VOTERS) Which of these is more important to you in a candidate for president: (strength and experience) or (a new direction and new ideas)?

		Strength and experience	New direction and new ideas	Both (vol.)	Neither (vol.)	No opinion
10/29/08	LV	43	48	7	*	1
9/7/08	LV	44	45	9	*	1
8/22/08	LV	46	45	6	1	2
7/13/08	RV	47	46	5	*	1
6/15/08		43	50	6	1	1
5/11/08		47	43	9	1	1
4/13/08		49	43	6	1	1
3/2/08		45	46	7	1	1
2/1/08		51	39	7	1	1
1/12/08		47	43	9	*	1
12/9/07		54	38	6	*	1
11/1/07		49	41	8	1	1
9/30/07		52	40	7	1	1
7/21/07		50	41	6	*	2

8. (ASKED OF LIKELY LEANED OBAMA/MCCAIN SUPPORTERS) Thinking about his candidacy for president so far, how enthusiastic are you about [NAME] - very enthusiastic, fairly enthusiastic, not too enthusiastic, or not enthusiastic at all?

10/30/08 - Summary Table - Among Likely Leaned Obama/McCain Supporters

	--- Enthusiastic ---			---- Not enthusiastic ----			No opinion
	NET	Very	Fairly	NET	Not too	Not at all	
a. Obama	96	68	28	4	3	1	*
b. McCain	87	39	47	13	9	4	1

Trend:

a. Obama

		--- Enthusiastic ---			---- Not enthusiastic ----			No opinion
		NET	Very	Fairly	NET	Not too	Not at all	
10/30/08	LV	96	68	28	4	3	1	*
10/29/08	LV	96	68	28	3	2	1	1
10/28/08	LV	96	65	31	3	2	1	1
10/27/08	LV	96	65	31	3	3	1	1
10/26/08	LV	96	66	30	3	2	1	1
10/25/08	LV	97	68	29	3	3	1	*
10/24/08	LV	97	71	26	3	3	1	0
10/23/08	LV	95	70	25	5	4	1	0
10/22/08	LV	94	67	28	5	5	1	*
10/21/08	LV	95	64	31	5	4	1	*
10/20/08	LV	95	65	31	5	4	1	*
10/19/08	LV	96	64	32	4	3	1	*
10/11/08	LV	96	66	30	4	3	1	*
9/29/08	RV	95	61	34	4	4	*	1
9/22/08	RV	94	62	32	6	4	1	*
9/7/08	RV	96	64	32	4	3	1	0
8/22/08	RV	95	52	43	5	2	3	*
6/15/08	RV	91	52	39	9	7	2	*

b. McCain

10/30/08	LV	87	39	47	13	9	4	1
10/29/08	LV	86	39	47	13	10	3	1

10/28/08	LV	85	37	48	15	12	3	1
10/27/08	LV	83	35	49	16	13	3	*
10/26/08	LV	87	36	51	13	11	2	*
10/25/08	LV	86	38	48	14	11	3	*
10/24/08	LV	88	39	49	11	9	2	1
10/23/08	LV	89	39	50	10	8	2	1
10/22/08	LV	88	40	48	12	10	2	1
10/21/08	LV	88	37	51	11	10	1	*
10/20/08	LV	88	38	50	12	11	2	*
10/19/08	LV	87	40	47	13	11	2	*
10/11/08	LV	87	31	57	13	10	2	0
9/29/08	RV	90	38	52	10	7	2	*
9/22/08	RV	89	34	55	10	8	2	1
9/7/08	RV	92	46	46	8	6	2	0
8/22/08	RV	86	28	58	13	11	2	1
6/15/08	RV	74	19	55	25	19	6	1

Compare to:

10/26/04 - Summary Table - Among Likely Voters, Leaned Bush/Kerry Supporters

	--- Enthusiastic --			---- Not Enthusiastic ----			No
	NET	Very	Fairly	NET	Not too	Not at all	opinion
a. Bush	91	55	36	9	8	1	*
b. Kerry	92	46	47	7	6	1	1

10. (ASKED OF LIKELY VOTERS) Regardless of who you may support, do you think Obama does or does not have the kind of experience it takes to serve effectively as president?

	Does	Does not	No opinion	
10/29/08	LV	55	44	1
10/22/08	LV	56	42	2
10/21/08	LV	56	42	2
10/20/08	LV	54	43	2
10/19/08	LV	54	44	2
10/11/08	LV	56	42	2
9/29/08	RV	52	45	2
9/7/08	RV	48	48	4
8/22/08	RV	50	47	3
6/15/08	RV	48	48	4
3/2/08	RV	49	46	5

36. (ASKED OF LIKELY VOTERS) What do you think is the bigger risk - that (Obama will put in place too many government regulations), or that (McCain will not put enough government regulations in place)?

	Obama, too many regulations	McCain, not enough regulations	Both (vol.)	Neither (vol.)	No opinion	
10/30/08	LV	40	45	2	5	8
10/11/08	LV	38	48	3	4	7

37. (ASKED OF LIKELY VOTERS) In terms of criticizing Obama, do you think McCain has gone too far, not gone far enough, or handled it about right?

	Too far	Not far enough	About right	No opinion	
10/30/08	LV	50	16	32	2

38. (ASKED OF LIKELY VOTERS) In terms of criticizing McCain, do you think Obama has gone too far, not gone far enough, or handled it about right?

	Too far	Not far enough	About right	No opinion
10/30/08 LV	24	7	67	2

32. (ASKED OF LIKELY VOTERS) Do you think of [NAME] as a very safe choice for president, somewhat safe, somewhat risky, or very risky?

	----- Safe -----			----- Risky -----			No opinion
	NET	Very	Smewht	NET	Smewht	Very	
a. Obama	54	32	23	45	17	28	1
b. McCain	51	25	27	48	24	24	1

Trend:

a. Obama

	----- Safe -----			----- Risky -----			No opinion
	NET	Very	Smewht	NET	Smewht	Very	
10/30/08 LV	54	32	23	45	17	28	1
10/29/08 LV	54	31	23	45	16	29	1
10/28/08 LV	54	31	23	45	16	29	1
10/11/08 LV	56	31	25	43	21	23	*
9/29/08 RV	55	27	28	44	23	21	1
6/15/08 RV	50	18	33	48	29	19	2

b. McCain

10/30/08 LV	51	25	27	48	24	24	1
10/29/08 LV	52	26	26	47	23	24	1
10/28/08 LV	53	27	26	46	23	23	1
10/11/08 LV	49	20	30	50	24	27	*
9/29/08 RV	51	23	28	48	28	20	*
6/15/08 RV	57	16	40	41	25	16	2

Compare to:

	----- Safe -----			----- Risky -----			No opinion
	NET	Very	Smewht	NET	Smewht	Very	
Gore:							
7/23/00	57	18	39	40	24	15	3
2/27/00	58	24	33	40	21	20	2
9/2/99	53	17	36	44	26	19	3
Bush:							
7/23/00	59	20	39	38	24	13	3
2/27/00	61	22	39	37	17	20	2
9/2/99	66	22	44	31	23	8	3

END