

**ABC NEWS POLL: 9/11 ONE YEAR LATER – 9/8/02**

**EMBARGOED FOR RELEASE AFTER 6:30 p.m. Tuesday, Sept. 10, 2002**

## **Beyond Lingering Fears of 9/11 are Pride, Purpose and Patriotism**

Pride, purpose and patriotism mark the public mood a year after the Sept. 11 terrorist attacks, though lingering fears – and some doubts about the U.S. response – signal the challenges that lie ahead.

Six in 10 Americans say they're still frightened by the events of last Sept. 11, and three-quarters remain worried about the possibility of further attacks – a number that's barely abated in the last year. Only half express confidence the United States can prevent further terrorism, down from two-thirds a year ago.

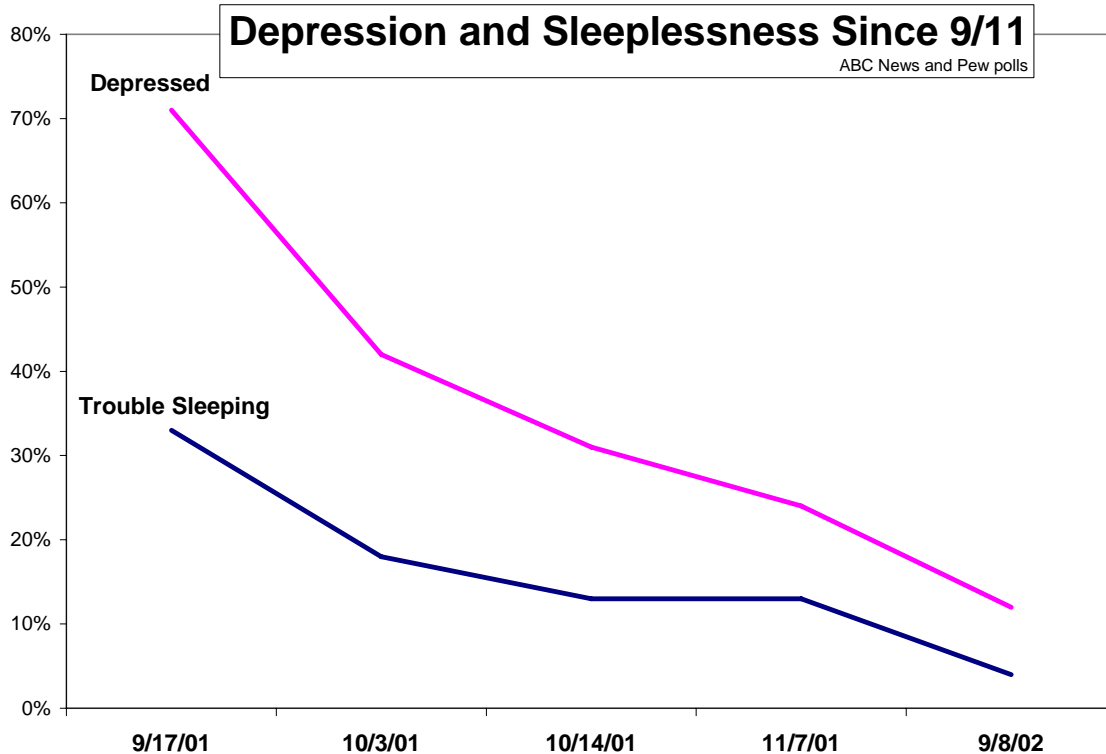
Given the complexity of the problem – and the apparent elusiveness of Osama bin Laden – a bare one in 10 says the U.S. campaign against terrorism is going “very” well. For the first time, fewer than half now express confidence bin Laden will be killed or captured. Eight in 10 believe the hardest part of the war is yet to come. And just half think the United States is doing enough to win the support of its allies, or the world's Muslims.

Yet for all the concerns, difficulties and doubts, resilience and fundamental optimism underscore public views. Americans give enormously positive ratings to the way the nation has responded to the attacks, reserving their highest marks – virtually unanimous ones – for the armed services and the people of New York City. Eight in 10 are optimistic about the country's future, and even more express optimism for their personal prospects.

HEALING – People clearly are healing. The number who report being depressed recently about the threat of terrorism has plummeted from 71 percent in a poll last Sept. 17 to 12 percent now. Sleeplessness is down from 33 percent then to four percent now.

High-level fears of more attacks (those who express a “great deal” of concern) are down by 27 points since the night of last Sept. 11. Fear of flying because of the chance of terrorism declined sharply after the initial shock. And most of those who see a change in the nation, or in their own lives, say that change has been for the better.

Two changes stand out, one very public, the other intensely private. Seven in 10 adults call themselves “extremely” proud to be Americans – well up from pre-9/11 levels. And many are showing it publicly: A full year after the attacks galvanized national sentiment, 68 percent say they're still displaying the flag on a daily basis.



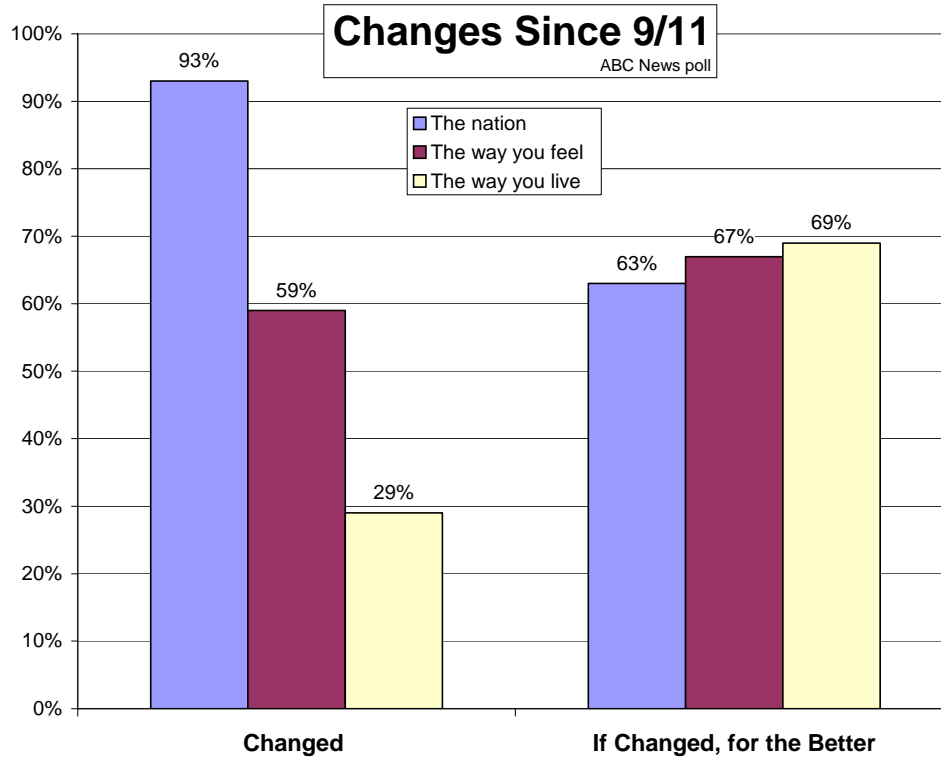
On a far more personal level is this change: Given the nation’s profound lesson in sudden and untimely loss, 83 percent now say they consider it “essential” to spend time with their families. That’s up, sharply, from 60 percent in a pre-9/11 poll.

Part of this lesson in loss reflects the level of focus and contemplation the attacks have commanded. Virtually all Americans, 96 percent, remember specifically where they were and what they were doing when they first heard what had happened. Seventy-five percent say they still think about it “a lot,” and four in 10 think about it just about every day. And more than eight in 10 still express anger at the perpetrators.

**CHANGE** – Like most other sentiments, perceptions of change have an overall positive tone. Nearly all Americans, 94 percent, say the country has changed as a result of the attacks, and most of them say it’s a long-term and lasting change. What’s telling is that 63 percent of them also say it’s been a change for the better.

Far fewer, but still a majority (59 percent), say their own lives have changed in terms of the way they feel about things; again, 67 percent of them call it a change for the better. The least change is in personal behavior: Twenty-nine percent say 9/11 changed the way they live. And yet again, among this group, 69 percent called it a change for the better.

	Changed	If Changed, for the Better
The nation	93%	63%
The way you feel	59	67
The way you live	29	69

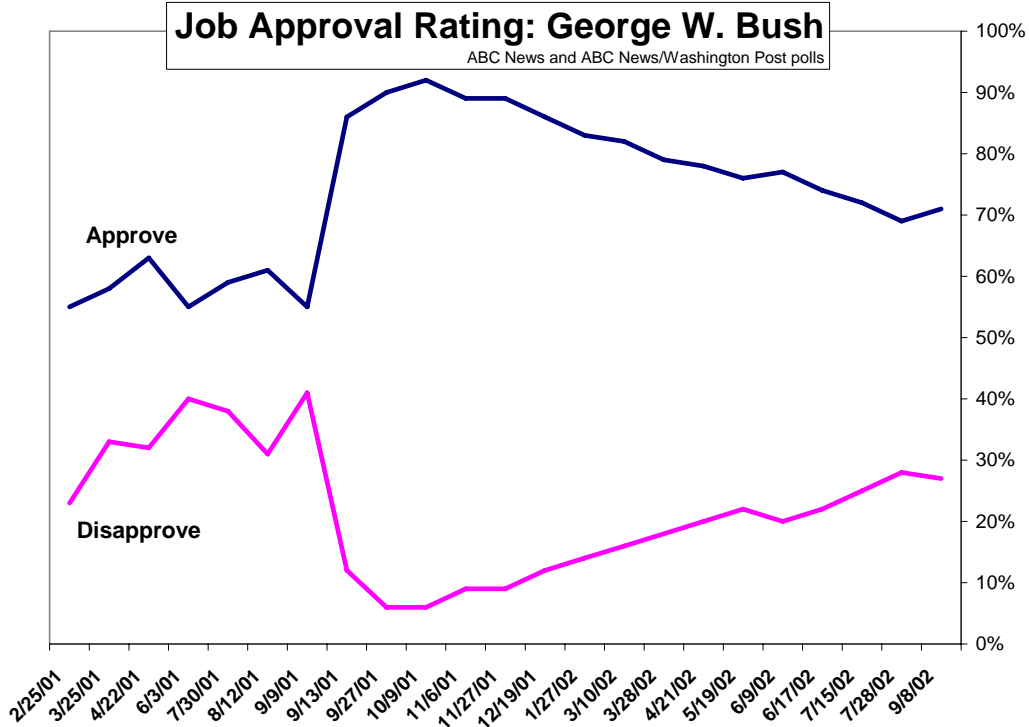


**POLITICAL** – Of course the events of Sept. 11 continue to reverberate in the political sphere as well. George W. Bush’s job approval rating soared after the attacks to the highest ever recorded in opinion polls, peaking at 92 percent Oct. 9. Fueled by approval of his response to terrorism, it has stayed remarkably high – 71 percent in this poll. (That is, for comparison, 14 points higher than Ronald Reagan’s career average.)

Indeed Bush’s approval ratings in 16 ABC News and ABC News/Washington Post polls the last year have averaged 81 percent – the longest, highest run in presidential approval since modern polling began in the late 1930s. (He gets 74 percent approval specifically on handling the war on terrorism – its lowest since the campaign began, given some of the concerns cited above, but still very broad.)

One result shows how much Bush’s popularity rests on the campaign against terrorism: Among the 70 percent who think the war is going very or fairly well, 82 percent approve of his overall performance in office. Among those who think the war is not going well, Bush’s approval drops to 44 percent.

**POSITIVES** – Ratings of the way a variety of institutions have responded to the events of 9/11 are almost all positive (“excellent” or “good”), peaking at 94 percent for the armed services (with an extraordinary 55 percent choosing the top rating, “excellent”) and 93 percent for the people of New York City (even more, 62 percent, “excellent”).



Eighty-four percent, moreover, give positive ratings to the way the country in general has responded to the attacks. Despite some controversy, ratings are 76 percent positive for the Red Cross, the United Way and other charities. And 68 percent give good ratings to the news media’s response. (The media’s positive ratings are lower among liberals, at 56 percent, than among conservatives, at 71 percent.)

There’s a range of assessments of government agencies. About two-thirds give positive ratings to the response of the Justice Department and Attorney General John Ashcroft; it’s lower, in the mid-50s, for the CIA and FBI; and lowest by far for the unpopular Immigration and Naturalization Service, at only 36 percent positive.

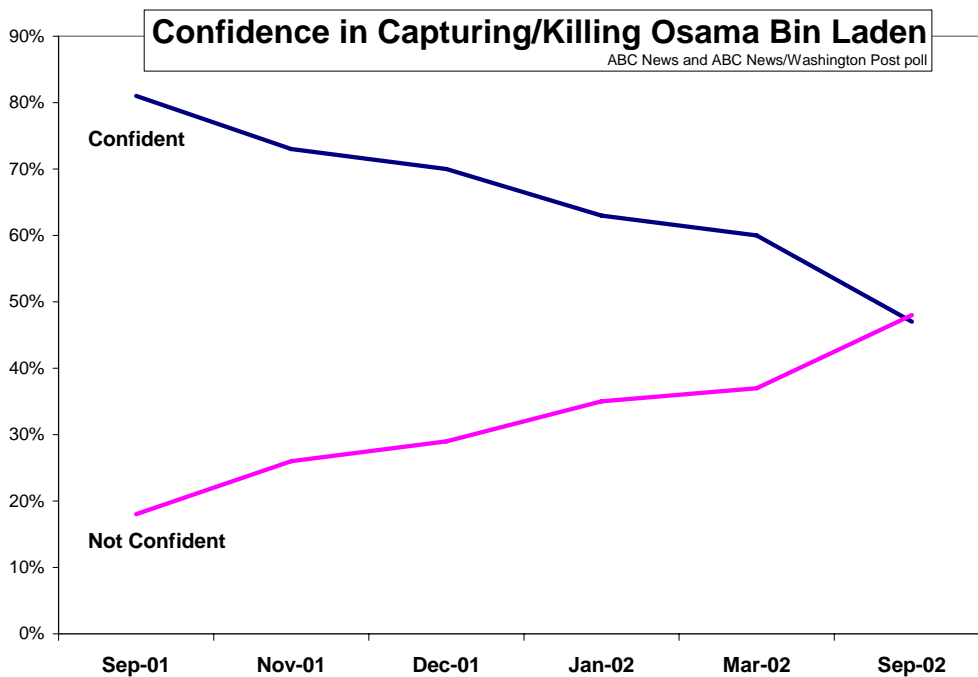
	Response to 9/11: Positive Ratings
The U.S. armed forces	94%
The people of New York City	93
The country in general	84
Red Cross, United Way, charities	76
Secretary of Defense Donald Rumsfeld	76
The Bush administration	73
The news media	68
Attorney General John Ashcroft	67
The U.S. Justice Department	65
The FBI	56
The CIA/intelligence agencies	55
Immigration and Naturalization Service	36

WAR EFFORT – Specifically in terms of the war, seven in 10 or more give positive ratings to the job the United States has done preventing more attacks, improving intelligence-gathering and coordination, and reorganizing government agencies to respond to the threat. Sixty-three percent say it’s done an excellent or good job breaking up the al Qaeda network.

But fewer – just 48 percent – say the United States has done a good job “winning the cooperation of other countries in fighting terrorism.” And the same number, 48 percent, say the United States is doing enough to win the support of Muslims around the world – down steeply from 69 percent early last October.

International cooperation is a two-way street, and most Americans see the assistance of other countries as lacking, with one striking exception: Seventy-six percent say Great Britain has done enough to support the U.S. campaign against terrorism. That plummets elsewhere, from 39 percent for Germany to 12 percent for Saudi Arabia.

	"Done Enough" to Support U.S. Campaign vs Terrorism	
	Yes	No
Great Britain	76%	17
Germany	39	48
France	33	56
Russia	29	63
Pakistan	23	70
Saudi Arabia	12	81



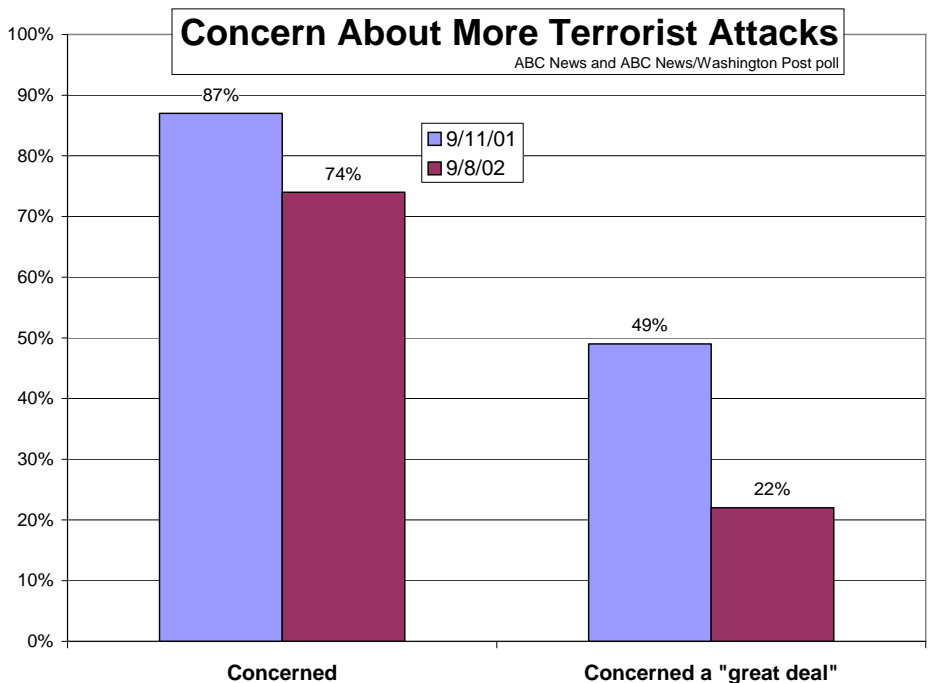
OSAMA – One clear disappointment of the war effort has been the apparent failure to capture or kill Osama bin Laden; the number of Americans who say they’re confident this can be done has fallen from a peak of 81 percent last Sept. 27 to just 47 percent now.

At the same time, the public has adjusted its demand for bin Laden’s head. Last December 64 percent said the United States had to capture or kill him for the war to be a success; that fell sharply in January and remains there, at 44 percent, now. Polling last winter showed a refocus on destroying his network, rather than on the individual man.

HOME FRONT – On the home front, concern about the possibility of more major attacks has held high and steady since October – it’s now 74 percent – after peaking at 87 percent the night of Sept. 11. But there’s been a substantial drop in the degree of concern: Last Sept. 11, 49 percent were greatly concerned about more attacks; now it’s 22 percent.

Fewer overall – 42 percent – express concern that there might be another attack specifically this Sept. 11; just 12 percent are greatly concerned of that, and 10 percent plan a change in their normal routine this Wednesday

Fewer still, 32 percent, are concerned that they personally might be a terrorism victim; just seven percent are greatly concerned.



	All Concerned	Those "Greatly" Concerned
More major attacks	74%	22
Major attack this 9/11	42	12
Personally being a victim	32	7

Experience – 12 months without another such attack – surely informs the decline in high-level anxiety about another attack. But experience also has shown the complexity of combating terrorism. Last Sept. 11, 66 percent expressed confidence the United States could prevent further terrorism, including 35 percent who had a “great deal” of confidence. Now overall confidence is down to 50 percent (though it was lower, 44

percent, in June); and just 12 percent have a great deal of confidence in U.S. counter-terrorism efforts.

More broadly, 85 percent of Americans say they felt confident, last Sept. 11, that the United States would handle the problem; that's slipped to 75 percent now. It's still a big majority, but the number "very" confident has dropped from 60 percent to 43 percent.

In terms of personal efforts, there's been a substantial 14-point rise in recent months, to 38 percent, in the number of Americans who say they're personally on the lookout for people who look or act like they might be terrorists. However most, 61 percent, are still leaving this to the law-enforcement authorities.

**CIVIL RIGHTS** – Few Americans, 15 percent, think the Bush administration has been overstating the level of threat the country faces – one reason the public gives such priority to counter-terrorism efforts. Nearly eight in 10 say it's more important at this time for the FBI to investigate terrorism, even if that intrudes on personal privacy, than for it to avoid intruding on privacy, if that limits its ability to investigate possible terrorist threats.

Moreover, most are convinced the government has not run afoul of constitutional rights. Sixty-six percent think the activities of the government these days do not pose a threat to their rights – actually up from what it was in December, and sharply up from its level in the disgruntled days of 1995. (Twenty percent do see a serious threat; 13 percent, a threat, but not a serious one.)

	Gov't Threaten Your Constitutional Rights?	
	Yes	No
9/02	34%	66
12/01	39	59
10/95*	55	42

\*LA Times

More, 74 percent, say that in its campaign against terrorism the government is doing enough to protect the rights of American citizens; and more than six in 10 also say it's adequately protecting the rights of Arab-Americans and American Muslims, non-citizens from Arab and Muslim countries living here, and terrorism suspects.

In a related result, 39 percent of Americans say last year's attacks made them personally more suspicious of people who seem to be of Arab descent. This number has wavered between 31 and 43 percent since the attacks.

**AIR TRAVEL** – As noted above, fear of an in-flight attack has subsided. Last Sept. 13, 59 percent said they were worried about flying because of the risk of terrorism; that eased to 42 percent in October and 33 percent in February; it remains about there now.

Thirty-seven percent say they have flown since Sept. 11, and 70 percent of them say airport security is better now than it was before the attacks. There's room for more improvement, though, since just a third of them say security is "much" better.

REMEMBRANCE – Thirty-seven percent of Americans have specific plans to commemorate the attacks this Wednesday. Top mentions include attending a prayer or church service; a moment of personal prayer or silence; or gathering with family or friends. People living in the East, where the attacks occurred, are somewhat more apt to plan such activities; so are younger adults, and women by a substantial 17-point margin.

There are other significant differences between men and women; women are 30 points more likely to say they were frightened by the attacks, and also more likely to remain scared, and to say the attacks changed the way they feel about things. Younger adults, similarly, are more apt to report these sentiments.

METHODOLOGY – This ABC News poll was conducted by telephone Sept. 5-8, 2002, among a random national sample of 1,011 adults. The results have a three-point error margin. Fieldwork by TNS Intersearch of Horsham, PA.

Analysis by Gary Langer.

ABC News polls can be found at ABCNEWS.com on the Internet at:  
<http://abcnews.go.com/sections/us/PollVault/PollVault.html>

Media contact: Cathie Levine, (212) 456-4934

Full results follow. \*=less than 0.5 percent.

1. Do you approve or disapprove of the way George W. Bush is handling his job as president? Do you approve/disapprove strongly or somewhat?

	-----Approve-----			-----Disapprove-----			No opin.
	NET	Strongly	Somewhat	NET	Strongly	Somewhat	
9/8/02	71	42	28	27	15	12	3
7/28/02	69	39	31	28	14	14	3
7/15/02	72	42	31	25	13	12	2
6/17/02	74	42	32	22	13	9	4
6/9/02	77	41	36	20	11	9	3
5/19/02	76	48	28	22	13	8	3
4/21/02	78	47	31	20	10	9	2
3/28/02	79	49	30	18	10	8	3
3/10/02	82	52	30	16	7	9	2
1/27/02	83	56	27	14	7	7	3
12/19/01	86	64	22	12	6	6	2
11/27/01	89	69	21	9	5	4	1
11/6/01	89	65	24	9	4	5	2
10/9/01	92	76	16	6	3	3	1
9/27/01	90	70	20	6	3	3	4
9/13/01	86	63	23	12	6	5	2
9/9/01	55	26	29	41	22	20	3
8/12/01	61	28	33	31	17	14	8
7/30/01	59	28	30	38	22	17	3
6/3/01	55	27	28	40	22	18	6
4/22/01	63	33	30	32	16	16	5
3/25/01	58	NA	NA	33	NA	NA	8
2/25/01	55	NA	NA	23	NA	NA	22



2. Would you say that you are optimistic or pessimistic about the future of this country?

	Optimistic	Pessimistic	No opinion
9/8/02	79	18	3
8/28/02 Teen-agers	79	16	5

3. Would you say you are optimistic or pessimistic about your own personal future?

	Optimistic	Pessimistic	No opinion
9/8/02	86	13	1
8/28/02 Teen-agers	93	6	2

4. Thinking about spending time with your family, would you say that's essential to you, important but not essential, not very important or not at all important to you?

	Essential	Important	Not very	Not at all	No opin.
9/8/02	83	15	1	*	*
7/28/02	78	19	2	1	1
10/2/00*	60	36	2	1	1

\*Roper Starch for AARP: "To begin, I am going to read some things that may or may not be important to you personally. For each one, please tell me whether it is essential to you, important but not essential, not very important, or not at all important to you. If something doesn't apply, just let me know.... Spending time with family"

5. Do you approve or disapprove of the way Bush is handling:

9/8/02 - Summary Table:

	Approve	Disapprove	No op.
a. The economy	57	40	4
b. The U.S. campaign against terrorism	74	24	2

Trend:

a. The economy

	Approve	Disapprove	No opinion
9/8/02	57	40	4
7/28/02	57	39	4
7/15/02	58	38	3
4/21/02	64	33	3
1/27/02	62	34	4
12/19/01	67	27	6
11/6/01	72	23	5
9/9/01	48	48	4
7/30/01	52	45	3
6/3/01	53	41	6
4/22/01	55	38	7
3/25/01	50	42	8

b. The U.S. campaign against terrorism

	-----Approve-----			-----Disapprove-----			No opin.
	NET	Strongly	Somewhat	NET	Strongly	Somewhat	
9/8/02	74	NA	NA	24	NA	NA	2
7/28/02	81	NA	NA	17	NA	NA	2
7/15/02	83	NA	NA	15	NA	NA	2

5/19/02	79	51	27	19	10	9	3
4/21/02	81	56	25	18	10	7	2
3/10/02	88	64	24	10	5	5	2
1/27/02	88	NA	NA	10	NA	NA	2
12/19/01	89	67	22	9	5	4	2
10/15/01	92	75	17	5	3	3	3

6. What do you think is a bigger problem facing the nation right now: (terrorism) or (the economy)?

	Terrorism	Economy	No opin.
9/8/02	46	51	3
1/27/02	43	54	3
12/16/01	49	47	4

7. How often do you think about what happened last September 11<sup>th</sup> - the terrorist attacks in New York and Washington - do you think about it a lot, or not all that much? (IF A LOT) Do you think about it pretty much every day, or less often than that?

		-----Think about it-----	Don't think	No	
	NET	Every day	Less often	about it	opinion
9/8/02	75	40	35	25	*
8/28/02 Teen-agers	62	22	40	38	*

8. Thinking back to right after the attacks last September 11<sup>th</sup>, at the time did you personally feel (READ ITEM), or not? (IF YES) Would you say you were very or somewhat (READ ITEM) after September 11<sup>th</sup>?

9. How about the way you feel now? Would you say that you are or are not (READ ITEM)? (IF YES) Would you say you're very (READ ITEM) or somewhat (ITEM)?

9/8/02 - Summary Table:

			-----Yes-----			
		NET	Very	Somewhat	No	No opin.
a.	Frightened about what happened					
	Then	68	38	30	32	0
	Now	60	33	26	40	*
	8/28/02 teen-agers:					
	Then	75	29	46	25	0
	Now	58	25	33	42	*
b.	Scared that there might be more terrorist attacks					
	Then	74	34	41	25	1
	Now	68	26	42	32	0
	8/28/02 teen-agers:					
	Then	80	41	40	20	0
	Now	64	22	42	35	*
c.	Worried about your own personal safety					
	Then	35	15	19	65	0
	Now*	25	7	18	75	0
	8/28/02 teen-agers:					
	Then	49	23	26	51	0
	Now*	28	15	13	72	*
d.	Worried about the safety of any of your friends or relatives					

	Then	56	34	23	43	*
	Now**	50	20	30	50	0
8/28/02	teen-agers:					
	Then	67	36	32	32	*
	Now**	44	20	24	56	*
e.	Confused about who would do this and why					
	Then	42	24	18	58	*
	Now	27	13	14	73	*
8/28/02	teen-agers:					
	Then	66	32	34	34	0
	Now	47	22	26	51	1
f.	Angry at the people who did this					
	Then	89	77	12	11	*
	Now	83	66	17	17	*
8/28/02	teen-agers:					
	Then	94	75	20	6	0
	Now	92	64	28	8	*
g.	Confident that the United States would handle the problem					
	Then	85	60	24	14	1
	Now	75	43	31	25	*
8/28/02	teen-agers:					
	Then	90	63	27	9	1
	Now	88	60	28	12	*

\*Wording: "Worried that you personally might be the victim of a terrorist attack."

\*\*Wording: "Worried that any of your friends and relatives might be the victim of a terrorist attack."

10. In the past few days, have you had any trouble sleeping because of your concerns about terrorist attacks or the war against terrorism?

	Yes	No	No opinion
9/8/02	4	96	0
10/14/01*	13	86	1
10/3/01	18	81	1
9/17/01	33	66	1

\*11/7/01 and previous: Pew. 9/17 and 10/3, "because of the way you feel about the terrorist attacks on the World Trade Center and the Pentagon."

11. In the past few days, have you yourself felt depressed because of your concerns about terrorist attacks or the war against terrorism?

	Yes	No	No opinion
9/8/02	12	88	0
11/7/01*	24	75	1
10/14/01	31	66	3
10/3/01	42	57	1
9/17/01	71	27	2

\*11/7/01 and previous: Pew. 9/17 and 10/3, "by the terrorist attacks on the World Trade Center and the Pentagon."

12. Do you feel that the events of last September 11<sup>th</sup> have or have not changed the United States?

	Yes	No	No opinion
9/8/02	93	7	*

13. (IF CHANGED, Q12) Do you think it's a long-term change or short term?

	Long	Short	No opinion
9/8/02	78	21	1

14. (IF CHANGED, Q12) Do you think it's a big change, or not so big?

	Big	Not big	No opinion
9/8/02	79	20	1

15. (IF CHANGED, Q12) Do you think it's a change for the better, or a change for the worse?

	Better	Worse	No opinion
9/8/02	63	33	4

NET TABLES:

12/13 NET

	-----Yes, changed-----			No	No
	NET	Long	Short	No	opin.
9/8/02	93	72	19	7	*

12/14 NET

	-----Yes, changed-----			No	No
	NET	Big	Not big	No	opin.
9/8/02	93	73	19	7	*

12/15 NET

	-----Yes, changed-----			No	No
	NET	Better	Worse	No	opin.
9/8/02	93	58	30	7	*

16. As a result of the events last September 11<sup>th</sup>, would you say your life has or has not changed in terms of the way you feel about things?

	Yes	No	No opinion
9/8/02	59	41	*

17. (IF CHANGED, Q16) Has it been a big change, or not so big?

	Big	Not big	No opinion
9/8/02	47	52	*

18. (IF CHANGED, Q16) Has it been a change for the better or a change for the worse?

	Better	Worse	No opinion
9/8/02	67	31	3

NET TABLES:

16/17. NET

	-----Yes, changed-----			No	No
	NET	Big	Not big	No	opin.
9/8/02	59	28	31	41	*

16/18 NET

	-----Yes, changed-----			No	No
	NET	Better	Worse		opin.
9/8/02	59	39	18	41	*

19. As a result of the events last September 11<sup>th</sup>, would you say your life has or has not changed in terms of the way you live your day-to-day life?

	Yes	No	No opinion
9/8/02	29	71	*

20. (IF CHANGED, Q19) Has it been a big change, or not so big?

	Big	Not big	No opinion
9/8/02	58	42	*

21. (IF CHANGED, Q19) Has it been a change for the better or a change for the worse?

	Better	Worse	No opinion
9/8/02	69	29	2

NET TABLES:

19/20 NET

	-----Yes, changed-----			No	No
	NET	Big	Not big		opin.
9/8/02	29	17	12	71	*

19/21 NET

	-----Yes, changed-----			No	No
	NET	Better	Worse		opin.
9/8/02	29	20	8	71	*

22. For each individual or group I name, please tell me what kind of job you think it's done dealing with the events of September 11<sup>th</sup> and the war on terrorism - excellent, good, not so good or poor.

9/8/02 - Summary Table:

	--Excellent/Good--			--Not so good/Poor--			No
	NET	Exc.	Good	NET	Not so	Poor	op.
a. The Bush administration	73	22	51	26	18	8	1
b. The FBI	56	10	46	40	29	11	4
c. The CIA and other intelligence agencies	55	9	46	40	29	11	5
d. The U.S. armed forces	94	55	39	4	4	1	1
e. The U.S. Justice Department	65	10	55	32	24	7	4
f. Attorney General John Ashcroft	67	12	54	25	19	7	8
g. The country in general	84	23	61	14	12	3	1
h. The people of New York City	93	62	31	5	4	1	2
i. Secretary of Defense Donald Rumsfeld	76	22	54	20	13	7	4
j. The Red Cross, United Way and other charities	76	38	38	21	15	6	3
k. The news media	68	20	48	31	22	9	1
l. The Immigration and Naturalization Service	36	5	31	58	34	24	5

23. Now for each country I name, please tell me if you think it has or has not done enough to support the U.S. campaign against terrorism.

9/8/02 - Summary Table:

	Has done enough	Has not done enough	No opinion
a. Great Britain	76	17	6
b. Germany	39	48	13
c. France	33	56	11
d. Russia	29	63	8
e. Pakistan	23	70	7
f. Saudi Arabia	12	81	7

24. Do you think the U.S. campaign against terrorism is going very well, fairly well, not too well or not well at all?

	-----Well-----			-----Not well-----			No op.
	NET	Very	Fairly	NET	Not too	At all	
9/8/02	70	10	60	29	21	8	1
7/15/02	75	15	60	24	16	8	1
4/21/02	73	11	63	26	17	9	1
3/10/02	84	21	63	15	10	6	1
1/27/02	88	32	56	11	8	4	1

25. Do you think the most difficult part of the war on terrorism is (over), or do you think the most difficult part is (yet to come)?

	Over	Yet to come	No opin.
9/8/02	16	82	3
12/19/01*	10	88	2

\*"How about in terms of the broader U.S. war on terrorism - do you think..."

26. Do you think the Bush administration has been (overstating) the level of threat the country faces from terrorism, (understating) it, or (accurately describing) it?

	Overstating	Understating	Accurately describing it	No op.
9/8/02	15	33	50	3
6/16/02	12	39	45	4

27. How confident are you that the United States will capture or kill Osama Bin Laden: are you very confident, somewhat confident, not too confident or not at all confident?

	-----Confident-----			-----Not confident-----			Already dead (vol.)	No op.
	NET	Very	Somewhat	NET	Not too	At all		
9/8/02	47	15	33	48	31	18	3	1
3/10/02	60	22	38	37	23	14	1	2
1/27/02	63	26	36	35	24	11	1	1
12/19/01	70	32	39	29	18	11	NA	1
11/6/01	73	28	45	26	17	9	NA	1
9/27/01	81	37	44	18	14	4	NA	1

28. Do you think (the United States has to capture or kill Osama bin Laden for the war on terrorism to be a success), or do you think (the war on terrorism can be a success without Osama bin Laden being killed or captured)?

	US must capture/ kill bin Laden	War can succeed without bin Laden	No opin.
9/8/02	44	54	2

4/21/02	50	45	5
3/10/02	44	53	4
1/27/02	46	51	3
12/19/01	64	34	2
11/6/01	64	30	6

29. For each item I name, please me tell whether you think the United States has done an excellent job on it, a good job, a not-so-good job or a poor job.

9/8/02 - Summary Table:

	--Excellent/Good---			--Not so good/Poor---			No op.
	NET	Exc.	Good	NET	Not so	Poor	
a. Preventing further terrorist attacks in the United States	75	13	62	23	21	3	2
b. Breaking up the al Qaeda terrorist network	63	13	50	35	31	4	3
c. Winning the cooperation of other countries in fighting terrorism	48	6	42	51	45	6	1
d. Improving U.S. intelligence-gathering and coordination	72	10	62	25	20	6	2
e. Reorganizing government agencies to improve anti-terrorism efforts	71	11	60	28	23	5	1

30. How much confidence do you have in the ability of the U.S. government to prevent further terrorist attacks against Americans in this country: a great deal, a good amount, only a fair amount or none at all?

	-----Confident-----			-----Not confident----			No opin.
	NET	Grt.deal	Good amt.	NET	Fair amt.	None	
9/8/02	50	12	38	49	43	6	*
7/15/02	46	13	33	54	45	9	*
6/9/02	44	14	30	55	44	11	*
5/19/02	46	17	29	52	42	10	2
3/10/02	55	18	38	44	39	5	*
1/27/02	57	18	40	42	37	6	1
11/27/01	63	24	39	36	32	5	1
11/6/01	52	17	35	47	40	7	1
9/11/01	66	35	31	32	30	2	1
6/2/97	35	10	26	62	52	10	3
8/5/96	35	12	23	65	49	16	*
5/14/95	36	12	24	63	51	12	1
4/20/95	37	13	24	62	51	11	1
6/28/93	59	22	37	41	32	8	1
4/3/89	46	16	30	54	38	16	*

31. How concerned are you about the possibility there will be more major terrorist attacks in the United States - is that something that worries you a great deal, somewhat, not too much or not at all?

	-----Concerned-----			-----Not concerned----			No op.
	NET	Grt.deal	Somewhat	NET	Not much	None	
9/8/02	74	22	52	26	19	7	0
7/15/02	73	29	44	27	20	7	*
4/21/02	73	30	43	26	18	9	*
3/10/02	70	23	47	30	21	9	1
12/19/01	70	27	43	29	22	8	1
10/15/01	77	35	43	23	14	9	0
10/9/01	82	36	46	18	12	6	*
10/7/01	81	41	40	18	13	4	1

9/27/01*	83	43	39	17	12	5	*
9/11/01	87	49	38	12	7	4	1
6/13/97	62	21	41	38	24	14	*
6/2/97	63	22	41	37	28	9	*
8/5/96	74	31	43	26	18	8	*
4/20/95	78	38	40	21	16	5	1

\*9/27/01 and previous: "How concerned are you about the possibility there will be more major terrorist attacks in this country."

32. How concerned are you about the chance that you personally might be the victim of a terrorist attack - does that worry you a great deal, somewhat, not too much or not at all?

	-----Concerned-----			-----Not concerned----			No
	NET	Grt.deal	Good amt.	NET	Fair amt.	None	opin.
9/8/02	32	7	25	68	35	33	*
11/6/01	35	10	25	64	33	31	*

33. How concerned are you that there might be another major terrorist attack this September 11<sup>th</sup>, on the anniversary of the first attack - is that something that worries you a great deal, somewhat, not too much or not at all?

	-----Concerned-----			-----Not concerned----			No
	NET	Grt.deal	Somewhat	NET	Not much	None	op.
9/8/02	42	12	30	58	31	26	*

34. Do you plan to change your normal routine this September 11<sup>th</sup> because of the chance of a terrorist attack, or do you plan to stick with your normal routine?

	Change routine	Normal routine	No opinion
9/8/02	10	89	*

35. Are you personally on the lookout these days for people who look or act like they might be terrorists, or are you pretty much leaving that to the law-enforcement authorities?

	On the lookout	Leaving to Law-enforcement	No opinion
9/8/02	38	61	1
1/27/02	24	72	5

36. These days do you think the activities of the federal government pose a threat to your constitutional rights, or not?

	-----Threat-----			No
	NET	Serious	Not serious	opin.
9/8/02	34	20	13	66
12/19/01	39	21	18	59
10/30/95*	55	NA	NA	42

\*LA Times

37. As it conducts the war on terrorism, do you think the United States government is or is not doing enough to protect the rights of (READ ITEM)

9/8/02 - Summary Table:

	Doing enough	Not doing enough	Doing too much (vol.)	No opin.
a. American citizens	74	24	*	1
b. Arab-Americans and American Muslims	65	26	2	7
c. Non-citizens from Arab and				



Muslim countries who are living in the US	63	31	3	4
d. People who've been investigated for suspected involvement in terrorism	65	28	3	5

Trend:

a. American citizens

	Yes	No	Doing too much (vol.)	No opin.
9/8/02	74	24	*	1
6/16/02	65	30	2	3

b. Arab-Americans and American Muslims

	Yes	No	Doing too much (vol.)	No opin.
9/8/02	65	26	2	7
12/19/01	65	29	NA	6
11/27/01	73	19	NA	8

c. Non-citizens from Arab and Muslim countries who are living in the US

	Yes	No	Doing too much (vol.)	No opin.
9/8/02	63	31	3	4
11/27/01	69	22	NA	9

d. People who've been investigated for suspected involvement in terrorism

	Yes	No	Doing too much (vol.)	No opin.
9/8/02	65	28	3	5
11/27/01	71	21	NA	8

38. What do you think is more important right now - for the FBI to investigate possible terrorist threats, even if that intrudes on personal privacy; or for the FBI not to intrude on personal privacy, even if that limits its ability to investigate possible terrorist threats?

	Investigate threats	Respect privacy	No opin.
9/8/02	78	18	4
6/9/02	79	18	3

39. Are you personally worried about traveling by commercial airplane because of the risk of terrorism, or do you think the risk is not that great? (IF WORRIED) Would you say you are very worried or only somewhat?

	NET	Very Worried	Somewhat Worried	Not Worried	No opin.
9/8/02	32	12	20	67	1
2/3/02	33	8	25	64	3
10/7/01	42	12	30	56	2
9/13/01	59	25	35	40	1

40. Have you flown on a commercial airplane since September 11<sup>th</sup> or not?

	Yes	No	No opinion
9/8/02	37	63	0
2/3/02	23	77	*

41. (IF FLOWN, Q40) Compared to flights you've taken before September 11, does airport security now seem better, worse, or about the same? (IF BETTER) Would you say airport security is much better or somewhat better?

	-----Better-----					
	NET	Much	Somewhat	Worse	Same	No opin.
9/8/02	70	32	37	4	27	*
2/3/02	79	33	46	2	17	1

42. In its anti-terrorism campaign, do you think the United States IS or IS NOT doing enough to win the support of Muslim people around the world?

	Yes	No	No opin.
9/8/02	48	46	6
4/21/02	49	43	9
3/10/02	54	39	8
10/7/01	69	18	13

43. Did last September's terrorist attacks make you personally more suspicious of people who you think are of Arab descent, or not?

	Yes	No	No opin.
9/8/02	39	60	*
12/19/01	31	67	2
10/9/01**	38	60	1
9/13/01*	43	56	1

\*\*"last month's terrorist attacks"

\*"Do you think the attacks this week will make you personally more suspicious."

44. On another subject, how proud are you to be an American - extremely proud, very proud, moderately proud, only a little proud, or not at all proud?

	-----More proud-----				-----Less proud-----			No op.
	NET	Ext.	Very	Mod.	NET	Lit.	Not	op.
9/8/02	92	69	23	6	2	1	1	*
3/10/02	92	74	18	5	3	2	1	*
1/14/01*	87	55	32	9	2	1	1	2

\*Gallup

Compare to:

8/28/02 Teen-agers	88	57	32	7	4	2	3	0
--------------------	----	----	----	---	---	---	---	---

45. Are you displaying an American flag on a daily basis these days - either at your home, on your car or anywhere else - or not?

	Yes	No	No opin.
9/8/02	68	32	0
3/10/02	65	35	*

46. (IF YES, Q45) Did you start displaying the flag on a daily basis after September 11<sup>th</sup>, or were you doing it before then?

	After 9/11	Before 9/11	No opin.
9/8/02	55	45	0
3/10/02	62	38	0

45/46 NET

	-----Displaying flag-----			No flag	No opin.
	NET	After	Before	No op./Ref	

9/8/02	68	38	30	0	32	0
3/10/02	65	40	25	0	35	*

47. Do you personally have any specific plans to do something special to commemorate the one-year anniversary of September 11<sup>th</sup>, or not?

	Yes	No	No opin.
9/8/02	37	63	1

48. (IF YES) What is it you'll be doing?

	9/8/02
Prayer/church service	26
Praying on my own/moment of silence	19
Candle light service	7
Display the flag	3
Gathering of family and friends	10
Public memorial service	8
Watch TV/news	3
School activities/services	4
Work activities/services	7
Display/wear red, white and blue	5
Display signs/stickers	*
Other	6
No opinion	2

49. Do you remember specifically where you were and what you were doing when you first heard about the September 11<sup>th</sup> attacks, or not?

	Yes	No	No opin.
9/8/02	96	4	0

\*\*\*END\*\*\*