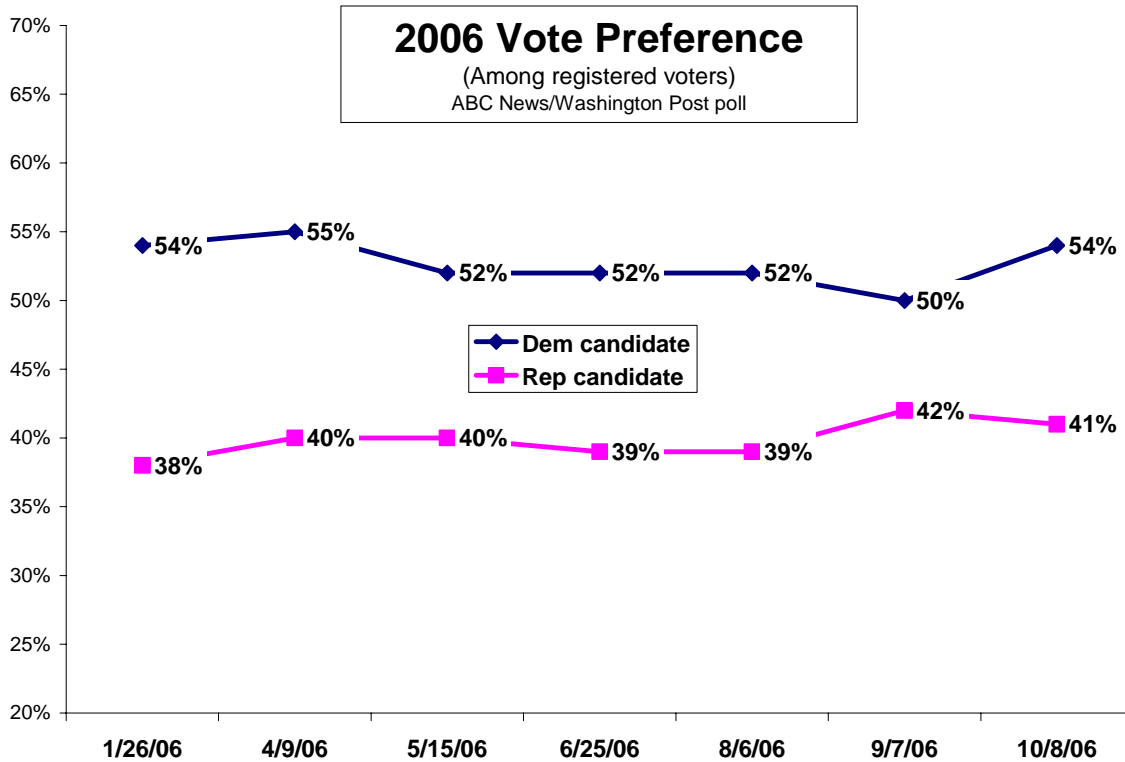


A Deep Deficit for the Republicans Reflects a Beleaguered President

An unpopular war led by a beleaguered president has pushed the Republican Party back to a deep deficit in voter preferences. The Mark Foley scandal, while it hasn't helped, is a far distant concern, with broad doubts the Democrats would've handled it any better.

The scandal's likeliest impact is collateral – forcing the Republicans off the anti-terrorism message that remains their best pushback to broad discontent with the war in Iraq. The result has been to erase the minor gains they'd shown around the 9/11 anniversary.

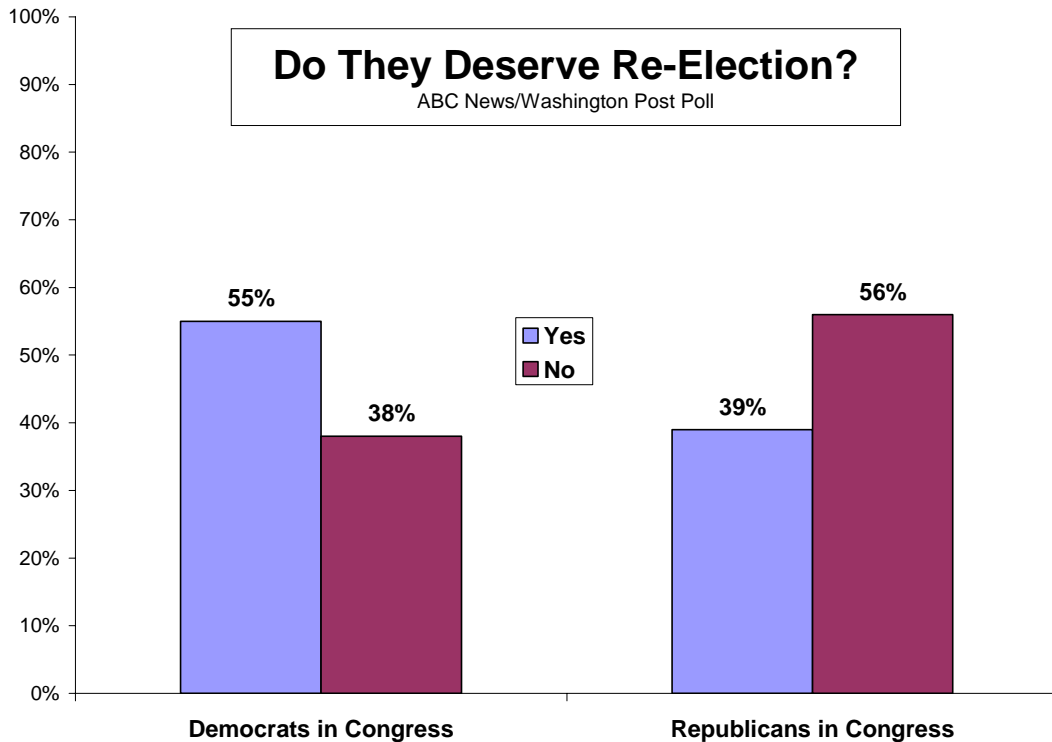
Among registered voters, the latest ABC News/Washington Post poll finds the Democrats with a 54-41 percent lead in the congressional horse race, a gauge of the national mood rather than the status of individual state- and district-level races. (It's the same, 54-41 percent, among likely voters.) That's the biggest Democratic lead this close to Election Day in polls back more than 20 years.



Just 32 percent of Americans, moreover, approve of the way Congress is doing its job – the fewest in a decade, although still much better than it was before the 1994 election, in which the Republicans gained control of the House and Senate alike.

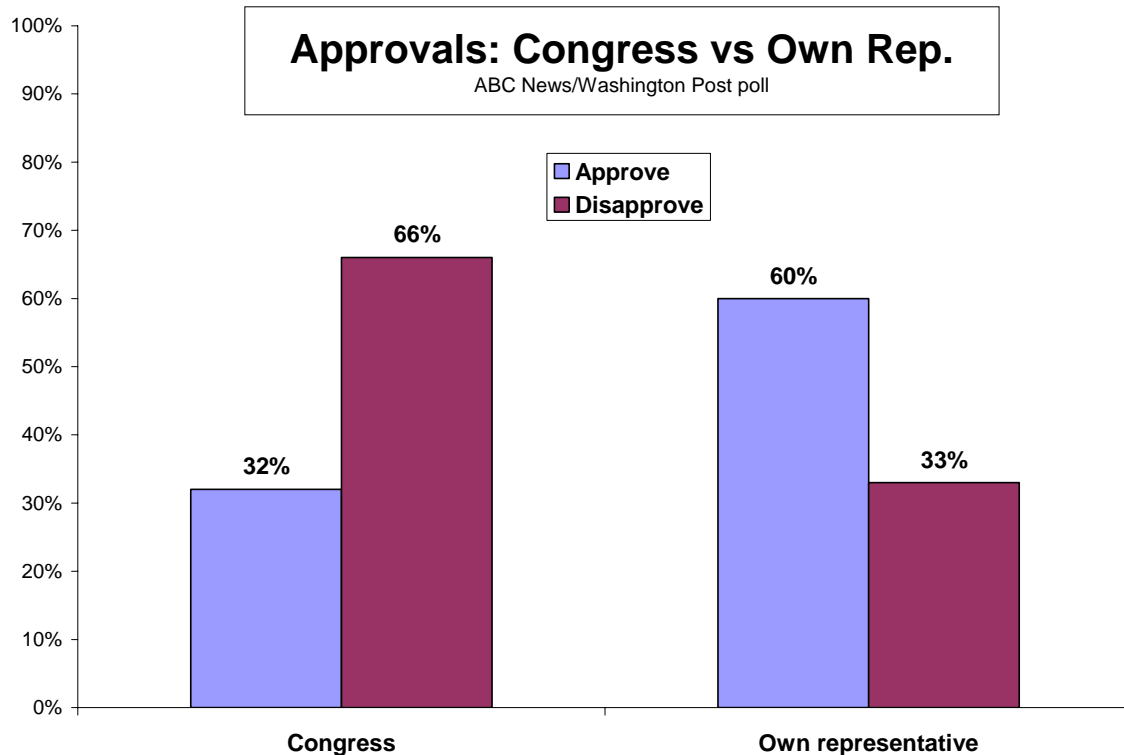
Beneath these numbers is palpable discontent with Republican leadership – particularly the president’s – fueled by unhappiness with the Iraq war. Sixty percent of Americans disapprove of the president’s job performance overall, five points from his career worst, with strong disapprovers outnumbering strong approvers by a 2-1 margin. Sixty-four percent disapprove of his handling of the war in Iraq, and a record 63 percent now say it was not worth fighting.

For just the second time in ABC/Post polls, moreover, most – a new high of 53 percent – disapprove of how Bush is handling the broader U.S. campaign against terrorism, a blow to his biggest strength. Just half say the country is safer now than it was before 9/11, down from what’s usually been a clear majority. Indeed such are his woes that fewer than half, 44 percent, now give Bush credit for the fact that another major terrorist attack hasn’t occurred in this country since 9/11. And while 51 percent still see the war in Iraq as part of the war on terrorism, that’s a new low.



CONGRESS – In terms of Congress, such views seem to have engendered more of an anti-Republican sentiment than an anti-incumbent one. Fifty-five percent of Americans say that most of the Democrats in Congress deserve re-election; just 39 percent, however, say the same of most Republican representatives.

The Democrats lead in public trust to handle each of seven areas tested in this poll, including terrorism (on which they've led or run competitively on and off the past year). Their approval rating is 13 points higher than the Republicans', 48 percent to 35 percent. And 59 percent of Americans would like to see the Democrats take control of the House.



Whether that happens is a soothsayer's game, and other results are more equivocal. While approval of Congress, as noted, is just 32 percent, it's been much lower – 18 percent in October 1994, before that year's transformational election, and 17 percent in spring 1992, in the broad economic discontent that was soon to chase Bush's father from office.

Moreover, despite all the current discontent, 60 percent of Americans approve of the way their own representative is handling his or her job – compared with a markedly lower 49 percent in October 1994.

TALK – It is clear what the parties would like most to talk about. Among people who call terrorism the most important issue in their vote, Republicans hold a 72-26 percent lead in congressional vote preference. Among those who say it's Iraq, by contrast, the Democrats lead by a nearly identical 71-25 percent.

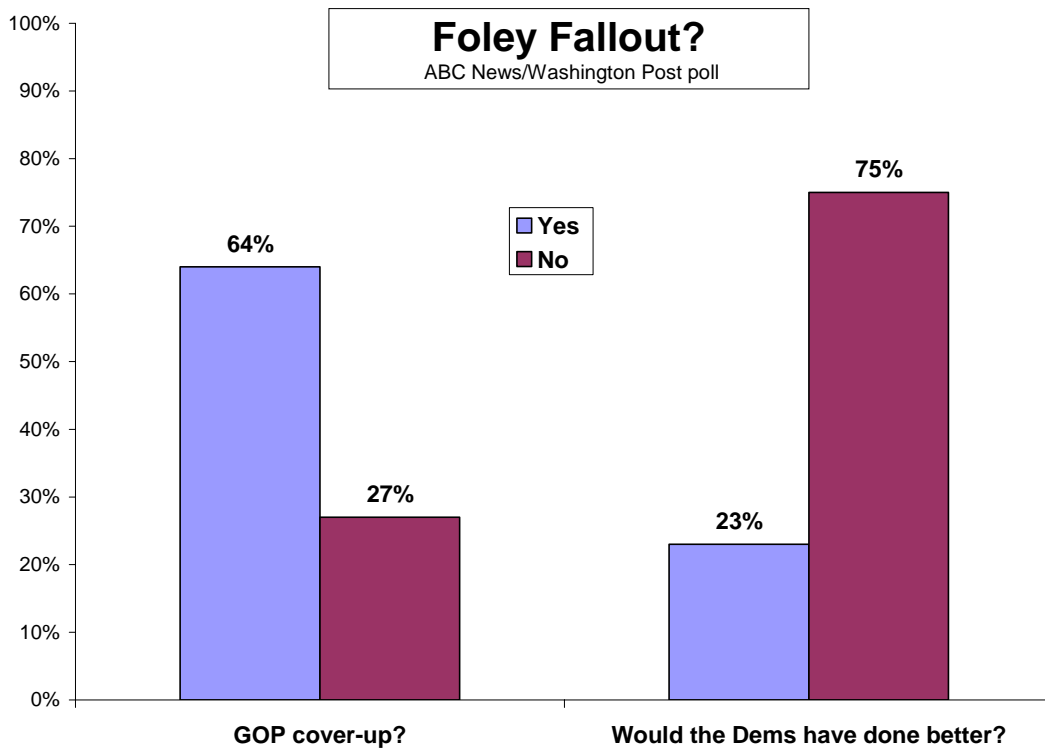
The Democrats also lead, by 59-35 percent, among registered voters who say their top issue is the economy. Iraq and the economy rank highest in a six-item list, followed by terrorism and health care (another strong issue for the Democrats).

Another subject for the Democrats is the president: Registered voters are twice as likely to say they'll cast their congressional vote to show opposition to Bush as to show support for him. Independents say so by an even larger, 3-1 margin: Thirty-five percent voting to show opposition to Bush, vs. 11 percent voting to show him support.

That stands in sharp contrast to 2002, when voters by 2-1 were showing support for Bush; and from 1998, when Bill Clinton was in the thick of the Lewinsky scandal. Then 77 percent said Clinton wasn't a factor in their vote, compared with the 47 percent who say that about Bush now. The rest divided about evenly between supporting and opposing Clinton, another sharp difference from Bush-inspired voting today.

Even in the upheaval of 1994, 27 percent said they were voting to show opposition to Clinton, compared to today's 35 percent voting to oppose Bush. One factor: Bush's approval rating today is six points worse than Clinton's was then, and his strong disapproval is 18 points worse.

FOLEY – The Foley scandal has not earned the Republican leadership any good will, but neither does it look like a point of differentiation for the Democrats. On one hand 64 percent think the Republican leadership tried to cover up the scandal; on the other, 75 percent don't think the Democrats would have handled it any better, and 62 percent think the Democrats are pursuing it for political advantage, not to raise legitimate concerns.



A salience test puts the Foley matter in perspective: Eighty-three percent of registered voters call Iraq very important in their vote; 78 percent say the same of terrorism, 77

percent the economy, 71 percent health care, 65 percent ethics in general. By contrast just 18 percent give that kind of importance to the Foley situation.

Despite widespread belief the Republican leadership tried to cover up the case, the public divides (heavily along partisan lines) on whether House Speaker Denny Hastert should step down as a result, with 47 percent saying he should stay, 45 percent saying he should go. That suggests that for many the cover-up suspicion is a weakly held one, more an expression of dissatisfaction than an accusation of malfeasance.

Most broadly, just 18 percent say the Democrats in general are better than the Republicans when it comes to ethics and honesty, while 11 percent say the Republicans are better. Seventy percent instead say there's no difference between them, and that's essentially the same as its pre-Foley levels.

Indeed the scandal taps into longstanding skepticism of congressional ethics overall. Sixty-nine percent of Americans rate the ethics and honesty of Congress members negatively, again no worse than it was, for instance, last December. Better news on the re-election home front is that two-thirds, in contrast, give a positive rating to their own representative's conduct. That's actually improved from its level last May.

EVANGELICALS – The Foley scandal was hardly welcome news in the core Republican group of evangelical white Protestants. Forty-six percent of them think the Republican leadership tried to cover the case up, and a not-insignificant 30 percent think Hastert should step down.

Nonetheless, evangelical white Protestants still favor the Republican over the Democrat in their House district by nearly 2-1, 62 percent to 32 percent, not significantly different than in early August, long before the Foley scandal broke. And among evangelicals who favor a Republican, 42 percent are “very enthusiastic” about their choice – essentially the same as the level of enthusiasm among some core Democratic groups, such as liberals (45 percent very enthusiastic) and non-religious Americans (37 percent).

Nor does this poll indicate a drop in voting intention among evangelicals; they account for as many likely voters now as in September, about two in 10.

The fact that 32 percent of evangelical white Protestants favor the Democrat in their congressional district shows the Republicans' distress; in 2004 fewer in this group, 24 percent, voted for Democrats in House races. But again, this problem for the Republicans preceded the Foley affair, and reflects their broader difficulties.

More of a swing group is white Catholics. Their preference for Democrats has shifted from an 18-point margin in August to a mere two-point margin in September and back to a 22-point margin now. Where they end up is essential; along with independents, white Catholics historically have been a decisive group in election outcomes.

VALUES – Distinct from evangelicals, so called “values voters” continue to be a subject of discussion, and of some misperception. The Republicans don’t own the notion of values, and haven’t: Fifty-three percent of Americans say it’s the Democrats who best represent their personal values, vs. 37 percent who pick the Republicans, and it was similar (50-40 percent) a year ago. Indeed the Democrats had an eight-point lead on “values” back in 1999.

There are precious few single-minded values voters: In a new question, 64 percent in this poll say a candidate’s positions on the issues and his or her personal values are equally important to them. Thirty-one percent say the issues are more important. That leaves just five percent who give primacy to a candidate’s values in deciding whom to support.

Separately, just over a third, 35 percent, say a politician should rely on his or her religious beliefs in making policy decisions; that’s eased slightly from 40 percent in spring 2005. This view is concentrated among evangelical white Protestants (63 percent), and, concomitantly, among Republicans (56 percent).

PARTISANSHIP – Partisanship overall is rife, and it shows movement in the Democrats’ direction. Among all Americans, 38 percent in this survey identify themselves as Democrats, vs. 27 percent as Republicans. That’s about the average for Republicans all year, while the Democrats are five points over their 2006 average. A bump up in Democratic self-identification appeared in a mid-September ABC News poll as well.

It matters because 93 percent of Democrats favor the Democrat in their congressional district and 90 percent of Republicans favor the Republican. But it’s independents who customarily make the difference, and in this poll they tilt Democratic in congressional vote preference by 54-38 percent. That kind of division among independents makes the Democratic-to-Republican ratio a less pressing concern; the Republicans’ problem is not so much how many Democrats or Republicans show up, as how independents vote.

MARRIED WOMEN – Married women are potential swing voters as well. They split their vote for president in 2000, but then favored Bush over John Kerry by 11 points in 2004, a critical factor in his re-election. They also favored Republicans for House in 2004 by a nine-point margin.

In September, married women split between the two parties. But today they favor the Democrats, by 53 to 42 percent, a key feature of the Democratic lead.

Focusing on the war in Iraq helps Democrats with married women. Nearly three in 10 of them now call it the single most important issue to their vote, up from two in 10 last month. It’s moved from a three-way tie (with economy and terrorism) to their single top issue.

Married women with children divide evenly between the parties, just as they did last month. But that too is an improvement from 2004, when married moms were nine points more likely to vote Republican in their House district.

DEMS – Ultimately, if the election goes awry for the Democrats, it’s because they still seem to be benefiting more from what the Republicans have done wrong than from what they themselves have done right. Fifty-two percent of Americans say the Democrats are offering the country a clear direction that’s different from the Republicans – more than half for the first time, but hardly a resounding sense of a new path for the country. And the public by a 12-point margin continues to say the Republican Party has stronger leaders – potentially a significant strength in an uncertain world, if that’s where voters were ultimately to focus.

METHODOLOGY – This ABC News/Washington Post poll was conducted by telephone Oct. 5-8, 2006, among a random national sample of 1,204 adults. The results have a three-point error margin. Sampling, data collection and tabulation by TNS of Horsham, Pa.

Analysis by Gary Langer.

ABC News polls can be found at ABCNEWS.com at <http://abcnews.com/pollvault.html>.

Media contact: Cathie Levine, (212) 456-4934.

Full results follow (*= less than 0.5 percent).

1. Do you approve or disapprove of the way George W. Bush is handling his job as president? Do you approve/disapprove strongly or somewhat?

	----- Approve -----			----- Disapprove -----			No
	NET	Strongly	Somewhat	NET	Somewhat	Strongly	opin.
10/8/06	39	23	16	60	12	48	1
9/7/06	42	24	18	55	12	43	3
8/6/06	40	23	17	58	12	46	2
6/25/06	38	20	18	60	12	48	2
5/15/06	33	17	16	65	18	47	2
4/9/06	38	20	18	60	13	47	1
3/5/06	41	24	17	58	14	44	1
1/26/06	42	25	18	56	14	42	2
1/8/06	46	29	17	52	13	39	2
12/18/05	47	29	17	52	12	40	1
11/2/05	39	20	18	60	13	47	1
10/29/05	39	22	17	58	13	45	3
9/11/05	42	27	15	57	12	45	1
8/28/05	45	27	18	53	12	41	2
6/26/05	48	27	21	51	11	40	1
6/5/05	48	27	21	52	14	38	1
4/24/05	47	25	22	50	13	38	3
3/13/05	50	31	19	48	11	37	3
1/31/05	50	34	15	45	11	34	5
1/16/05	52	33	19	46	11	35	2
12/19/04	48	27	21	49	12	38	2
10/20/04	50	30	20	46	11	35	4
10/17/04 LV	54	35	19	45	9	36	2
10/16/04 LV	54	35	19	44	10	34	2
10/15/04 LV	54	35	19	44	10	34	2
10/3/04 LV	53	36	17	46	11	34	1
9/26/04	50	33	18	45	13	32	5
9/8/04	52	35	17	43	11	32	5

8/29/04	50	31	19	47	13	34	3
8/1/04	47	28	18	49	13	36	5
7/25/04	50	32	19	47	13	34	3
7/11/04	48	31	17	50	11	39	2
6/20/04	47	30	17	51	13	39	1
5/23/04	47	31	17	50	14	36	3
4/18/04	51	33	18	47	13	34	1
3/7/04	50	32	18	48	12	36	2
2/11/04	50	30	21	47	14	34	2
1/18/04	58	35	24	40	9	30	2
12/21/03	59	39	21	38	15	23	3
12/14/03	57	37	20	39	10	29	5
12/7/03	53	32	21	40	13	27	7
11/16/03	57	34	23	39	11	28	4
10/29/03	56	30	26	42	13	29	2
10/13/03	53	33	20	43	13	29	4
9/30/03	54	34	20	44	15	29	2
9/13/03	58	35	23	40	14	27	2
9/7/03	56	34	22	41	13	28	4
8/11/03	59	37	22	37	14	23	4
7/10/03	59	35	24	38	13	25	3
6/22/03	68	45	23	29	11	18	4
4/30/03	71	50	22	26	17	9	3
4/16/03	74	52	22	23	9	14	3
4/9/03	77	58	19	20	6	14	4
4/3/03	71	54	16	25	7	19	4
3/23/03	68	NA	NA	27	NA	NA	4
3/20/03	67	NA	NA	28	NA	NA	5
3/2/03	62	38	23	35	13	22	4
2/23/03	60	NA	NA	34	NA	NA	6
2/9/03	64	42	21	34	14	20	3
2/1/03	62	41	21	34	13	22	4
1/28/03	62	43	19	36	13	23	2
1/27/03	59	39	21	37	15	22	4
1/20/03	59	36	23	38	16	22	2
12/15/02	66	37	28	32	12	20	2
11/4/02	LV 67	45	23	31	12	20	1
11/3/02	LV 67	45	22	32	12	20	1
11/2/02	LV 67	47	20	32	9	23	1
10/27/02	67	39	28	29	13	16	4
9/26/02	67	42	25	30	12	18	3
9/8/02	71	42	28	27	12	15	3
7/28/02	69	39	31	28	14	14	3
7/15/02	72	42	31	25	12	13	2
6/17/02	74	42	32	22	9	13	4
6/9/02	77	41	36	20	9	11	3
5/19/02	76	48	28	22	8	13	3
4/21/02	78	47	31	20	9	10	2
3/28/02	79	49	30	18	8	10	3
3/10/02	82	52	30	16	9	7	2
1/27/02	83	56	27	14	7	7	3
12/19/01	86	64	22	12	6	6	2
11/27/01	89	69	21	9	4	5	1
11/6/01	89	65	24	9	5	4	2
10/9/01	92	76	16	6	3	3	1
9/27/01	90	70	20	6	3	3	4
9/13/01	86	63	23	12	5	6	2
9/9/01	55	26	29	41	20	22	3
8/12/01	61	28	33	31	14	17	8
7/30/01	59	28	30	38	17	22	3
6/3/01	55	27	28	40	18	22	6
4/22/01	63	33	30	32	16	16	5
3/25/01	58	NA	NA	33	NA	NA	8

2/25/01 55 NA NA 23 NA NA 22

2. Do you approve or disapprove of the way Bush is handling (ITEM)?

10/8/06 Summary Table

	Approve	Disapprove	No op.
a. The situation in Iraq	35	64	1
b. The US campaign against terrorism	45	53	1
c. The economy	41	56	2

Trend:

a. The situation in Iraq

	----- Approve -----			----- Disapprove -----			No opin.
	NET	Strongly	Somewhat	NET	Somewhat	Strongly	
10/8/06	35	21	14	64	10	54	1
9/7/06	41	25	16	57	10	47	2
8/6/06	36	21	15	62	10	52	2
6/25/06	37	21	17	62	11	52	*
5/15/06	32	19	13	66	13	53	1
4/9/06	37	21	16	62	11	51	1
3/5/06	40	23	17	59	12	47	*
1/26/06	39	24	15	60	10	50	1
12/18/05	46	31	15	53	10	43	1
11/2/05	36	20	15	64	13	51	1
9/11/05	38	NA	NA	62	NA	NA	1
8/28/05	42	28	14	57	11	46	1
6/26/05	43	25	18	56	12	44	1
6/5/05	41	NA	NA	58	NA	NA	1
4/24/05	42			56			2
3/13/05	39			57			4
1/16/05	40			58			2
12/19/04	42			57			1
9/26/04 RV	47			50			3
8/29/04 RV	47			51			2
7/25/04	45			53			2
6/20/04	44			55			2
5/23/04	40			58			2
4/18/04	45			54			1
3/7/04	46			53			1
2/11/04	47			52			1
1/18/04	55			42			2
12/21/03	60			39			2
12/14/03	58			38			4
11/16/03	48			48			4
10/29/03	47			51			2
10/13/03	51			47			2
9/29/03	50			47			3
9/13/03	52			46			2
9/7/03	49			47			4
8/24/03	56			37			7
8/11/03	56			41			3
7/10/03	58			41			2
6/22/03	67			30			2
4/30/03	75	"	"	22	"	"	2
3/27/03*	69			26			5
3/23/03	71			26			3
3/20/03	65			29			5
3/17/03	64			29			7
3/9/03	55			38			8
2/23/03	55			39			6

2/9/03	61			37			2
2/5/03	61			32			7
2/1/03	61			35			3
1/28/03	58			38			4
1/27/03	57			40			3
1/20/03	50			46			4
12/15/02	58			37			5
11/4/02 LV	56			40			4
11/3/02 LV	57			40			4
11/2/02 LV	56			41			3
10/27/02	57			38			5
9/26/02	58			39			3
9/14/02	65			31			4
8/29/02	52	"	"	36	"	"	12
*3/27/03 and previous: "The situation with Iraq and Saddam Hussein"							

b. The US campaign against terrorism

	----- Approve -----			----- Disapprove -----			No opin.
	NET	Strongly	Somewhat	NET	Somewhat	Strongly	
10/8/06	45	29	16	53	13	40	1
9/7/06	53	33	19	45	14	31	2
8/6/06	47	NA	NA	50	NA	NA	2
6/25/06	51	NA	NA	47	NA	NA	2
5/15/06	53	NA	NA	43	NA	NA	4
4/9/06	50	32	18	49	15	34	1
3/5/06	52	NA	NA	46	NA	NA	2
1/26/06	52			45			2
1/8/06	53			45			2
12/18/05	56			44			1
11/2/05	48			51			1
9/11/05	50	"	"	47	"	"	3
8/28/05	56	34	21	43	14	29	2
6/5/05	50	NA	NA	49	NA	NA	1
4/24/05	56			41			3
3/13/05	59			38			3
1/16/05	61			38			2
12/19/04	53			43			3
9/26/04 RV	59			38			3
8/29/04 RV	60			37			3
7/25/04	57			40			4
6/20/04	50			48			2
5/23/04	58			39			4
4/18/04	63			35			2
3/7/04	63			34			3
2/11/04	64			34			2
1/18/04	66			33			2
12/21/03	70			28			2
10/29/03	63			35			2
10/13/03	66			30			4
9/13/03	70			27			3
9/7/03	67			28			5
4/30/03	79			19			2
2/9/03	74			23			4
2/1/03	75			21			3
1/27/03	72			26			2
1/20/03	71			25			4
12/15/02	79			20			1
11/4/02 LV	76			22			1
11/3/02 LV	77			22			3
11/2/02 LV	78			21			2
10/27/02	74			23			4
9/26/02	70			28			2

9/8/02	74			24			2
7/28/02	81			17			2
7/15/02	83	"	"	15	"	"	2
5/19/02	79	51	27	19	10	9	3
4/21/02	81	56	25	18	10	7	2
3/10/02	88	64	24	10	5	5	2
1/27/02	88	NA	NA	10	NA	NA	2
12/19/01	89	67	22	9	5	4	2
10/15/01	92	75	17	5	3	3	3

c. The economy

	----- Approve -----			----- Disapprove -----			No
	NET	Strongly	Somewhat	NET	Somewhat	Strongly	opin.
10/8/06	41	NA	NA	56	NA	NA	2
8/6/06	39	NA	NA	59	NA	NA	2
6/25/06	38	NA	NA	61	NA	NA	1
5/15/06	38	NA	NA	60	NA	NA	2
4/9/06	40	20	21	59	18	41	1
3/5/06	48	NA	NA	51	NA	NA	1
1/26/06	46			52			1
12/18/05	47			52			1
11/2/05	36			61			3
9/11/05	40			58			2
8/28/05	44			54			3
6/5/05	40			58			2
4/24/05	40			57			3
3/13/05	43			55			2
1/16/05	46			52			2
12/19/04	46			51			3
9/26/04 RV	47			50			4
8/29/04 RV	45			52			3
7/25/04	47			50			3
6/20/04	46			53			1
5/23/04	44			54			2
4/18/04	44			54			2
3/7/04	39			59			1
2/11/04	44			54			2
1/18/04	51			47			2
12/21/03	51			44			5
11/16/03	48			49			3
10/29/03	45			53			2
10/13/03	45			52			2
9/13/03	42			56			3
9/7/03	44			51			5
8/11/03	45			51			5
7/10/03	47			49			4
4/30/03	52			45			3
2/9/03	47			49			4
2/1/03	44			52			4
1/28/03	46			49			4
1/27/03	47			47			5
1/20/03	43			53			4
1/5/03	50			43			7
12/15/02	50			46			4
11/4/02 LV	53			45			2
11/3/02 LV	52			46			2
11/2/02 LV	55			43			2
10/27/02	51			43			6
9/26/02	51			47			3
9/8/02	57			40			4
7/28/02	57			39			4
7/15/02	58			38			3

4/21/02	64			33			3
1/27/02	62			34			4
12/19/01	67			27			6
11/6/01	72			23			5
9/9/01	48			48			4
7/30/01	52			45			3
6/3/01	53			41			6
4/22/01	55			38			7
3/25/01	50	"	"	42	"	"	8

3. Thinking about this November's election for the U.S. House and some U.S. Senate and governor seats, are you following the election very closely, somewhat closely, not too closely or not closely at all?

	----- Closely -----			----- Not closely -----			No op.
	NET	Very	Somewhat	NET	Not too	Not at all	
10/8/06 RV	75	26	49	25	17	8	0
9/7/06 RV	66	20	46	34	20	14	*
8/6/06 RV	66	21	45	34	23	11	*
5/15/06 RV	60	20	40	39	23	16	*
All	57	18	38	43	24	19	*

4. Would you say you'll definitely vote in the congressional election this November, probably vote, or might you skip this one?

	Definitely	Probably	Might skip	No opin.
10/8/06 RV	71	21	8	*
9/7/06 RV	68	22	9	1

5. (and 5a) If the election for the U.S. House of Representatives in November 2006 were being held today, would you vote for (the Democratic candidate) or (the Republican candidate) in your congressional district? (IF OTHER, NEITHER, DK, REF) Would you lean toward the (Democratic candidate) or toward the (Republican candidate)?

Net Leaned Vote:

	Dem cand.	Rep cand.	Other (vol.)	Neither (vol.)	Will not vote (vol.)	No opin.
10/8/06 RV	54	41	*	1	1	3
9/7/06 RV	50	42	*	3	2	4
8/6/06 RV	52	39	*	2	1	5
6/25/06 RV	52	39	1	3	1	4
All	52	38	1	2	2	5
5/15/06 RV	52	40	1	3	1	4
All	53	38	1	3	1	4
4/9/06 RV	55	40	*	2	*	3
All	54	40	*	2	1	4
1/26/06 RV	54	38	1	3	1	5
All	55	36	1	3	1	4
12/18/05 RV	51	41	1	3	1	4
All	50	41	1	3	1	4
11/2/05 RV	52	37	1	4	2	6
All	53	36	1	3	2	5
11/4/02 LV	48	48	1	1	0	2
11/3/02 LV	48	48	*	1	0	2
11/2/02 LV	50	49	*	1	0	2
10/27/02 LV	47	49	1	1	0	3
9/26/02 LV	49	47	1	2	0	2
RV	47	44	2	3	2	3

	All	46	42	2	2	5	3
7/15/02	RV	47	46	1	1	1	4
	All	47	45	1	1	1	4
1/27/02*	RV	43	50	NA	2	1	5
9/6/00	RV	49	42		2	1	6
7/23/00	RV	46	45		3	1	5
2/27/00	RV	45	46		2	1	5
10/31/99	RV	50	43		3	1	3
9/2/99	RV	48	44		3	*	5
3/14/99	RV	50	41		2	1	6
2/14/99	RV	48	41		3	1	7
1/30/99	RV	49	39		8	1	3
11/1/98	RV	51	43		4	*	2
10/25/98	RV	48	43		3	1	4
10/18/98	RV	49	44		3	1	4
9/28/98	RV	49	44		2	*	4
8/21/98	RV	48	45		3	1	3
7/12/98	RV	47	45		2	*	6
1/31/98	RV	49	40		2	1	8
1/19/98	RV	47	44		3	1	5
10/8/96	RV	51	41		2	1	5
9/29/96	RV	48	41		3	1	7
9/22/96	RV	50	43		2	1	4
9/15/96	RV	49	45		1	1	4
9/4/96	RV	48	44		3	*	5
8/29/96	RV	53	39		3	1	5
8/28/96	RV	51	40		3	1	5
8/27/96	RV	51	41		3	0	5
8/26/96	RV	51	41		3	0	5
8/25/96	RV	48	43		3	1	6
8/24/96	RV	47	43		2	1	6
8/19/96	RV	49	42		3	0	6
8/18/96	RV	45	46		3	0	6
8/15/96	RV	46	43		4	1	5
8/14/96	RV	48	42		3	1	6
8/13/96	RV	49	43		3	0	5
8/12/96	RV	49	42		3	1	5
8/11/96	RV	49	40		4	1	6
8/10/96	RV	49	41		4	1	5
8/4/96	RV	48	45		2	1	4
6/30/96	RV	49	44		3	*	3
5/22/96	RV	52	41		3	1	3
3/10/96	RV	51	43		2	*	4
1/21/96	RV	52	43		3	1	1
10/1/95	RV	49	44		3	*	3
11/6/94	RV	47	42		5	2	5
10/31/94	RV	48	44		4	1	3
10/23/94	RV	50	45		2	1	2
10/9/94	RV	46	47		3	2	2
9/11/94	RV	50	45		1	1	4
8/7/94	RV	49	42		4	1	4
2/27/94	RV	50	40		8	1	2
10/21/91	RV	51	41		4	*	4
7/28/91	RV	49	41		6	*	3
6/2/91	RV	48	42		4	1	5
11/4/90	RV	51	41		5	*	3
10/14/90	RV	50	41		5	*	3
9/9/90	RV	47	46		3	*	3
7/24/90	RV	51	41		4	1	4
5/21/90	RV	47	45		5	1	2
9/21-10/10/88	RV	52	41		2	1	4
9/19/88	RV	51	39		3	1	6
6/22/85	RV	48	44		5	*	3

10/16/84 RV	52	44		2	NA	5
9/11/84 RV	53	45		2	NA	1
7/8/84 RV	58	40		2	NA	1
10/27/82 RV	58	39		NA	NA	3
10/11/82 RV	55	36		NA	NA	9
9/13/82 RV	58	36		NA	NA	6
11/22/81 RV	53	41	"	NA	NA	7

*1/27/02 and previous: No "other candidate" option recorded

5b. How enthusiastic are you about voting for the (Democrat/Republican) in your Congressional district this year - very enthusiastic, fairly enthusiastic, not too enthusiastic, or not enthusiastic at all?

10/8/06 Summary Table - Among Registered Voters, Leaned Dem/Rep Supporters

	--- Enthusiastic --			---- Not Enthusiastic ----			No
	NET	Very	Fairly	NET	Not too	Not at all	op.
a. Democrat	81	42	40	18	14	4	1
b. Republican	76	35	41	23	18	5	1

6. What will be the single most important issue in your vote for U.S. House this year?

	10/8/06	5/15/06
Iraq	12	11
War on terrorism	11	6
Economy	23	17
Immigration	7	11
Gas prices	2	7
Ethics/corruption	3	2
Health care	5	5
Education	3	3
Social Security	*	2
Local issues	*	1
Medicare	1	1
Prescription drug benefits	*	*
Abortion	1	2
Same-sex marriage	1	*
Taxes	0	3
National security	0	1
Privacy issues	0	1
Party affiliation	3	2
Federal deficit	0	1
Energy	0	1
Environment	0	1
Other	11	6
None	0	*
No opinion	15	16

7. For each item I name, please tell me how important it will be in your vote for Congress this year. Will it be one of the single most important issues, very important, somewhat important or less important than that?

10/8/06 Summary Table - Among Registered Voters

	-----Important-----			--Not as important--			No
	NET	1 of most	Very	NET	Somewhat	Less	op.
a. The situation in Iraq	83	15	68	17	16	2	*
b. The US campaign against terrorism	78	11	67	22	19	4	*

c. The economy	77	12	65	23	20	3	*
d. Health care	71	11	61	28	22	6	*
e. Immigration issues	54	7	47	45	29	16	1
f. Ethics in government	65	9	56	34	27	7	1
g. Local issues where you live	59	8	51	41	32	8	1

Trend where available:

a. The situation in Iraq

	-----Important-----			--Not as important--			No
	NET	1 of most	Very	NET	Somewhat	Less	op.
10/8/06 RV	83	15	68	17	16	2	*
4/9/06	83	20	63	17	15	2	*

b. The U.S campaign against terrorism

	-----Important-----			--Not as important--			No
	NET	1 of most	Very	NET	Somewhat	Less	op.
10/8/06 RV	78	11	67	22	19	4	*
4/9/06	80	17	62	20	17	3	*

c. The economy

	-----Important-----			--Not as important--			No
	NET	1 of most	Very	NET	Somewhat	Less	op.
10/8/06 RV	77	12	65	23	20	3	*
4/9/06	80	16	64	20	18	2	*

d. Health care

	-----Important-----			--Not as important--			No
	NET	1 of most	Very	NET	Somewhat	Less	op.
10/8/06 RV	71	11	61	28	22	6	*
4/9/06	75	16	60	25	20	4	*

e. Immigration issues

	-----Important-----			--Not as important--			No
	NET	1 of most	Very	NET	Somewhat	Less	op.
10/8/06 RV	54	7	47	45	29	16	1
4/9/06	60	12	48	40	32	8	*

f. No trend.

g. Local issues where you live

	-----Important-----			--Not as important--			No
	NET	1 of most	Very	NET	Somewhat	Less	op.
10/8/06 RV	59	8	51	41	32	8	1
4/9/06	62	9	53	37	31	6	1

8. And which of the following will be the SINGLE MOST important issue in your vote for Congress this year: (the U.S campaign against terrorism), (the war in Iraq), (the economy), (immigration), (ethics in government), (health care) or something else?

	Iraq	Econ.	Health care	Immi-gration	Terror-ism	Ethics in govt.	Other	No op.
10/8/06 RV	26	23	13	9	14	10	3	2

Compare to:

		Iraq	Econ.	Health care	Immi- gration	Terror- ism	Gas Prices	Other	No op.
9/7/06	RV	21	22	13	11	16	5	9	3
8/6/06	RV	21	21	14	10	11	15	7	1
6/25/06	RV	23	24	15	13	9	8	6	2
	All	24	23	14	13	8	9	6	2

9. Do you think things in this country (are generally going in the right direction) or do you feel things (have gotten pretty seriously off on the wrong track)?

		Right direction	Wrong track	No opin.
10/8/06		32	66	2
5/15/06		29	69	2
11/2/05		30	68	2
10/24/04	LV	41	55	4
4/18/04		42	57	1
4/30/03		52	46	2
9/26/02		43	53	4
2/21/02		54	42	4
2/14/99		55	41	4
11/1/98		55	43	2
11/1/98	LV	55	44	1
8/21/98		57	40	4
7/12/98		50	45	6
4/4/98		55	41	4
1/31/98		61	34	5
1/30/98		61	34	5
1/19/98		44	50	6
8/27/97		39	57	4
6/8/97		37	60	3
3/9/97		34	62	4
10/17/96	RV	40	55	5
10/16/96	RV	42	53	5
10/15/96	RV	43	52	5
10/14/96	RV	44	51	5
10/13/96	RV	44	51	5
9/04/96	RV	40	54	6
8/21/96		28	67	5
6/30/96		26	70	5
3/17/96		27	70	3
1/21/96		27	66	6
1/3/96		21	77	3
4/5/95		23	73	3
1/4/95		27	68	6
10/31/94		27	69	4
7/20/94		26	70	4
3/27/94		28	69	3
1/23/94		31	60	10
11/14/93		25	69	6
8/8/93		26	71	3
6/20/93		26	71	3
4/26/93		27	71	2
3/11/93		36	57	7
2/28/93		37	59	4
1/17/93		31	63	6
12/14/92		35	60	5
10/27/92	RV	22	76	2
10/4/92	RV	18	78	4
6/7/92		14	83	3
4/9/92		16	81	3

3/11/92	18	79	4
1/15/92	19	78	3
11/10/91	24	72	4
10/29/91	26	71	3
8/27/91	31	60	9
7/28/91	30	67	3
6/2/91	39	57	4
4/9/91	42	51	7
2/26/91	58	39	3
1/27/91	49	48	4
10/14/90	19	79	2
9/9/90	36	60	4
8/20/90	35	60	5
7/24/90	37	60	2
5/21/90	39	60	2
3/26/90	44	53	2
2/4/90	49	48	3
1/16/90	48	49	3
5/23/89	42	55	3
3/16/89	46	52	2
1/16/89 LV	51	46	3
10/25/88 RV	49	46	6
9/27/88	48	44	8
7/11/88	40	56	4
5/25/88	35	59	6
3/21/88	40	56	4
1/23/88	39	59	2
12/13/87	49	47	4
12/2/87	35	61	4
9/23/87	43	54	4
6/29/87	35	62	3
4/13/87	37	60	3
3/9/87	38	58	4
1/18/87	39	56	5
9/8/86	50	48	2
1/26/86	45	47	8
7/29/85	52	43	6
1/16/85	59	36	4
5/22/84	47	48	5
12/13/83	43	51	6
11/7/83	51	44	5
4/12/83	41	54	4
3/2/83	43	53	3
1/25/83	58	39	3
1/25/83	43	52	4
10/11/82	35	57	8
1/30/82	39	56	5
2/80*	20	70	10
2/78	34	53	13
2/77	41	44	14
10/75	19	71	9
10/74	15	75	11
10/73	16	74	10

*2/80 and previous: Roper

10. Do you approve or disapprove of the way the U.S. Congress is doing its job?
Do you approve/disapprove strongly or somewhat?

	----- Approve -----			----- Disapprove -----			No
	NET	Strongly	Somewhat	NET	Somewhat	Strongly	opin.
10/8/06	32	5	27	66	29	37	2
9/7/06	40	NA	NA	55	NA	NA	5

8/6/06	36	60	4
5/15/06	33	63	4
4/9/06	35	62	3
3/5/06	36	62	3
1/26/06	43	53	4
1/8/06	41	55	5
12/18/05	43	53	4
11/2/05	37	59	4
8/28/05	37	59	4
6/5/05	41	54	4
10/29/03	40	52	9
4/30/03	57	37	6
9/26/02	51	43	6
7/15/02	57	36	7
2/21/02	57	39	4
1/27/02	58	35	7
12/19/01	59	34	7
9/9/01	45	48	7
7/30/01	48	48	4
4/22/01	58	33	8
10/31/99	42	53	6
9/2/99	46	47	7
6/6/99	48	46	6
3/14/99	44	49	7
2/14/99	46	50	4
12/20/98	44	51	5
12/19/98	45	50	5
12/13/98	49	46	5
11/7/98	41	55	4
11/1/98	49	47	5
10/25/98	45	44	11
10/18/98	46	45	8
9/28/98	52	44	4
8/21/98	55	39	6
7/12/98	46	44	11
5/12/98	45	45	9
4/4/98	47	45	8
1/31/98	55	35	10
1/30/98	55	35	10
1/25/98	56	37	8
1/24/98	55	38	7
1/19/98	47	49	5
10/13/97	36	57	7
8/27/97	39	54	7
7/8/97	40	53	6
4/24/97	40	53	7
3/9/97	35	60	5
8/5/96	42	52	7
6/30/96	35	58	7
5/22/96	35	60	5
3/10/96	30	64	6
1/7/96	31	65	5
11/19/95	27	68	5
10/1/95	32	65	3
7/17/95	34	63	3
3/19/95	39	56	5
1/29/95	42	52	6
10/31/94	21	72	8
10/23/94	18	78	4
9/11/94	24	70	5
6/26/94	34	61	5
3/27/94	35	62	3
2/27/94	32	64	4

1/23/94	29	60	11
11/14/93	28	66	6
8/8/93	33	64	3
4/26/93	30	69	2
1/17/93	29	66	6
4/9/92	17	78	5
3/18/92	19	76	5
3/8/92	22	73	6
2/2/92	32	64	4
12/15/91	35	59	6
10/21/91	45	50	5
6/2/91	49	46	5
10/14/90	34	63	3
2/4/90	41	55	4
1/16/90	39	55	6
8/21/89	42	53	5
5/23/89	54	44	2
2/14/89	53	44	3
1/23/88*	43	53	4
6/1/87	56	40	4
6/22/85	54	37	9
5/83	33	43	24
6/81	38	40	22
6/79	19	61	20
9/78	29	49	22
6/77	34	42	24
6/75	29	54	17
8/74	48	35	17

*1/23/88 and previous: Gallup

11. Do you approve or disapprove of the way your own representative to the U.S. House of Representatives in Congress is handling his or her job?

	Approve	Disapprove	No opinion
10/8/06	60	33	6
9/7/06	60	30	9
8/6/06	55	37	7
5/15/06	62	31	7
4/9/06	59	34	6
1/26/06	64	30	6
12/18/05	65	29	6
11/2/05	60	33	7
6/5/05	61	32	8
9/26/02	64	27	9
7/15/02	68	23	9
11/1/98	72	20	8
11/1/98 LV	73	23	5
10/18/98	68	20	11
10/18/98 LV	67	25	9
9/28/98	70	21	10
9/28/98 LV	71	23	6
7/12/98	70	18	12
1/19/98	74	19	7
4/5/95	65	25	9
10/31/94	51	38	11
10/23/94	49	43	8
9/11/94	53	35	12
6/26/94	59	31	10
3/27/94	62	26	12
1/17/93	60	29	11
4/9/92	47	39	13
3/18/92	49	40	11

2/2/92	56	32	12
12/15/91	60	28	12
10/21/91	64	27	9
6/2/91	61	26	14
10/14/90	64	29	7
5/23/89	71	18	11

12. Do you approve or disapprove of the way (ITEM) are doing their job?

10/8/06 Summary Table

	Approve	Disapprove	No opinion
a. the Republicans in Congress	35	63	2
b. the Democrats in Congress	48	50	3

Trend:

a. the Republicans in Congress

	Approve	Disapprove	No opinion
10/8/06	35	63	2
5/15/06	33	64	3
11/2/05	35	61	4
6/5/05	42	56	2
6/6/99	41	52	7
3/14/99	40	56	4
7/8/97	40	54	6
9/15/96 Reg.	46	48	6
6/30/96	38	56	6
4/5/95	45	50	5
10/31/94	33	59	7
10/23/94	31	64	5
9/11/94	35	59	6

b. the Democrats in Congress

	Approve	Disapprove	No opinion
10/8/06	48	50	3
5/15/06	39	58	4
11/2/05	41	54	5
6/5/05	42	56	3
6/6/99	51	42	7
3/14/99	51	42	7
7/8/97	45	49	6
4/5/95	36	60	4
10/31/94	39	53	8
10/23/94	36	59	5
9/11/94	41	53	6

13. Will one reason for your vote for Congress be to express (support for) Bush, to express (opposition to) Bush, or is Bush not a factor in your choice?

	Support	Opposition	Not a factor	No opinion
10/8/06 RV	18	35	47	1
5/15/06	12	30	58	1
11/4/02 LV	29	15	55	1
11/3/02 LV	29	17	52	1
11/2/02 LV	30	15	54	1
10/27/02 LV	33	18	49	1

Compare to: Is one of the reasons you support this candidate to express support for Bill Clinton, to express opposition to Clinton, or would you say that Clinton is not a factor?

	Support	Opposition	Not a factor	No opinion
11/1/98	13	9	77	1
11/1/98 LV	10	13	77	*
10/25/98	14	10	72	4
10/25/98 LV	15	15	70	1
10/18/98	13	9	75	3
10/18/98 LV	12	12	76	1
9/28/98	14	13	71	2
9/28/98 LV	14	18	67	1

14. Overall, which party, the (Democrats) or the (Republicans), do you trust to do a better job in coping with the main problems the nation faces over the next few years?

	Democrats	Republicans	Both (vol.)	Neither (vol.)	No opinion
10/8/06	54	35	2	7	2
9/7/06	47	38	1	10	4
6/25/06	48	38	1	10	3
5/15/06	50	36	1	11	3
4/9/06	51	37	1	9	2
3/5/06	42	40	2	14	2
1/26/06	51	37	1	8	3
12/18/05	47	42	1	8	2
11/2/05	49	37	3	9	3
6/5/05	46	41	1	9	2
8/11/03	39	40	3	10	7
12/15/02	41	44	2	11	2
10/27/02 LV	39	51	2	5	2
9/26/02	39	46	3	8	4
7/15/02	42	45	2	7	4
1/27/02	40	44	3	10	4
4/22/01	47	40	4	7	3
7/23/00	42	42	2	9	6
9/2/99	45	39	4	9	4
6/6/99	45	35	3	13	5
3/14/99	47	37	5	9	3
2/14/99	48	37	4	7	4
10/18/98	44	36	3	12	6
9/28/98	49	38	2	8	3
8/21/98	48	36	4	9	3
7/12/98	45	38	3	8	6
1/31/98	47	37	4	6	7
1/19/98	45	42	2	7	4
7/8/97	44	37	2	14	3
9/15/96 RV	45	38	3	11	3
8/5/96	43	38	3	11	3
6/30/96	46	37	3	12	3
5/22/96	47	38	3	10	3
11/6/94 RV	41	39	2	12	6
10/31/94	43	43	2	8	4
10/23/94	39	40	3	15	3
9/11/94	43	40	4	11	3
6/26/94	41	36	3	14	5
2/27/94	46	32	4	16	3
11/14/93	42	39	3	11	4
1/17/93	49	28	5	13	5
7/8/92	48	38	1	8	4

6/7/92	43	37	3	11	6
3/11/92	45	37	1	11	5
3/8/92	51	36	1	7	5
2/2/92	49	39	2	7	3
12/15/91	39	37	3	15	6
10/21/91	39	40	3	13	5

15. Which political party, the (Democrats) or the (Republicans), do you trust to do a better job handling (ITEM)?

10/8/06 - Summary Table

	Democrats	Republicans	Both (vol.)	Neither (vol.)	No op.
a. The situation in Iraq	51	38	3	7	2
b. The U.S. campaign against terrorism	47	41	4	6	2
c. The economy	54	37	3	6	1
d. Immigration issues	49	36	4	10	3
e. Health care	61	28	1	7	2
f. Ethics in government	49	30	3	15	2

Trend:

a. The situation in Iraq

	Democrats	Republicans	Both (vol.)	Neither (vol.)	No op.
10/8/06	51	38	3	7	2
9/7/06	43	44	2	10	2
8/6/06	43	40	*	11	5
6/25/06	47	41	1	9	2
5/15/06	50	36	2	10	3
4/9/06	49	42	1	6	2
3/5/06	42	42	2	11	2
1/26/06	47	40	1	9	2
12/18/05	47	44	2	6	2
11/2/05	48	37	2	11	2
12/15/02*	30	56	4	7	3
10/27/02 LV	31	58	3	4	4
9/26/02	33	52	6	4	6

*12/15/02 and previous: "The situation with Iraq and Saddam Hussein"

b. The U.S. campaign against terrorism

	Democrats	Republicans	Both (vol.)	Neither (vol.)	No op.
10/8/06	47	41	4	6	2
9/7/06	40	47	1	9	3
8/6/06	46	38	1	11	4
6/25/06	39	46	2	10	3
5/15/06	46	41	2	8	3
4/9/06	46	45	1	6	1
3/5/06	39	46	3	10	2
1/26/06	41	46	2	6	4
11/2/05	42	42	4	10	3
12/15/02	25	61	5	6	2
10/27/02* LV	26	61	4	5	4
9/26/02*	30	51	6	6	8
7/15/02	27	55	9	3	6
1/27/02	23	62	10	3	2

*"The war on terrorism"

c. The economy

	Democrats	Republicans	Both (vol.)	Neither (vol.)	No op.
10/8/06	54	37	3	6	1
9/7/06	50	39	1	7	4
6/25/06	52	39	1	5	3
5/15/06	52	34	3	9	2
4/9/06	49	43	1	4	3
3/5/06	49	40	2	8	2
1/26/06	55	37	2	5	2
11/2/05	56	34	1	8	1
12/15/02	44	45	4	6	1
10/27/02* LV	43	48	3	3	2
9/26/02*	47	39	3	6	5
7/15/02**	38	48	3	6	5
1/27/02**	39	48	5	6	3
4/22/01***	47	43	4	4	3
9/28/98	53	40	NA	NA	7
7/12/98	49	37	4	5	6
1/19/98	45	44	3	6	3
7/8/97	43	39	5	12	2
10/23/94	38	43	3	14	2
9/11/94	39	43	3	11	4
2/27/94	47	36	3	11	3
2/2/92	49	38	2	7	4
12/15/91	43	36	4	11	5
3/4/91	32	49	5	10	4
1/16/90	33	52	4	7	4

*"The economy and jobs"

**"Improving the economy"

***4/22/01 and previous: "The nation's economy"

d. Immigration issues

	Democrats	Republicans	Both (vol.)	Neither (vol.)	No op.
10/8/06	49	36	4	10	3
6/25/06	45	40	1	9	5
5/15/06	48	34	1	14	4
4/9/06	50	38	1	7	4

e. Health care

	Democrats	Republicans	Both (vol.)	Neither (vol.)	No op.
10/8/06	61	28	1	7	2
5/15/06	61	28	1	7	2
4/9/06	61	29	*	6	3
11/2/05	54	29	2	12	3
12/15/02*	53	33	3	7	4
10/27/02* LV	50	39	3	5	3
9/26/02*	50	35	4	5	6
7/15/02**	47	37	3	9	5
1/27/02**	50	35	5	5	4
1/19/98***	54	33	2	7	4
10/23/94	46	29	2	21	2
9/11/94	51	29	3	12	5
2/27/94	58	22	5	11	3
2/2/92	60	25	3	8	4
12/15/91	57	23	3	11	5

*"The cost, availability, and coverage of health insurance"

**"improving the health care system"
 ***1/19/98 and previous: "Providing affordable health care"

f. Ethics in government

	Democrats	Republicans	Both (vol.)	Neither (vol.)	No op.
10/8/06	49	30	3	15	2
12/18/05	47	38	2	10	3
11/2/05	42	36	3	16	3

16. Which political party, the (Democrats) or the (Republicans), do you think (ITEM)?

10/8/06 - Summary Table

	Dems	Reps	Both (vol.)	Neither (vol.)	No opin.
a. better represents your own personal values	53	37	2	7	1
b. is more concerned with the needs of people like you	58	30	2	9	1
c. has stronger leaders	36	48	6	8	2

Trend:

a. better represents your own personal values

	Dems	Reps	Both (vol.)	Neither (vol.)	No opin.
10/8/06	53	37	2	7	1
11/2/05	50	40	1	7	1
4/24/05	47	38	2	10	2
3/14/99	47	39	3	8	3

b. is more concerned with the needs of people like you

	Dems	Reps	Both (vol.)	Neither (vol.)	No opin.
10/8/06	58	30	2	9	1
8/6/06	56	30	1	12	2
11/2/05	56	33	1	9	1

c. has stronger leaders

	Dems	Reps	Both (vol.)	Neither (vol.)	No opin.
10/8/06	36	48	6	8	2
8/6/06	34	52	4	6	5
1/26/06	41	47	3	6	3
11/2/05	35	51	5	8	2

17. Whether or not you agree with them, do you think the Democrats are or are not offering the country a clear direction that's different from the Republicans?

	Yes, they are	No, they are not	No opin.
10/8/06	52	44	4
8/6/06	48	47	5
5/15/06	44	52	4

11/2/05 44 51 5

18. Do you think most of the Democrats in Congress deserve to be re-elected, or not?

	Yes	No	No opin.
10/8/06	55	38	7

19. Do you think most of the Republicans in Congress deserve to be re-elected, or not?

	Yes	No	No opin.
10/8/06	39	56	5

20. Overall, how much do you think Congress has accomplished in the past year: a great deal, a good amount, not too much, or nothing at all?

	--Great deal/Good amount---			---Not much/Nothing---			No
	NET	Grt. deal	Good amt.	NET	Not too	Nothing	opin.
10/8/06	29	7	22	71	56	14	1
10/31/94 LV	20	4	16	80	67	12	1
All	20	4	16	79	67	12	1
10/23/94	18	2	15	81	68	14	1
9/11/94	21	2	19	79	67	12	*
6/26/94*	24	4	20	74	65	9	1

*"in the past 18 months"

20a. In deciding who to support for Congress, what would you say is more important to you - the candidates' (positions on the issues) or the candidates' (personal values), or would you say they're equally important?

	Positions on issues	Personal values	Equally important	No opin.
10/8/06	31	5	64	*

21. Regardless of your local contest, which party would you like to see in control of Congress after the congressional elections in November, the (Democrats) or the (Republicans)?

	Democrats	Republicans	Neither (vol.)	No opin.
10/8/06	59	36	3	2
5/15/06	56	33	8	3
11/2/05	55	37	6	2

22. On another subject, would you describe the state of the nation's economy these days as excellent, good, not so good or poor?

	--- Excellent/Good ---			---- Not so good/Poor ----			No
	NET	Excellent	Good	NET	Not so good	Poor	op.
10/8/06	47	7	40	53	37	16	*
3/5/06	43	5	38	57	37	19	*
1/26/06	40	5	35	60	37	23	*
12/18/05	45	5	39	55	38	17	*
11/2/05	35	3	32	65	36	29	*
9/11/05	40	3	37	59	37	22	1
6/5/05	44	3	40	56	38	19	*

4/24/05	37	2	35	63	44	20	*
9/26/04 RV	46	3	43	53	38	15	1
8/29/04 RV	45	3	41	55	37	18	*
7/25/04	46	4	42	53	39	14	*
6/20/04	45	4	41	55	38	17	*
4/18/04	43	4	39	57	39	18	*
3/7/04	39	2	37	60	38	22	1
1/18/04	42	3	39	58	42	16	0
12/21/03	42	4	39	57	41	16	1
10/29/03	33	1	32	67	45	23	*
9/13/03	30	2	27	70	45	25	*
8/11/03	32	2	30	68	43	25	*
4/30/03	35	1	34	64	46	19	*
2/9/03	28	1	27	72	49	23	*
1/20/03	25	1	25	74	48	26	1
12/15/02	35	1	33	65	44	21	1
11/4/02 LV	28	1	27	72	55	17	1
11/3/02 LV	27	1	26	72	56	17	1
11/2/02 LV	29	1	28	71	54	17	*
9/26/02	31	2	28	69	50	19	*
7/15/02	39	3	36	61	44	17	1
2/21/02	30	1	29	69	51	18	*
1/27/02	31	1	29	69	50	19	*
9/20/01	38	3	35	60	47	14	2
9/9/01	33	1	32	66	47	19	*
7/30/01	50	3	46	50	39	12	*
4/22/01	50	3	47	50	40	9	*
1/15/01	70	10	59	29	24	6	1
10/27/00 LV	86	24	61	14	11	3	*
10/26/00 LV	86	24	61	14	11	3	*
6/11/00	74	17	57	26	19	6	*
2/27/00	80	25	55	20	14	5	*
10/31/99	74	18	56	26	18	7	1
9/2/99	76	19	57	23	16	6	1
3/14/99	80	22	58	19	15	4	1
11/1/98	73	12	61	26	21	5	1
11/1/98 LV	78	13	65	22	19	3	*
10/13/97	61	12	49	39	27	11	*

23. All in all, considering the costs to the United States versus the benefits to the United States, do you think the war with Iraq was worth fighting, or not?

	---- Worth fighting ----			--- Not worth fighting ---			No
	NET	Strongly	Somewhat	NET	Somewhat	Strongly	op.
10/8/06	35	25	10	63	13	50	2
9/7/06	42	29	13	56	11	45	2
8/6/06	39	29	10	59	12	47	1
6/25/06	40	25	15	58	13	45	2
5/15/06	37	24	14	62	12	50	1
4/9/06	41	30	11	58	10	48	1
3/5/06	42	29	14	57	11	46	1
1/26/06	44	32	12	55	13	42	1
1/8/06	43	30	13	55	12	43	2
12/18/05	46	33	14	52	11	42	1
11/2/05	39	25	13	60	12	48	1
8/28/05	46	33	12	53	9	44	1
6/26/05	46	33	13	53	10	43	1
6/5/05	41	29	12	58	12	46	1
4/24/05	44	31	13	54	12	42	2
3/13/05	45	34	11	53	11	42	2
1/16/05	44	32	12	55	10	45	1

12/19/04	42	31	11	56	10	47	2
10/3/04 LV	49	34	15	48	11	37	3
9/26/04 RV	46	35	12	51	8	42	3
9/8/04 RV	51	38	13	45	10	34	4
8/29/04 RV	48	34	14	50	11	39	2
7/25/04	49	36	13	48	11	37	3
6/20/04	47	32	14	52	13	39	2
5/23/04	48	35	13	50	13	37	1
5/6/04	49	NA	NA	47	NA	NA	5
4/18/04	51			47			2
3/7/04	52			44			3
2/11/04	48			50			2
1/18/04	56			41			3
12/21/03	59			39			2
12/14/03	53			42			5
11/16/03	52			44			4
10/29/03	54			44			2
10/13/03	54			44			2
9/13/03	61			37			2
9/7/03	54			42			4
8/24/03	57			37			5
8/11/03	61			35			4
7/10/03	57			40			3
6/22/03	64			33			3
4/30/03	70	"	"	27	"	"	4
2/2/92*	66	NA	NA	32	NA	NA	2
7/28/91	67			30			3
6/2/91	70			26			3
3/4/91	86	"	"	13	"	"	1
*2/2/92 and previous: "the Persian Gulf war"; 3/4/91: "this war"							

24. Do you think the war with Iraq has or has not contributed to the long-term security of the United States? IF YES: Has it contributed to the long-term security of the United States a great deal, or somewhat?

	NET	----- Contributed ----- Great deal	Somewhat	Has not	No opin.
10/8/06	48	26	21	50	3
9/7/06	50	28	21	47	3
6/25/06	51	28	22	48	1
5/15/06	48	28	20	51	2
4/9/06	52	32	20	46	1
3/5/06	50	28	23	48	2
1/26/06	53	32	21	45	1
12/18/05	54	32	22	44	2
11/2/05	46	25	21	52	2
8/28/05	49	29	20	49	2
6/26/05	52	31	22	46	1
6/5/05	47	24	22	52	1
3/13/05	52	29	23	46	2
1/16/05	50	30	21	47	3
12/19/04	51	27	23	46	4
10/3/04 LV	53	32	22	42	4
9/26/04 RV	54	36	18	42	4
9/8/04 RV	57	36	22	40	3
8/29/04 RV	54	33	20	42	4
7/25/04	51	32	19	45	3
6/20/04	51	28	23	46	2
5/23/04	54	30	24	43	3
4/18/04	57	33	24	40	3
3/7/04	57	29	29	40	3

2/11/04	58	32	26	38	4
1/18/04	59	34	25	38	3
12/21/03	62	34	29	34	4
7/10/03*	62	33	29	35	3
*"did or did not"					

25. Do you think the number of U.S. military forces in Iraq should be (increased), (decreased), or kept about the same?

	Increased	Decreased	Kept about the same	No opinion
10/8/06	18	51	28	3
8/6/06	17	53	27	3
5/15/06	15	54	27	4
4/9/06	13	54	31	2
3/5/06	11	52	34	3
12/18/05	9	52	36	3
11/2/05	15	47	36	3
8/28/05	21	41	35	4
6/26/05	16	38	44	2
3/13/05	15	44	36	4

26. (IF DECREASED, Q25) Should all U.S. forces in Iraq be withdrawn immediately, or should they be decreased, but not all withdrawn immediately?

	Withdrawn immediately	Decreased but not withdrawn immediately	No opinion
10/8/06	37	63	*
8/6/06	33	66	1
5/15/06	31	68	1
4/9/06	28	72	1
3/5/06	33	67	*
12/18/05	23	77	0
11/2/05	38	61	*
8/28/05	33	66	1
6/26/05	34	66	1
3/13/05	27	72	1

25/26 NET:

	Increased	NET	----- Decreased All/immed.	----- Not all/not immed.	DK	Kept about the same	No op.
10/8/06	18	51	19	32	*	28	3
8/6/06	17	53	18	35	*	27	3
5/15/06	15	54	17	37	*	27	4
4/9/06	13	54	15	39	1	31	2
3/5/06	11	52	17	35	*	34	3
12/18/05	9	52	12	40	*	36	3
11/2/05	15	47	18	29	*	36	3
8/28/05	21	41	13	27	*	35	4
6/26/05	16	38	13	25	*	44	2
3/13/05	15	44	12	31	1	37	4

27. Do you think of the war with Iraq as (part of the war against terrorism), or as (separate from the war against terrorism)?

	Part	Separate	No opinion
10/8/06	51	48	2
9/7/06	57	41	2

6/25/06	56	43	1
6/26/05	56	43	1
10/3/04 LV	60	38	1
9/8/04 RV	58	39	3
9/13/03	66	32	2
9/7/03	65	31	4
4/16/03	77	22	1

28. On another subject, do you think a political leader should or should not rely on his or her religious beliefs in making policy decisions?

	Should	Should not	Depends (vol.)	No opin.
10/8/06	35	61	2	2
4/24/05	40	55	4	2

Compare to: Do you think a president should or should not rely on his religious beliefs in making policy decisions?

	Should	Should not	Depends (vol.)	No opin.
12/21/03	40	54	5	1

29. Compared to before September 11, 2001, do you think the country today is safer from terrorism or less safe from terrorism? IF SAFER: Would you say the country is much safer or somewhat safer?

	NET	Much	Somewhat	Less safe	No diff. (vol.)	No opin.
10/8/06	50	20	30	42	7	1
9/7/06	55	19	36	37	6	2
6/25/06	59	24	35	33	7	1
3/5/06	56	22	33	35	8	1
1/26/06	64	24	41	30	6	*
8/21/05	49	14	35	38	11	2
10/3/04 LV	62	29	33	29	7	2
9/26/04 RV	59	24	35	34	5	2
9/8/04 RV	64	26	38	28	5	3
8/29/04 RV	60	24	36	31	7	2
1/18/04	67	28	39	24	8	1
9/7/03	67	24	42	27	4	2

30. How much credit do you think Bush should get for the fact that there has not been another terrorist attack in the United States since September 11th, 2001.- a great deal of credit, a good amount, just some or hardly any?

	NET	Great	Good	NET	Some	Hardly any	None (vol.)	No op.
10/8/06	44	20	23	56	24	27	5	*
8/29/04 RV	51	21	30	48	24	21	3	1

31. On another subject, would you rate the level of ethics and honesty of members of Congress as excellent, good, not so good or poor?

	NET	Excellent	Good	NET	Not so good	Poor	No opinion
10/8/06	30	2	28	69	43	26	1
5/30/06	27	1	26	65	36	30	7
12/3/95	24	2	22	72	42	30	4
8/8/93	29	1	28	70	42	28	1

1/16/90	46	2	44	53	36	17	1
5/23/89	39	2	37	59	41	18	1

32. And would you rate the level of ethics and honesty of your own representative to the U.S. House of Representatives in Congress as excellent, good, not so good or poor?

	--- Excellent/Good ---			--- Not so good/Poor ---			No opinion
	NET	Excellent	Good	NET	Not so good	Poor	
10/8/06	67	11	56	30	24	6	3
5/30/06	54	9	45	36	23	13	10
5/23/89*	69	10	59	29	21	8	3

*"Your congressman"

33. When it comes to the level of ethics and honesty among politicians, do you think (the Democrats are generally better than the Republicans), (the Republicans are generally better than the Democrats), or isn't there much difference between them when it comes to ethics and honesty?

	Dems better	Reps better	No difference	No opinion
10/8/06	18	11	70	1
5/30/06	16	9	72	3
1/8/06	15	11	73	1
11/2/05	16	12	71	1
3/27/94	10	8	81	1
5/23/89	13	8	79	1

34. As you may have heard or read, a congressman from Florida, Mark Foley, recently resigned after it was reported that he had sent sexually explicit e-mails to high-school students who had worked in Congress. How closely have you been following this story - very closely, somewhat closely, not too closely or not closely at all?

	----- Closely -----			----- Not closely -----			No op.*
	NET	Very	Somewhat	NET	Not too	Not at all	
10/8/06 RV	70	28	42	30	17	13	*

35. Republican leaders in Congress say they received a complaint about Foley about a year ago, but it did not contain the more incriminating material that surfaced more recently. Do you think the Republican leaders in Congress (took the proper steps at the time, given what they knew); or do you think they (tried to cover it up)?

	Took proper steps	Tried to cover up	No opin.
10/8/06	27	64	8

36. Just your best guess, do you think the Democratic leaders of Congress would have handled the situation better, worse, or about the same?

	Better	Worse	Same	No opin.
10/8/06	23	8	66	2

36a. How important will the Foley situation be in your vote for Congress this year? Will it be one of the single most important issues, very important, somewhat important or less important than that?

	-----Important-----	--Not as important--	No
--	---------------------	----------------------	----

	NET	1 of most	Very	NET	Somewhat	Less	op.
10/8/06	19	2	16	80	30	51	1

37. Do you think the speaker of the House of Representatives, Dennis Hastert, should (step down as speaker because of the way the Foley issued was handled), or should he (remain in his job)?

	Step down	Remain	No opin.
10/8/06	45	47	8

38. Do you think the Democrats who've criticized Republican leaders' handling of the Foley case are mainly (raising legitimate concerns), or mainly (trying to use the issue for political advantage)?

	Raising legitimate concerns	Use the issue for political advantage	No opin.
10/8/06	34	62	4

39-41 held for release.

END