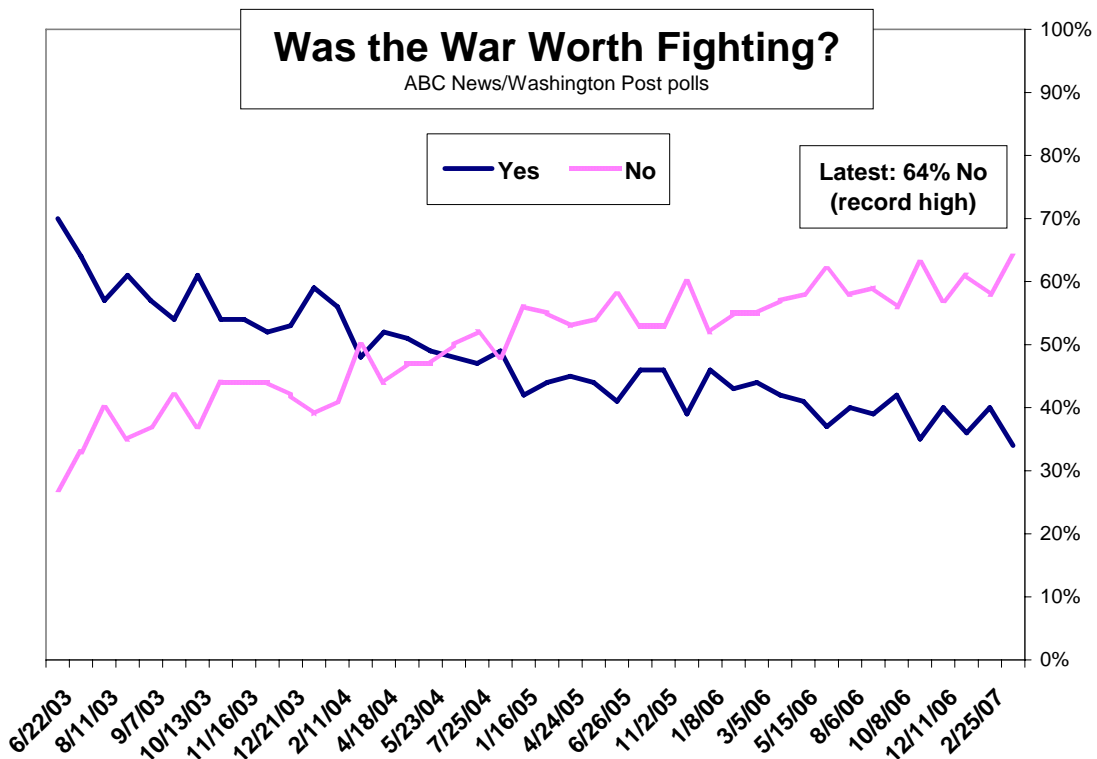


Disapproval on Iraq Hits a Record; More than Half Favor a Deadline

A record number of Americans disapprove of the war in Iraq and a clear majority now favors the eventual withdrawal of U.S. forces even if civil order has not been restored there – potentially a tipping point in public attitudes on the war.

While solutions remain vexing, for the first time in ABC News/Washington Post polls a narrow majority of Americans supports setting a deadline for the withdrawal of U.S. forces. Two-thirds oppose George W. Bush’s troop surge; most, strongly so.

It all makes for a continued hard slog for the president: Just 36 percent approve of his job performance overall, very near his career low 33 percent last month. Bush hasn’t seen majority approval in more than two years – the longest run without majority support for any president since Harry Truman from 1950-53.

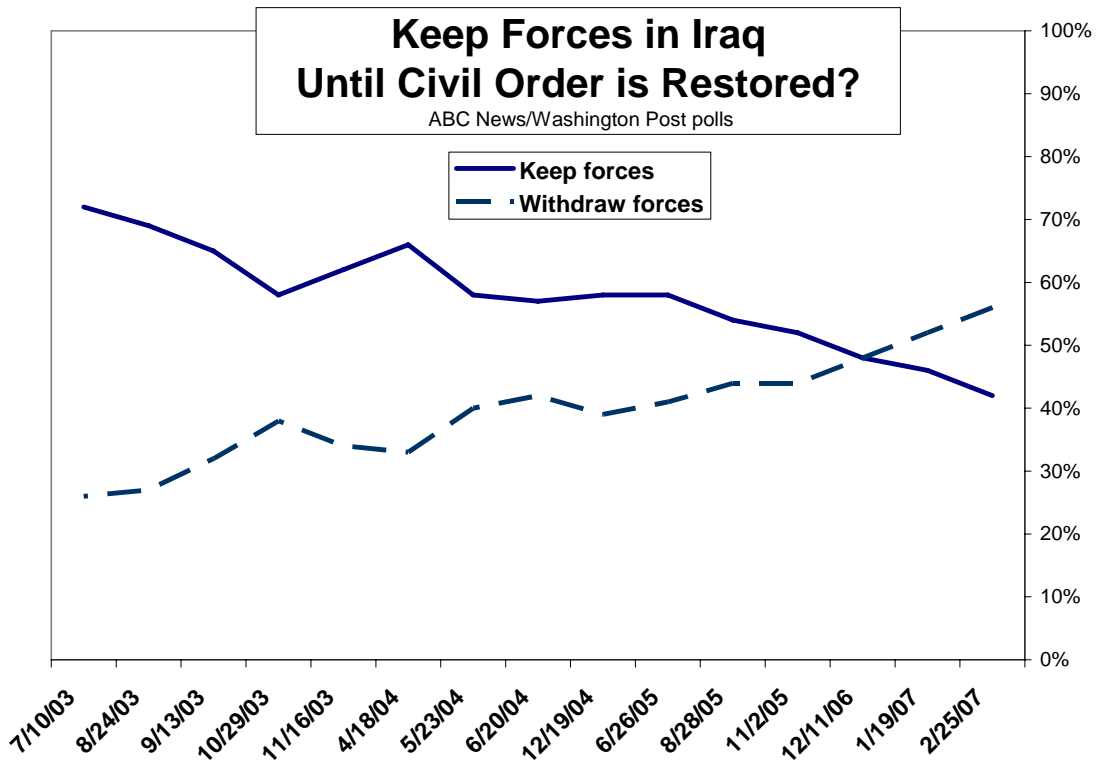


While rooted in Iraq, Bush’s problems with credibility and confidence reach beyond it. Sixty-three percent of Americans don’t trust the administration to convey intelligence

reports on potential threats from other countries honestly and accurately. And 58 percent lack confidence, specifically, in its ability to handle current tensions with Iran.

IRAQ – Bush is paying the continued price of an unpopular war. Sixty-four percent now say the war in Iraq was not worth fighting, up six points from last month to a new high numerically. (It was 63 percent in October). A majority hasn't said the war was worth fighting since April 2004, and it's been even longer since a majority has approved of how Bush is handling it. Sixty-seven percent now disapprove, 55 percent strongly.

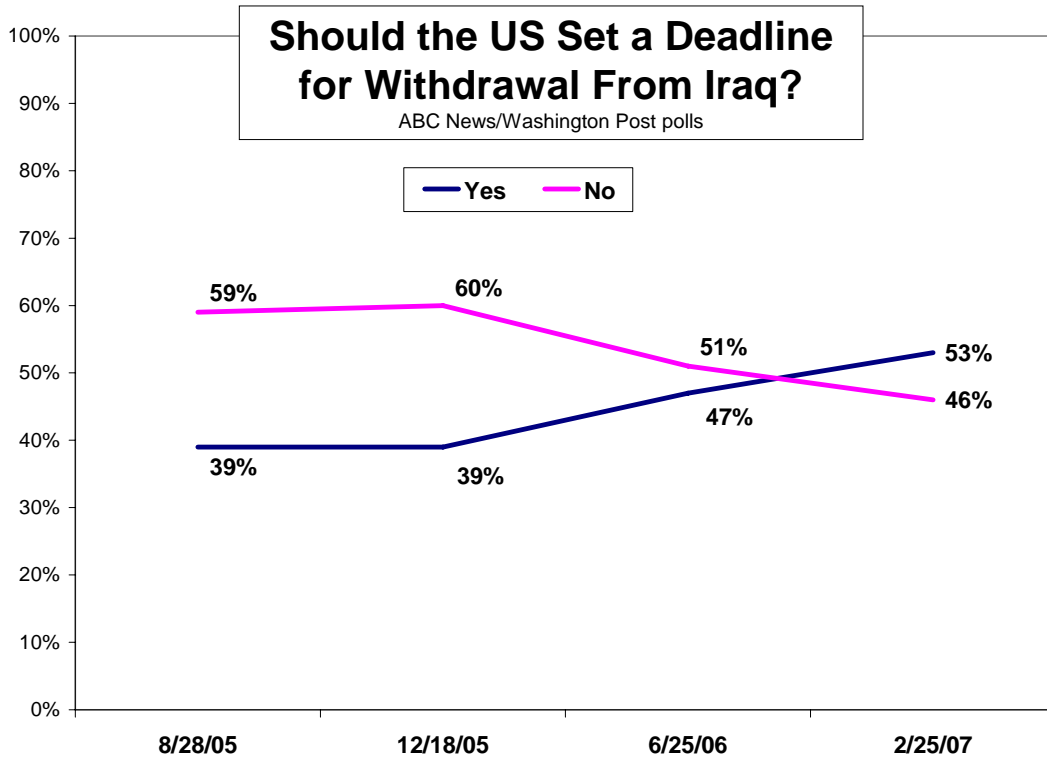
In a fundamental change, 56 percent now say U.S. forces should be withdrawn at some point even if civil order has not been restored in Iraq. That represents a continued, gradual departure from the “you break it, you've bought it” sentiment that until now has mitigated in favor of continued U.S. involvement until some stability is attained.



Another part of this change has been a shift in views on setting a withdrawal date. Given pro-and-con positions (avoiding casualties vs. encouraging insurgents), support for a deadline has risen from 39 percent in late 2005 to 47 percent last summer and 53 percent now. That's a majority, but not a large one; 46 percent still are opposed to a deadline, underscoring the difficulty of finding consensus on how to get out of Iraq.

Among those who do support a deadline, 85 percent say it should be within the next year (including 46 percent who say it should be within the next six months), essentially

unchanged from previous polls. (Questions on troop withdrawal deadlines depend on the options offered.)



BLAME – These views are accompanied by a broad sense that the main blame for failing to control the violence in Iraq rests with its own government (70 percent say so), not the United States (18 percent). Indeed two-thirds favor reducing U.S. military and financial support if the Iraqis fail to make progress restoring order – one of the popular steps proposed by the Iraq Study Group in December, but not taken up by Bush. (Another is the group’s proposal for a shift to a military training mission, with most U.S. combat forces withdrawn by early 2008; at the time of the proposal, 69 percent supported it.)

DEMOCRATS – The Democrats in Congress continue to holds the upper hand on Iraq (as well as more generally) – but slightly less so than last month. Then 60 percent of Americans trusted the Democrats over Bush to handle the war; today it’s 54 percent.

The current political wrangling over Iraq may be a cause, as well as an almost inevitable comedown from the Democrats’ election victory in November. While 50 percent still approve of Nancy Pelosi’s work as House speaker, her disapproval is up by six points, to 31 percent. (Comparing powerful Washington women, she’s bettered by Secretary of State Condoleezza Rice, with 58 percent approval. Both vastly outshine Bush.)

One Democratic proposal on Iraq, to block Bush’s surge by changing troop rotation rules, wins 58 percent support. But another – restricting funding for the war in an effort to

block the surge – is more divisive, with 46 percent in favor and a slim majority, 51 percent, opposed. Military funding is sensitive with troops in the field.

The Democrats continue to lead Bush in other areas as well – including a 52-39 percent advantage in trust to handle terrorism (once Bush’s cornerstone issue, a majority has disapproved of his work on terrorism steadily since October). The Democrats lead by wider margins in trust to handle the economy, despite its relatively good condition; the federal budget; and health care, with no gain for Bush from his State of the Union proposal to move health insurance tax breaks from corporations to individuals.

IRAN – The public divides about evenly on whether or not the administration has solid evidence that Iran is supporting insurgent attacks on U.S. forces. As noted, though, more broadly, 63 percent don’t trust the administration to report intelligence on threats from foreign nations honestly and accurately. That lack of trust can make it very hard to marshal public support when needed.

Nearly six in 10 also say they’re not confident the administration will do a good job handling tensions with Iran. Just 11 percent are very confident it will handle this issue well; three times as many, 34 percent, are not confident at all.

Underscoring his problems, even among Republicans, just 28 percent are very confident in Bush’s ability to deal with Iran, while among Democrats, 55 percent have no confidence whatsoever.

AFGHANISTAN – Views on the war in Afghanistan stand in contrast to those on Iraq. A majority of Americans, 56 percent, say the war in Afghanistan was worth fighting, 22 points more than say that about the Iraq war.

But given broader, negative sentiment, there’s hardly robust support for expanded U.S. commitment in Afghanistan: Six in 10 say the United States is “doing enough” to help rebuild that county. If there’s a strong case for expanded U.S. support for Afghanistan, as the administration has proposed, most Americans haven’t been persuaded.

HISTORY – As noted, Bush hasn’t received majority approval in any ABC/Post poll in the last two years – specifically in 25 months, since Jan. 16, 2005. Compared to ABC/Post polls since the Reagan presidency, and Gallup polls before them, that’s the longest run with less than majority approval for any president since Truman.

Longest Stretches Below Majority Approval

<u>President</u>	<u>From</u>	<u>To</u>	<u>Length</u>
G.W. Bush	1/05	present	25 months
Clinton	5/93	8/93	3
G.H.W. Bush	12/91	12/92	12
Reagan	6/82	4/83	10
Carter	1/79	11/79	10
Ford	8/75	6/76	10
Nixon	4/73	8/74	16

Johnson	7/67	1/69	18	
Kennedy			0	
Eisenhower			0	
Truman	1/50	12/52	36	"

Bush to Reagan, ABC/Post polls; Carter to Truman, Gallup

DEPTH – It’s worth noting not just the length and breadth but also the continued depth of Bush’s unpopularity. Barely two in 10 Americans (19 percent) strongly approve of his job performance, while 49 percent strongly disapprove.

As noted, 55 percent strongly disapprove of his work on Iraq, while just 17 percent strongly approve. And in a more personal measure, 29 percent are “angry” about the administration’s work in Iraq, while just seven percent are pleased.

GROUPS – Beyond customary partisanship, there are other sharp differences between groups, though partisanship fuels some of them. Among blacks, for example, just nine percent approve of Bush’s job performance, and just 11 percent say that, given its costs versus benefits, the war was worth fighting. This is largely (but not exclusively) because blacks overwhelmingly are Democrats. (Among Democrats, eight percent approve of Bush, and the same number call the war worth fighting.)

In addition to blacks, sentiment against the war peaks among women and young adults. Sixty-three percent of women and 67 percent of people under 30 favor withdrawing U.S. forces even if civil order is not restored. Many fewer men (48 percent) or older adults (53 percent) agree.

METHODOLOGY – This ABC News/Washington Post poll was conducted by telephone Feb. 22-25, 2007, among a random national sample of 1,082 adults, including an oversample of black respondents. The results have a three-point error margin. Sampling, data collection and tabulation by TNS of Horsham, PA.

Analysis by Gary Langer.

ABC News polls can be found at ABCNEWS.com at <http://abcnews.com/pollvault.html>.

Media contact: Cathie Levine, (212) 456-4934.

Full results follow (*= less than 0.5 percent).

1. Do you approve or disapprove of the way George W. Bush is handling his job as president? Do you approve/disapprove strongly or somewhat?

	----- Approve -----			----- Disapprove -----			No
	NET	Strongly	Somewhat	NET	Somewhat	Strongly	opin.
2/25/07	36	19	17	62	12	49	2
1/19/07	33	17	16	65	14	51	2
12/11/06	36	18	18	62	13	49	2
11/4/06	40	24	16	57	12	46	2

10/22/06	37	21	16	60	15	45	3
10/8/06	39	23	16	60	12	48	1
9/7/06	42	24	18	55	12	43	3
8/6/06	40	23	17	58	12	46	2
6/25/06	38	20	18	60	12	48	2
5/15/06	33	17	16	65	18	47	2
4/9/06	38	20	18	60	13	47	1
3/5/06	41	24	17	58	14	44	1
1/26/06	42	25	18	56	14	42	2
1/8/06	46	29	17	52	13	39	2
12/18/05	47	29	17	52	12	40	1
11/2/05	39	20	18	60	13	47	1
10/29/05	39	22	17	58	13	45	3
9/11/05	42	27	15	57	12	45	1
8/28/05	45	27	18	53	12	41	2
6/26/05	48	27	21	51	11	40	1
6/5/05	48	27	21	52	14	38	1
4/24/05	47	25	22	50	13	38	3
3/13/05	50	31	19	48	11	37	3
1/31/05	50	34	15	45	11	34	5
1/16/05	52	33	19	46	11	35	2
12/19/04	48	27	21	49	12	38	2
10/20/04	50	30	20	46	11	35	4
10/17/04 LV	54	35	19	45	9	36	2
10/16/04 LV	54	35	19	44	10	34	2
10/15/04 LV	54	35	19	44	10	34	2
10/3/04 LV	53	36	17	46	11	34	1
9/26/04	50	33	18	45	13	32	5
9/8/04	52	35	17	43	11	32	5
8/29/04	50	31	19	47	13	34	3
8/1/04	47	28	18	49	13	36	5
7/25/04	50	32	19	47	13	34	3
7/11/04	48	31	17	50	11	39	2
6/20/04	47	30	17	51	13	39	1
5/23/04	47	31	17	50	14	36	3
4/18/04	51	33	18	47	13	34	1
3/7/04	50	32	18	48	12	36	2
2/11/04	50	30	21	47	14	34	2
1/18/04	58	35	24	40	9	30	2
12/21/03	59	39	21	38	15	23	3
12/14/03	57	37	20	39	10	29	5
12/7/03	53	32	21	40	13	27	7
11/16/03	57	34	23	39	11	28	4
10/29/03	56	30	26	42	13	29	2
10/13/03	53	33	20	43	13	29	4
9/30/03	54	34	20	44	15	29	2
9/13/03	58	35	23	40	14	27	2
9/7/03	56	34	22	41	13	28	4
8/11/03	59	37	22	37	14	23	4
7/10/03	59	35	24	38	13	25	3
6/22/03	68	45	23	29	11	18	4
4/30/03	71	50	22	26	17	9	3
4/16/03	74	52	22	23	9	14	3
4/9/03	77	58	19	20	6	14	4
4/3/03	71	54	16	25	7	19	4
3/23/03	68	NA	NA	27	NA	NA	4
3/20/03	67	NA	NA	28	NA	NA	5
3/2/03	62	38	23	35	13	22	4
2/23/03	60	NA	NA	34	NA	NA	6
2/9/03	64	42	21	34	14	20	3
2/1/03	62	41	21	34	13	22	4
1/28/03	62	43	19	36	13	23	2
1/27/03	59	39	21	37	15	22	4

1/20/03	59	36	23	38	16	22	2
12/15/02	66	37	28	32	12	20	2
11/4/02 LV	67	45	23	31	12	20	1
11/3/02 LV	67	45	22	32	12	20	1
11/2/02 LV	67	47	20	32	9	23	1
10/27/02	67	39	28	29	13	16	4
9/26/02	67	42	25	30	12	18	3
9/8/02	71	42	28	27	12	15	3
7/28/02	69	39	31	28	14	14	3
7/15/02	72	42	31	25	12	13	2
6/17/02	74	42	32	22	9	13	4
6/9/02	77	41	36	20	9	11	3
5/19/02	76	48	28	22	8	13	3
4/21/02	78	47	31	20	9	10	2
3/28/02	79	49	30	18	8	10	3
3/10/02	82	52	30	16	9	7	2
1/27/02	83	56	27	14	7	7	3
12/19/01	86	64	22	12	6	6	2
11/27/01	89	69	21	9	4	5	1
11/6/01	89	65	24	9	5	4	2
10/9/01	92	76	16	6	3	3	1
9/27/01	90	70	20	6	3	3	4
9/13/01	86	63	23	12	5	6	2
9/9/01	55	26	29	41	20	22	3
8/12/01	61	28	33	31	14	17	8
7/30/01	59	28	30	38	17	22	3
6/3/01	55	27	28	40	18	22	6
4/22/01	63	33	30	32	16	16	5
3/25/01	58	NA	NA	33	NA	NA	8
2/25/01	55	NA	NA	23	NA	NA	22

2. Do you approve or disapprove of the way Bush is handling (ITEM)?

2/25/07 - Summary Table

	Approve	Disapprove	No op.
a. The situation in Iraq	31	67	1
b. The US campaign against terrorism	46	52	1
c. The economy	43	55	2

Trend:

a. The situation in Iraq

	----- Approve -----			----- Disapprove -----			No opin.
	NET	Strongly	Somewhat	NET	Somewhat	Strongly	
2/25/07	31	17	14	67	13	55	1
1/19/07	29	16	13	70	13	57	1
1/10/07	34	21	13	64	14	50	2
12/11/06	28	12	16	70	13	57	2
10/8/06	35	21	14	64	10	54	1
9/7/06	41	25	16	57	10	47	2
8/6/06	36	21	15	62	10	52	2
6/25/06	37	21	17	62	11	52	*
5/15/06	32	19	13	66	13	53	1
4/9/06	37	21	16	62	11	51	1
3/5/06	40	23	17	59	12	47	*
1/26/06	39	24	15	60	10	50	1
12/18/05	46	31	15	53	10	43	1
11/2/05	36	20	15	64	13	51	1
9/11/05	38	NA	NA	62	NA	NA	1
8/28/05	42	28	14	57	11	46	1
6/26/05	43	25	18	56	12	44	1

6/5/05	41	NA	NA	58	NA	NA	1
4/24/05	42			56			2
3/13/05	39			57			4
1/16/05	40			58			2
12/19/04	42			57			1
9/26/04 RV	47			50			3
8/29/04 RV	47			51			2
7/25/04	45			53			2
6/20/04	44			55			2
5/23/04	40			58			2
4/18/04	45			54			1
3/7/04	46			53			1
2/11/04	47			52			1
1/18/04	55			42			2
12/21/03	60			39			2
12/14/03	58			38			4
11/16/03	48			48			4
10/29/03	47			51			2
10/13/03	51			47			2
9/29/03	50			47			3
9/13/03	52			46			2
9/7/03	49			47			4
8/24/03	56			37			7
8/11/03	56			41			3
7/10/03	58			41			2
6/22/03	67			30			2
4/30/03	75	"	"	22	"	"	2
3/27/03*	69			26			5
3/23/03	71			26			3
3/20/03	65			29			5
3/17/03	64			29			7
3/9/03	55			38			8
2/23/03	55			39			6
2/9/03	61			37			2
2/5/03	61			32			7
2/1/03	61			35			3
1/28/03	58			38			4
1/27/03	57			40			3
1/20/03	50			46			4
12/15/02	58			37			5
11/4/02 LV	56			40			4
11/3/02 LV	57			40			4
11/2/02 LV	56			41			3
10/27/02	57			38			5
9/26/02	58			39			3
9/14/02	65			31			4
8/29/02	52	"	"	36	"	"	12

*3/27/03 and previous: "The situation with Iraq and Saddam Hussein"

b. The US campaign against terrorism

	----- Approve -----			----- Disapprove -----			No
	NET	Strongly	Somewhat	NET	Somewhat	Strongly	opin.
2/25/07	46	NA	NA	52	NA	NA	1
1/19/07	46	NA	NA	52	NA	NA	2
12/11/06	46	NA	NA	52	NA	NA	2
10/8/06	45	29	16	53	13	40	1
9/7/06	53	33	19	45	14	31	2
8/6/06	47	NA	NA	50	NA	NA	2
6/25/06	51	NA	NA	47	NA	NA	2
5/15/06	53	NA	NA	43	NA	NA	4
4/9/06	50	32	18	49	15	34	1
3/5/06	52	NA	NA	46	NA	NA	2

1/26/06	52			45			2
1/8/06	53			45			2
12/18/05	56			44			1
11/2/05	48			51			1
9/11/05	50	"	"	47	"	"	3
8/28/05	56	34	21	43	14	29	2
6/5/05	50	NA	NA	49	NA	NA	1
4/24/05	56			41			3
3/13/05	59			38			3
1/16/05	61			38			2
12/19/04	53			43			3
9/26/04 RV	59			38			3
8/29/04 RV	60			37			3
7/25/04	57			40			4
6/20/04	50			48			2
5/23/04	58			39			4
4/18/04	63			35			2
3/7/04	63			34			3
2/11/04	64			34			2
1/18/04	66			33			2
12/21/03	70			28			2
10/29/03	63			35			2
10/13/03	66			30			4
9/13/03	70			27			3
9/7/03	67			28			5
4/30/03	79			19			2
2/9/03	74			23			4
2/1/03	75			21			3
1/27/03	72			26			2
1/20/03	71			25			4
12/15/02	79			20			1
11/4/02 LV	76			22			1
11/3/02 LV	77			22			3
11/2/02 LV	78			21			2
10/27/02	74			23			4
9/26/02	70			28			2
9/8/02	74			24			2
7/28/02	81			17			2
7/15/02	83	"	"	15	"	"	2
5/19/02	79	51	27	19	10	9	3
4/21/02	81	56	25	18	10	7	2
3/10/02	88	64	24	10	5	5	2
1/27/02	88	NA	NA	10	NA	NA	2
12/19/01	89	67	22	9	5	4	2
10/15/01	92	75	17	5	3	3	3

c. The economy

	----- Approve -----			----- Disapprove -----			No
	NET	Strongly	Somewhat	NET	Somewhat	Strongly	opin.
2/25/07	43	NA	NA	55	NA	NA	2
1/19/07	41	NA	NA	57	NA	NA	2
12/11/06	43	NA	NA	55	NA	NA	2
10/8/06	41	NA	NA	56	NA	NA	2
8/6/06	39	NA	NA	59	NA	NA	2
6/25/06	38	NA	NA	61	NA	NA	1
5/15/06	38	NA	NA	60	NA	NA	2
4/9/06	40	20	21	59	18	41	1
3/5/06	48	NA	NA	51	NA	NA	1
1/26/06	46			52			1
12/18/05	47			52			1
11/2/05	36			61			3
9/11/05	40			58			2

8/28/05	44			54			3
6/5/05	40			58			2
4/24/05	40			57			3
3/13/05	43			55			2
1/16/05	46			52			2
12/19/04	46			51			3
9/26/04 RV	47			50			4
8/29/04 RV	45			52			3
7/25/04	47			50			3
6/20/04	46			53			1
5/23/04	44			54			2
4/18/04	44			54			2
3/7/04	39			59			1
2/11/04	44			54			2
1/18/04	51			47			2
12/21/03	51			44			5
11/16/03	48			49			3
10/29/03	45			53			2
10/13/03	45			52			2
9/13/03	42			56			3
9/7/03	44			51			5
8/11/03	45			51			5
7/10/03	47			49			4
4/30/03	52			45			3
2/9/03	47			49			4
2/1/03	44			52			4
1/28/03	46			49			4
1/27/03	47			47			5
1/20/03	43			53			4
1/5/03	50			43			7
12/15/02	50			46			4
11/4/02 LV	53			45			2
11/3/02 LV	52			46			2
11/2/02 LV	55			43			2
10/27/02	51			43			6
9/26/02	51			47			3
9/8/02	57			40			4
7/28/02	57			39			4
7/15/02	58			38			3
4/21/02	64			33			3
1/27/02	62			34			4
12/19/01	67			27			6
11/6/01	72			23			5
9/9/01	48			48			4
7/30/01	52			45			3
6/3/01	53			41			6
4/22/01	55			38			7
3/25/01	50	"	"	42	"	"	8

3. Do you approve or disapprove of the way the U.S. Congress is doing its job?

	----- Approve -----			----- Disapprove -----			No
	NET	Strongly	Somewhat	NET	Somewhat	Strongly	opin.
2/25/07	41	NA	NA	54	NA	NA	5
1/19/07	43	NA	NA	50	NA	NA	8
12/11/06	37	NA	NA	57	NA	NA	6
11/4/06 RV	36	7	29	60	25	35	4
10/22/06	31	5	25	65	27	38	4
10/8/06	32	5	27	66	29	37	2
9/7/06	40	NA	NA	55	NA	NA	5
8/6/06	36			60			4
5/15/06	33			63			4

4/9/06	35	62	3
3/5/06	36	62	3
1/26/06	43	53	4
1/8/06	41	55	5
12/18/05	43	53	4
11/2/05	37	59	4
8/28/05	37	59	4
6/5/05	41	54	4
10/29/03	40	52	9
4/30/03	57	37	6
9/26/02	51	43	6
7/15/02	57	36	7
2/21/02	57	39	4
1/27/02	58	35	7
12/19/01	59	34	7
9/9/01	45	48	7
7/30/01	48	48	4
4/22/01	58	33	8
10/31/99	42	53	6
9/2/99	46	47	7
6/6/99	48	46	6
3/14/99	44	49	7
2/14/99	46	50	4
12/20/98	44	51	5
12/19/98	45	50	5
12/13/98	49	46	5
11/7/98	41	55	4
11/1/98	49	47	5
10/25/98	45	44	11
10/18/98	46	45	8
9/28/98	52	44	4
8/21/98	55	39	6
7/12/98	46	44	11
5/12/98	45	45	9
4/4/98	47	45	8
1/31/98	55	35	10
1/30/98	55	35	10
1/25/98	56	37	8
1/24/98	55	38	7
1/19/98	47	49	5
10/13/97	36	57	7
8/27/97	39	54	7
7/8/97	40	53	6
4/24/97	40	53	7
3/9/97	35	60	5
8/5/96	42	52	7
6/30/96	35	58	7
5/22/96	35	60	5
3/10/96	30	64	6
1/7/96	31	65	5
11/19/95	27	68	5
10/1/95	32	65	3
7/17/95	34	63	3
3/19/95	39	56	5
1/29/95	42	52	6
10/31/94	21	72	8
10/23/94	18	78	4
9/11/94	24	70	5
6/26/94	34	61	5
3/27/94	35	62	3
2/27/94	32	64	4
1/23/94	29	60	11
11/14/93	28	66	6

8/8/93	33	64	3
4/26/93	30	69	2
1/17/93	29	66	6
4/9/92	17	78	5
3/18/92	19	76	5
3/8/92	22	73	6
2/2/92	32	64	4
12/15/91	35	59	6
10/21/91	45	50	5
6/2/91	49	46	5
10/14/90	34	63	3
2/4/90	41	55	4
1/16/90	39	55	6
8/21/89	42	53	5
5/23/89	54	44	2
2/14/89	53	44	3
1/23/88*	43	53	4
6/1/87	56	40	4
6/22/85	54	37	9
5/83	33	43	24
6/81	38	40	22
6/79	19	61	20
9/78	29	49	22
6/77	34	42	24
6/75	29	54	17
8/74	48	35	17
*1/23/88 and previous: Gallup			

4. Do you approve or disapprove of the way (ITEM)?

2/25/07 - Summary Table*

	Approve	Disapprove	No op.
a. Nancy Pelosi is handling her job as Speaker of the House	50	31	18
b. Condoleezza Rice is handling her job as Secretary of State	58	31	10

*Each item asked of half sample.

Trend:

a. Nancy Pelosi is handling her job as Speaker of the House

	Approve	Disapprove	No op.
2/25/07	50	31	18
1/19/07	54	25	21

Compare to: Newt Gingrich

11/7/98*	38	58	4
7/12/98	41	44	15
5/12/98	41	44	15
1/19/98	40	52	7
4/24/97	26	62	12
3/9/97	33	61	7
9/15/96RV	39	54	7
1/7/96	30	61	8
11/19/95	27	65	8
6/8/95	35	50	15
3/19/95	37	48	15
3/5/95	38	51	11
1/29/95	40	48	12
1/4/95	35	37	28
12/20/94**	35	43	22

* "has handled"
 ** "as incoming speaker"

b. Condoleezza Rice is handling her job as Secretary of State

	Approve	Disapprove	No op.
2/25/07	58	31	10
3/20/05*	61	24	15

*Gallup.

5. Who do you trust to do a better job handling (ITEM), (Bush) or (the Democrats in Congress)?

2/25/07 - Summary Table*

	Bush	Dems	Both (vol.)	Neither (vol.)	No op.
a. The situation in Iraq	34	54	*	9	2
b. The U.S. campaign against terrorism	39	52	2	5	2
c. The economy	36	56	1	6	2
d. The federal budget	32	59	1	6	2
e. Health care	25	62	1	9	4

*Item a asked of all; b-c asked of half sample, d-e asked of other half.

Trend:

a. The situation in Iraq

	Bush	Dems	Both (vol.)	Neither (vol.)	No opin.
2/25/07	34	54	*	9	2
1/19/07	33	60	1	4	2
1/10/07	36	47	1	12	4
12/11/06	32	56	1	7	3
1/18/04	56	36	1	4	3
4/30/03	72	20	2	3	3

b. The U.S. campaign against terrorism

	Bush	Dems	Both (vol.)	Neither (vol.)	No opin.
2/25/07	39	52	2	5	2
1/19/07	40	52	1	5	2
12/11/06	41	50	1	6	2
1/18/04	60	31	2	4	3
4/30/03	72	21	3	2	3

c. The economy

	Bush	Dems	Both (vol.)	Neither (vol.)	No opin.
2/25/07	36	56	1	6	2
1/19/07	32	60	1	4	2
12/11/06	34	58	1	5	2
1/18/04	43	50	1	4	3
4/30/03	51	41	2	2	3
11/6/01	51	36	5	4	5
9/9/01	44	50	1	3	2
7/30/01	47	46	1	4	1
6/3/01	44	46	2	6	2

d. The federal budget

	Bush	Dems	Both (vol.)	Neither (vol.)	No opin.
2/25/07	32	59	1	6	2
1/19/07	28	62	1	6	3
5/15/06	54	34	1	8	3
11/2/05	48	34	2	13	2
7/15/02*	44	41	5	6	4
1/27/02****	38	46	5	7	3
3/14/99*	43	40	5	10	3
9/28/98*	49	42	NA	NA	9
7/12/98*	42	39	4	7	8
1/19/98**	41	43	3	8	4
7/8/97**	39	36	5	17	3
10/23/94***	36	37	3	21	3
9/11/94	39	40	4	14	4
2/27/94	44	28	5	20	3
2/2/92	40	39	4	14	3
3/4/91	35	43	5	14	3
1/16/90	35	42	4	15	4

*"Managing the federal budget"

**"Balancing the federal budget"

***10/23/94 and previous: "Reducing the federal budget"

****"Keeping the federal budget balanced"

e. Health care

	Bush	Dems	Both (vol.)	Neither (vol.)	No opin.
2/25/07	25	62	1	9	4
12/11/06	26	64	1	5	3

Compare to: The cost, availability, and coverage of health insurance

	Bush	Dems	Both (vol.)	Neither (vol.)	No opin.
1/18/04	33	52	1	6	7
4/30/03	35	56	1	4	4

6. All in all, considering the costs to the United States versus the benefits to the United States, do you think the war with Iraq was worth fighting, or not? Do you feel that way strongly or somewhat?

	----- Worth fighting -----			--- Not worth fighting ---			No op.
	NET	Strongly	Somewhat	NET	Somewhat	Strongly	
2/25/07	34	22	12	64	13	51	2
1/10/07	40	28	12	58	11	47	2
12/11/06	36	25	11	61	12	50	2
11/4/06 RV	44	33	12	53	10	44	2
10/22/06	40	28	12	57	11	47	2
10/8/06	35	25	10	63	13	50	2
9/7/06	42	29	13	56	11	45	2
8/6/06	39	29	10	59	12	47	1
6/25/06	40	25	15	58	13	45	2
5/15/06	37	24	14	62	12	50	1
4/9/06	41	30	11	58	10	48	1
3/5/06	42	29	14	57	11	46	1
1/26/06	44	32	12	55	13	42	1
1/8/06	43	30	13	55	12	43	2
12/18/05	46	33	14	52	11	42	1
11/2/05	39	25	13	60	12	48	1

8/28/05	46	33	12	53	9	44	1
6/26/05	46	33	13	53	10	43	1
6/5/05	41	29	12	58	12	46	1
4/24/05	44	31	13	54	12	42	2
3/13/05	45	34	11	53	11	42	2
1/16/05	44	32	12	55	10	45	1
12/19/04	42	31	11	56	10	47	2
10/3/04 LV	49	34	15	48	11	37	3
9/26/04 RV	46	35	12	51	8	42	3
9/8/04 RV	51	38	13	45	10	34	4
8/29/04 RV	48	34	14	50	11	39	2
7/25/04	49	36	13	48	11	37	3
6/20/04	47	32	14	52	13	39	2
5/23/04	48	35	13	50	13	37	1
5/6/04	49	NA	NA	47	NA	NA	5
4/18/04	51			47			2
3/7/04	52			44			3
2/11/04	48			50			2
1/18/04	56			41			3
12/21/03	59			39			2
12/14/03	53			42			5
11/16/03	52			44			4
10/29/03	54			44			2
10/13/03	54			44			2
9/13/03	61			37			2
9/7/03	54			42			4
8/24/03	57			37			5
8/11/03	61			35			4
7/10/03	57			40			3
6/22/03	64			33			3
4/30/03	70	"	"	27	"	"	4
2/2/92*	66	NA	NA	32	NA	NA	2
7/28/91	67			30			3
6/2/91	70			26			3
3/4/91	86	"	"	13	"	"	1

*2/2/92 and previous: "the Persian Gulf war"; 3/4/91: "this war"

7. Do you think (the United States should keep its military forces in Iraq until civil order is restored there, even if that means continued U.S. military casualties); OR, do you think (the United States should withdraw its military forces from Iraq in order to avoid further U.S. military casualties, even if that means civil order is not restored there)?

	Keep forces	Withdraw forces	No opinion
2/25/07	42	56	2
1/19/07	46	52	3
12/11/06	48	48	4
11/2/05	52	44	4
8/28/05	54	44	2
6/26/05	58	41	2
12/19/04	58	39	3
6/20/04	57	42	1
5/23/04	58	40	2
4/18/04	66	33	1
11/16/03	62	34	4
10/29/03	58	38	3
9/13/03	65	32	3
8/24/03	69	27	4
7/10/03	72	26	2

8. Do you support or oppose Bush's proposal to send approximately 22,000 additional U.S. military forces to Iraq? Do you feel that way strongly or somewhat?

	Support			Oppose			No opin.
	NET	Strongly	Somewhat	NET	Somewhat	Strongly	
2/25/07	32	20	12	67	11	56	1
1/19/07	34	21	13	65	10	56	1
1/10/07	36	25	11	61	9	52	2

9. Would you support or oppose Congress trying to block Bush's plan by (ITEM)?

2/25/07 - Summary Table

	Support	Oppose	No op.
a. creating new rules on troop training and rest time that would limit the number of troops available for duty in Iraq	58	39	4
b. restricting funding for the war	46	51	3

10. Who do you blame more for failing to control the violence in Iraq - (the United States), or the (Iraqi government?)

	US	Iraqi gov't	Both (vol.)	Neither (vol.)	No opin.
2/25/07	18	70	8	3	2

11. Would you support or oppose reducing U.S. military and financial support for the Iraqi government if the Iraqis fail to make progress toward national unity and restoring civil order?

	Support	Oppose	No opin.
2/25/07	66	30	4
12/11/06	74	22	4

12. Some people say the Bush administration should set a deadline for withdrawing U.S. military forces from Iraq in order to avoid further casualties. Others say knowing when the U.S. would pull out would only encourage the anti-government insurgents.

Do you yourself think the United States should or should not set a deadline for withdrawing U.S. forces from Iraq?

	Should set a deadline	Should not set a deadline	No opinion
2/25/07	53	46	1
6/25/06	47	51	1
12/18/05	39	60	1
8/28/05	39	59	2

13. (IF SET DEADLINE, Q12) When do you think the deadline should be for withdrawing U.S. forces from Iraq - within six months, within a year, within two years, or longer than that?

	Six months	One year	Two years	Longer than that	Other	No op.
2/25/07	46	39	12	1	1	2
6/25/06	46	34	12	3	2	3

12/18/05 45 35 12 4 2 1

12/13 NET:

	----- Should set deadline -----								
	NET	Six months	One year	Two years	Longer	Other	DK	Should not set deadline	No op.
2/25/07	53	24	21	6	1	*	*	46	1
6/25/06	47	22	16	6	1	1	2	51	1
12/18/05	39	17	14	5	2	1	0	60	1

14. Thinking specifically about the way the Bush administration is handling the situation in Iraq, would you say you're (pleased about it, satisfied but not pleased, dissatisfied but not angry, or angry)?

	----- Positive -----			----- Negative -----			No op.
	NET	Pleased	Satisfied	NET	Dissatisfied	Angry	
2/25/07	33	7	26	67	38	29	*
8/28/05	45	14	31	53	26	27	2
6/26/05	45	15	30	55	32	23	*

15. Held for release.

16. Thinking now about Afghanistan, all in all, considering the costs to the United States versus the benefits to the United States, do you think the war in Afghanistan was worth fighting, or not?

	Yes, worth fighting	No, not worth fighting	No opinion
2/25/07	56	41	3

17. (Do you think the United States should be doing more to help rebuild Afghanistan, or is it doing enough?) (Do you think the United States is doing enough to help rebuild Afghanistan, or should it be doing more?)

	Should be doing more	Is doing enough	Doing too much (vol.)	No. op.
2/25/07	23	63	7	6
10/6/02	24	53	13	9

18. Overall, do you feel that you can or cannot trust the Bush administration to honestly and accurately report intelligence about possible threats from other countries?

	Can	Cannot	No opin.
2/25/07	35	63	2

19. The Bush administration has charged that Iran is supporting insurgent attacks against American forces in Iraq. Do you feel the Bush administration does or does not have solid evidence that Iran is doing this?

	Does	Does not	No opin.
2/25/07	47	44	9

20. How confident are you that the Bush administration will do a good job handling current tensions with Iran - very confident, somewhat confident, not so confident or not confident at all?

	-----Confident-----			-----Not confident-----			No
	NET	Very	Smwt.	NET	Not so	At all	opin.
2/25/07	41	11	30	58	24	34	1

21-45. Held for release.

END