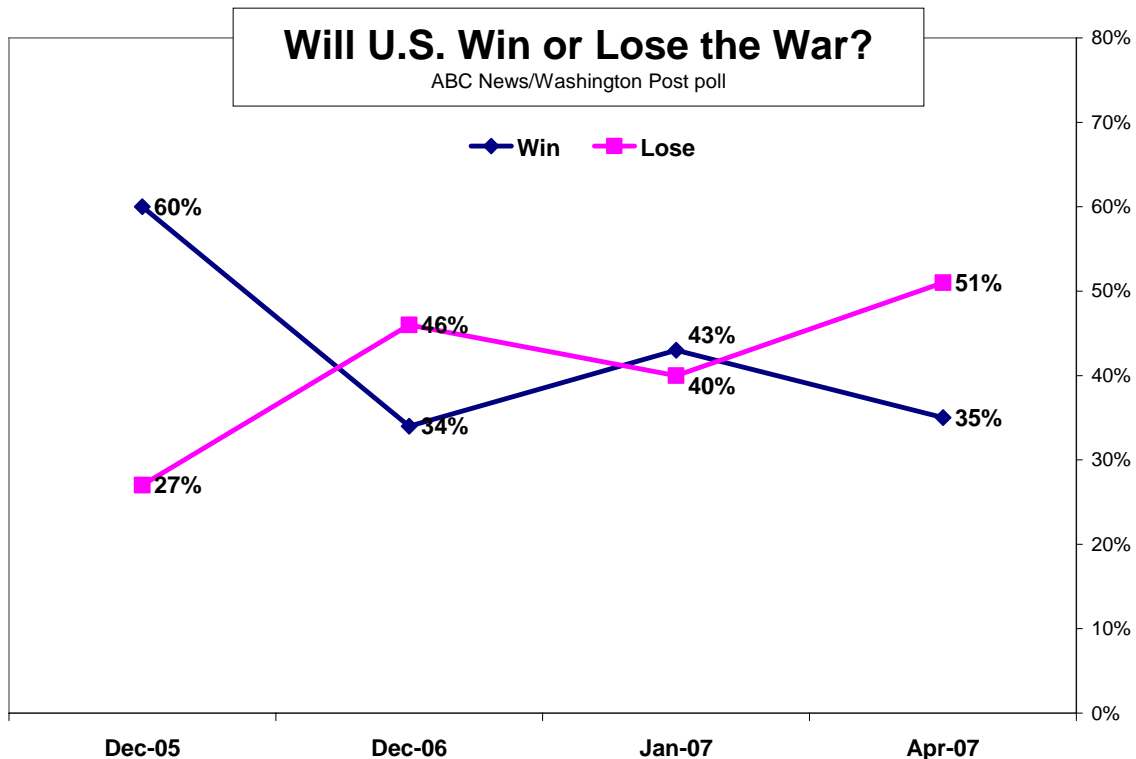


## Half Now Foresee U.S. Loss in Iraq; Public Divided on Withdrawal Deadline

A bare majority of Americans for the first time think the United States will lose the war in Iraq, and a new high – two-thirds – say it was not worth fighting. Yet the public divides on setting a deadline for withdrawal.

That mix of sentiments – unhappy with the war, unclear what to do about it – is keeping George W. Bush in deep disfavor. Just 35 percent approve of his job performance overall, a scant two points above his career low. And just 29 percent like how he’s dealing with the situation in Iraq.



Moreover, in a shift, most Americans in this ABC News/Washington Post poll now reject Bush’s argument that winning in Iraq is necessary to win the broader war against terrorism. Fifty-seven percent disagree with that contention, up from 47 percent in January. That echoes a change that appeared in January and continues today, in which most (56 percent) now favor eventual withdrawal even if civil order is not restored.

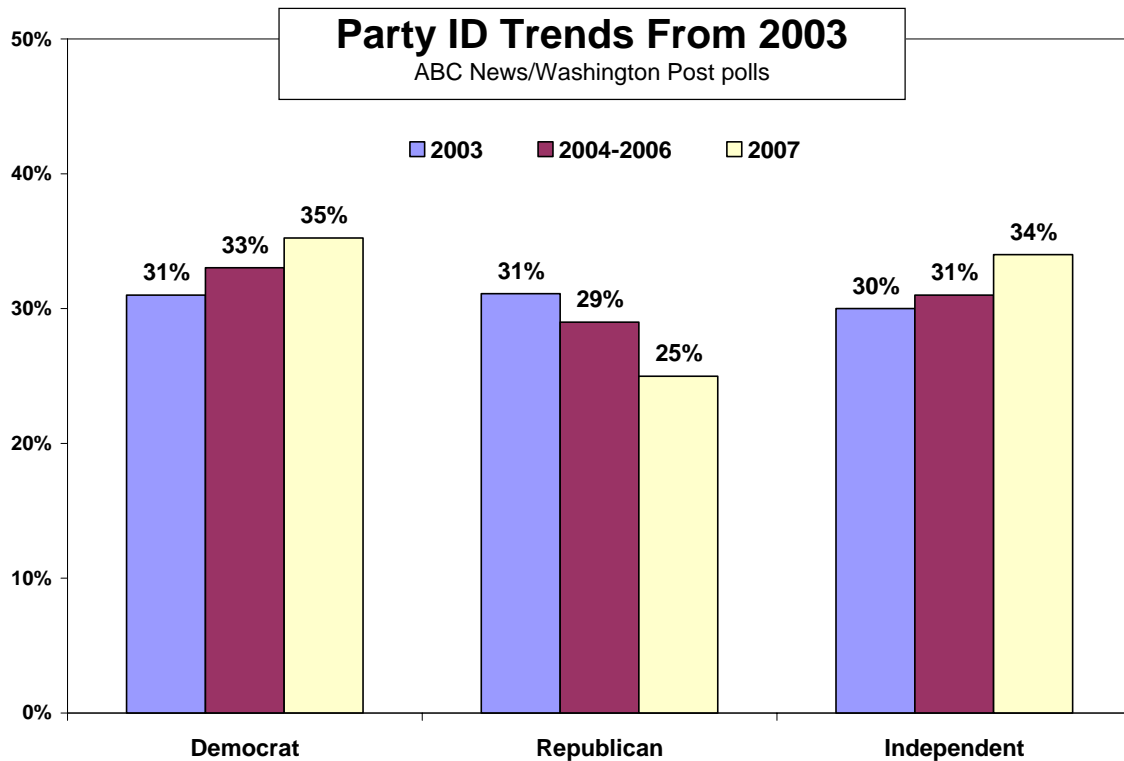
Yet, given pro and con arguments (avoiding further casualties vs. potentially encouraging Iraqi insurgents), a pullout deadline is not broadly popular. The public divides about evenly, 51-48 percent, on setting any deadline. It's about the same specifically on the effort by congressional Democrats to force withdrawal by no later than August 2008.

DEMOCRATS – Indeed the Democrats in Congress haven't conclusively seized the reins on Iraq: Their approval for handling the war is low as well, 37 percent. Nonetheless, they do continue to lead Bush, now by 25 points, in trust to handle it. By a similar margin, 58 to 34 percent, most say the Democrats are taking the stronger role in Washington overall.

With Bush into his third year without majority approval – a trough unseen since Harry Truman's presidency – the Democrats are benefiting in other ways. Just over 100 days into their regime, 54 percent approve of the way the Democrats in Congress are doing their jobs; just 39 percent approve of the Republicans.

	Approval rating	
	Approve	Disapprove
Bush	35%	62
Republicans in Congress	39	59
Democrats in Congress	54	44

House Speaker Nancy Pelosi has a 53 percent approval rating, 18 points better than Bush's (and 12 points better than Speaker Newt Gingrich's best after the Republicans took control in 1995). And a shift toward Democratic self-identification that began after the Iraq war has accelerated this year.

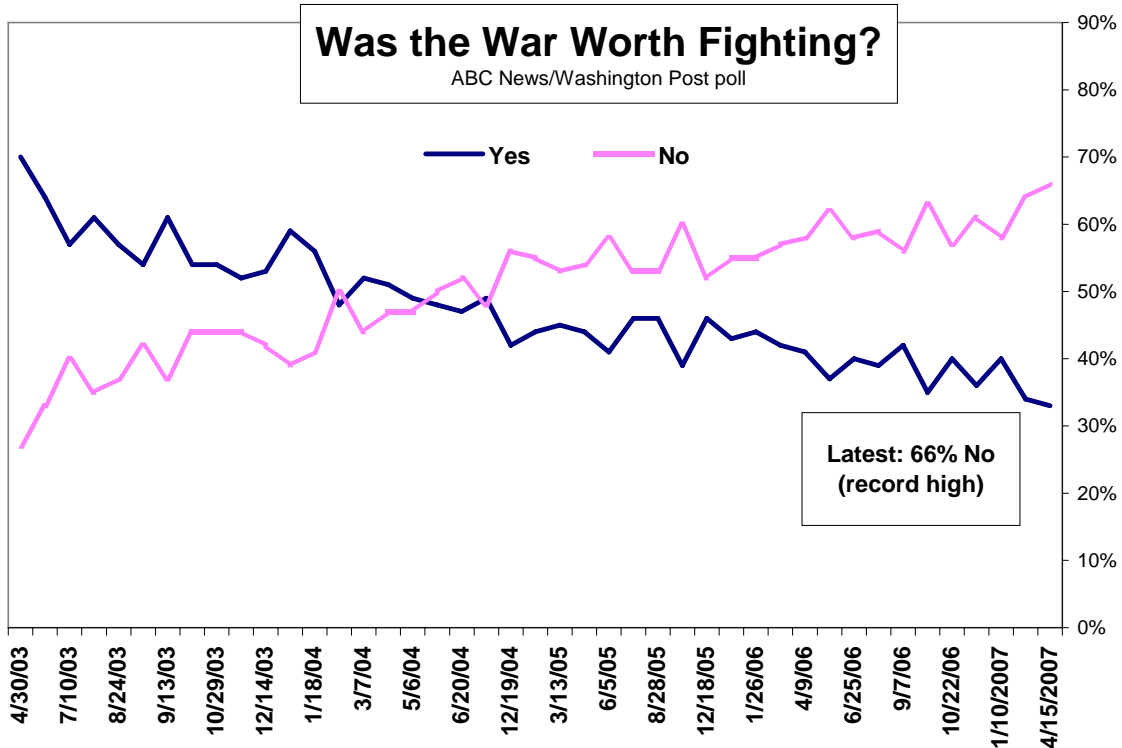


SHIFT – On average across 2003 precisely equal numbers of Americans described themselves as Democrats and Republicans, a first in ABC/Post polls since 1981. That culminated two decades of a gradually declining Democratic lead. But it moved back to an average four-point Democratic edge from 2004 to 2006 – and it’s averaged a 10-point Democratic advantage so far in 2007.

	Partisan Self-Identification			Dem-Rep diff.
	Democrat	Republican	Independent	
2007 average	35%	25	34	+10
2004-2006	33	29	31	+4
2003	31	31	30	0

The change has occurred across population groups, but has been most pronounced, especially this year, among women, moderates and Hispanics – the latter in particular a group among which the Republicans had sought to make inroads. What it means for 2008 is not yet clear; plenty of Republicans have overcome a deficit in partisanship to win the presidency.

IRAQ – Specific to the war, Bush’s “surge” of U.S. forces has not changed minds. The night he announced it, 61 percent opposed the idea. Today it’s 65 percent. And 53 percent say the United States “is losing” the war, as well as the 51 percent who think it “will lose.”



Expectations of losing the war have fluctuated; they're up 11 points since January, but up a slighter five points from December. In December 2005, however, only 27 percent foresaw losing the war.

In another gauge, ABC/Post polls have asked three times if Americans were "hopeful" about the situation in Iraq. In March 2003, during the main fighting, it was 80 percent. In May 2004, 62 percent. Today hopefulness on Iraq is down to 51 percent.

CONGRESS – Congress as a whole has a 44 percent approval rating, a bit better than its long-term average, 40 percent in data back 30 years. As usual, people express a better view of their own representative's performance: Sixty-nine percent approve, compared with a long-term average (in this case since 1989) of 62 percent.

The somewhat better-than-average measures don't mean Congress is seen as highly productive: Just 26 percent think it's accomplished much (a "great deal" or "good amount") in the past three months. The newly Republican 1995 Congress, which set more of a focus on the first 100 days, did marginally better, 33 percent.

BUSH/DEM APPROVALS – In addition to his weak ratings overall and on Iraq, Bush hit new lows (by a single point) in this poll in his approval ratings for handling terrorism and ethics in government, and tied his low on handling immigration. The Democrats do better on each of these, save immigration.

Handling of...	% Approve	
	Bush	Democrats
Job overall	35%	54%
Terrorism	44	51
Economy	40	46
Ethics	38	45
Immigration	33	34
Iraq	29	37

There are now-customary deep divisions among partisan and ideological groups. Just 12 percent of Democrats, 15 percent of blacks (the most loyal Democratic group) and 16 percent of liberals approve of Bush's job performance. By contrast, 71 percent of Republicans and 58 percent of conservatives remain by his side. In the political middle, 30 percent of moderates and 32 percent of independents approve.

METHODOLOGY – This ABC News/Washington Post poll was conducted by telephone April 12-15, 2007, among a random national sample of 1,141 adults, including an oversample of African-Americans. The results from the full survey have a three-point error margin. Sampling, data collection and tabulation by TNS of Horsham, PA.

Analysis by Gary Langer.

ABC News polls can be found at ABCNEWS.com at <http://abcnews.com/pollvault.html>.

Media contact: Cathie Levine, (212) 456-4934.

Full results follow (\*= less than 0.5 percent).

1. Do you approve or disapprove of the way George W. Bush is handling his job as president? Do you approve/disapprove strongly or somewhat?

	----- Approve -----			----- Disapprove -----			No opinion
	NET	Strongly	Somewhat	NET	Somewhat	Strongly	
4/15/07	35	17	18	62	14	49	2
2/25/07	36	19	17	62	12	49	2
1/19/07	33	17	16	65	14	51	2
12/11/06	36	18	18	62	13	49	2
11/4/06	40	24	16	57	12	46	2
10/22/06	37	21	16	60	15	45	3
10/8/06	39	23	16	60	12	48	1
9/7/06	42	24	18	55	12	43	3
8/6/06	40	23	17	58	12	46	2
6/25/06	38	20	18	60	12	48	2
5/15/06	33	17	16	65	18	47	2
4/9/06	38	20	18	60	13	47	1
3/5/06	41	24	17	58	14	44	1
1/26/06	42	25	18	56	14	42	2
1/8/06	46	29	17	52	13	39	2
12/18/05	47	29	17	52	12	40	1
11/2/05	39	20	18	60	13	47	1
10/29/05	39	22	17	58	13	45	3
9/11/05	42	27	15	57	12	45	1
8/28/05	45	27	18	53	12	41	2
6/26/05	48	27	21	51	11	40	1
6/5/05	48	27	21	52	14	38	1
4/24/05	47	25	22	50	13	38	3
3/13/05	50	31	19	48	11	37	3
1/31/05	50	34	15	45	11	34	5
1/16/05	52	33	19	46	11	35	2
12/19/04	48	27	21	49	12	38	2
10/20/04	50	30	20	46	11	35	4
10/17/04 LV	54	35	19	45	9	36	2
10/16/04 LV	54	35	19	44	10	34	2
10/15/04 LV	54	35	19	44	10	34	2
10/3/04 LV	53	36	17	46	11	34	1
9/26/04	50	33	18	45	13	32	5
9/8/04	52	35	17	43	11	32	5
8/29/04	50	31	19	47	13	34	3
8/1/04	47	28	18	49	13	36	5
7/25/04	50	32	19	47	13	34	3
7/11/04	48	31	17	50	11	39	2
6/20/04	47	30	17	51	13	39	1
5/23/04	47	31	17	50	14	36	3
4/18/04	51	33	18	47	13	34	1
3/7/04	50	32	18	48	12	36	2
2/11/04	50	30	21	47	14	34	2
1/18/04	58	35	24	40	9	30	2
12/21/03	59	39	21	38	15	23	3
12/14/03	57	37	20	39	10	29	5
12/7/03	53	32	21	40	13	27	7
11/16/03	57	34	23	39	11	28	4
10/29/03	56	30	26	42	13	29	2
10/13/03	53	33	20	43	13	29	4
9/30/03	54	34	20	44	15	29	2
9/13/03	58	35	23	40	14	27	2
9/7/03	56	34	22	41	13	28	4

8/11/03	59	37	22	37	14	23	4
7/10/03	59	35	24	38	13	25	3
6/22/03	68	45	23	29	11	18	4
4/30/03	71	50	22	26	17	9	3
4/16/03	74	52	22	23	9	14	3
4/9/03	77	58	19	20	6	14	4
4/3/03	71	54	16	25	7	19	4
3/23/03	68	NA	NA	27	NA	NA	4
3/20/03	67	NA	NA	28	NA	NA	5
3/2/03	62	38	23	35	13	22	4
2/23/03	60	NA	NA	34	NA	NA	6
2/9/03	64	42	21	34	14	20	3
2/1/03	62	41	21	34	13	22	4
1/28/03	62	43	19	36	13	23	2
1/27/03	59	39	21	37	15	22	4
1/20/03	59	36	23	38	16	22	2
12/15/02	66	37	28	32	12	20	2
11/4/02 LV	67	45	23	31	12	20	1
11/3/02 LV	67	45	22	32	12	20	1
11/2/02 LV	67	47	20	32	9	23	1
10/27/02	67	39	28	29	13	16	4
9/26/02	67	42	25	30	12	18	3
9/8/02	71	42	28	27	12	15	3
7/28/02	69	39	31	28	14	14	3
7/15/02	72	42	31	25	12	13	2
6/17/02	74	42	32	22	9	13	4
6/9/02	77	41	36	20	9	11	3
5/19/02	76	48	28	22	8	13	3
4/21/02	78	47	31	20	9	10	2
3/28/02	79	49	30	18	8	10	3
3/10/02	82	52	30	16	9	7	2
1/27/02	83	56	27	14	7	7	3
12/19/01	86	64	22	12	6	6	2
11/27/01	89	69	21	9	4	5	1
11/6/01	89	65	24	9	5	4	2
10/9/01	92	76	16	6	3	3	1
9/27/01	90	70	20	6	3	3	4
9/13/01	86	63	23	12	5	6	2
9/9/01	55	26	29	41	20	22	3
8/12/01	61	28	33	31	14	17	8
7/30/01	59	28	30	38	17	22	3
6/3/01	55	27	28	40	18	22	6
4/22/01	63	33	30	32	16	16	5
3/25/01	58	NA	NA	33	NA	NA	8
2/25/01	55	NA	NA	23	NA	NA	22

2. Do you approve or disapprove of the way Bush is handling (ITEM)?

4/15/07 - Summary Table\*

	Approve	Disapprove	No opinion
a. The situation in Iraq	29	70	*
b. The economy	40	59	1
c. The US campaign against terrorism	44	53	3
d. Ethics in government	38	57	5
e. Immigration issues	33	64	4

\*Full sample asked item a, half sample asked items b,c other half sample asked items d,e.

Trend:

a. The situation in Iraq

	----- Approve -----			----- Disapprove -----			No
	NET	Strongly	Somewhat	NET	Somewhat	Strongly	opinion
4/15/07	29	17	13	70	11	59	*
2/25/07	31	17	14	67	13	55	1
1/19/07	29	16	13	70	13	57	1
1/10/07	34	21	13	64	14	50	2
12/11/06	28	12	16	70	13	57	2
10/8/06	35	21	14	64	10	54	1
9/7/06	41	25	16	57	10	47	2
8/6/06	36	21	15	62	10	52	2
6/25/06	37	21	17	62	11	52	*
5/15/06	32	19	13	66	13	53	1
4/9/06	37	21	16	62	11	51	1
3/5/06	40	23	17	59	12	47	*
1/26/06	39	24	15	60	10	50	1
12/18/05	46	31	15	53	10	43	1
11/2/05	36	20	15	64	13	51	1
9/11/05	38	NA	NA	62	NA	NA	1
8/28/05	42	28	14	57	11	46	1
6/26/05	43	25	18	56	12	44	1
6/5/05	41	NA	NA	58	NA	NA	1
4/24/05	42			56			2
3/13/05	39			57			4
1/16/05	40			58			2
12/19/04	42			57			1
9/26/04 RV	47			50			3
8/29/04 RV	47			51			2
7/25/04	45			53			2
6/20/04	44			55			2
5/23/04	40			58			2
4/18/04	45			54			1
3/7/04	46			53			1
2/11/04	47			52			1
1/18/04	55			42			2
12/21/03	60			39			2
12/14/03	58			38			4
11/16/03	48			48			4
10/29/03	47			51			2
10/13/03	51			47			2
9/29/03	50			47			3
9/13/03	52			46			2
9/7/03	49			47			4
8/24/03	56			37			7
8/11/03	56			41			3
7/10/03	58			41			2
6/22/03	67			30			2
4/30/03	75	"	"	22	"	"	2
3/27/03*	69			26			5
3/23/03	71			26			3
3/20/03	65			29			5
3/17/03	64			29			7
3/9/03	55			38			8
2/23/03	55			39			6
2/9/03	61			37			2
2/5/03	61			32			7
2/1/03	61			35			3
1/28/03	58			38			4
1/27/03	57			40			3
1/20/03	50			46			4
12/15/02	58			37			5
11/4/02 LV	56			40			4
11/3/02 LV	57			40			4
11/2/02 LV	56			41			3

10/27/02	57			38			5
9/26/02	58			39			3
9/14/02	65			31			4
8/29/02	52	"	"	36	"	"	12

\*3/27/03 and previous: "The situation with Iraq and Saddam Hussein"

b. The economy

	----- Approve -----			----- Disapprove -----			No
	NET	Strongly	Somewhat	NET	Somewhat	Strongly	opinion
4/15/07	40	NA	NA	59	NA	NA	1
2/25/07	43	NA	NA	55	NA	NA	2
1/19/07	41	NA	NA	57	NA	NA	2
12/11/06	43	NA	NA	55	NA	NA	2
10/8/06	41	NA	NA	56	NA	NA	2
8/6/06	39	NA	NA	59	NA	NA	2
6/25/06	38	NA	NA	61	NA	NA	1
5/15/06	38	NA	NA	60	NA	NA	2
4/9/06	40	20	21	59	18	41	1
3/5/06	48	NA	NA	51	NA	NA	1
1/26/06	46			52			1
12/18/05	47			52			1
11/2/05	36			61			3
9/11/05	40			58			2
8/28/05	44			54			3
6/5/05	40			58			2
4/24/05	40			57			3
3/13/05	43			55			2
1/16/05	46			52			2
12/19/04	46			51			3
9/26/04 RV	47			50			4
8/29/04 RV	45			52			3
7/25/04	47			50			3
6/20/04	46			53			1
5/23/04	44			54			2
4/18/04	44			54			2
3/7/04	39			59			1
2/11/04	44			54			2
1/18/04	51			47			2
12/21/03	51			44			5
11/16/03	48			49			3
10/29/03	45			53			2
10/13/03	45			52			2
9/13/03	42			56			3
9/7/03	44			51			5
8/11/03	45			51			5
7/10/03	47			49			4
4/30/03	52			45			3
2/9/03	47			49			4
2/1/03	44			52			4
1/28/03	46			49			4
1/27/03	47			47			5
1/20/03	43			53			4
1/5/03	50			43			7
12/15/02	50			46			4
11/4/02 LV	53			45			2
11/3/02 LV	52			46			2
11/2/02 LV	55			43			2
10/27/02	51			43			6
9/26/02	51			47			3
9/8/02	57			40			4
7/28/02	57			39			4
7/15/02	58			38			3



4/21/02	64			33			3
1/27/02	62			34			4
12/19/01	67			27			6
11/6/01	72			23			5
9/9/01	48			48			4
7/30/01	52			45			3
6/3/01	53			41			6
4/22/01	55			38			7
3/25/01	50	"	"	42	"	"	8

c. The US campaign against terrorism

	----- Approve -----			----- Disapprove -----			No opinion
	NET	Strongly	Somewhat	NET	Somewhat	Strongly	
4/15/07	44	NA	NA	53	NA	NA	3
2/25/07	46	NA	NA	52	NA	NA	1
1/19/07	46	NA	NA	52	NA	NA	2
12/11/06	46	NA	NA	52	NA	NA	2
10/8/06	45	29	16	53	13	40	1
9/7/06	53	33	19	45	14	31	2
8/6/06	47	NA	NA	50	NA	NA	2
6/25/06	51	NA	NA	47	NA	NA	2
5/15/06	53	NA	NA	43	NA	NA	4
4/9/06	50	32	18	49	15	34	1
3/5/06	52	NA	NA	46	NA	NA	2
1/26/06	52			45			2
1/8/06	53			45			2
12/18/05	56			44			1
11/2/05	48			51			1
9/11/05	50	"	"	47	"	"	3
8/28/05	56	34	21	43	14	29	2
6/5/05	50	NA	NA	49	NA	NA	1
4/24/05	56			41			3
3/13/05	59			38			3
1/16/05	61			38			2
12/19/04	53			43			3
9/26/04 RV	59			38			3
8/29/04 RV	60			37			3
7/25/04	57			40			4
6/20/04	50			48			2
5/23/04	58			39			4
4/18/04	63			35			2
3/7/04	63			34			3
2/11/04	64			34			2
1/18/04	66			33			2
12/21/03	70			28			2
10/29/03	63			35			2
10/13/03	66			30			4
9/13/03	70			27			3
9/7/03	67			28			5
4/30/03	79			19			2
2/9/03	74			23			4
2/1/03	75			21			3
1/27/03	72			26			2
1/20/03	71			25			4
12/15/02	79			20			1
11/4/02 LV	76			22			1
11/3/02 LV	77			22			3
11/2/02 LV	78			21			2
10/27/02	74			23			4
9/26/02	70			28			2
9/8/02	74			24			2
7/28/02	81			17			2

7/15/02	83	"	"	15	"	"	2
5/19/02	79	51	27	19	10	9	3
4/21/02	81	56	25	18	10	7	2
3/10/02	88	64	24	10	5	5	2
1/27/02	88	NA	NA	10	NA	NA	2
12/19/01	89	67	22	9	5	4	2
10/15/01	92	75	17	5	3	3	3

d. Ethics in government

	Approve	Disapprove	No opinion
4/15/07	38	57	5
12/11/06	39	56	5
5/15/06	39	54	7
3/5/06	40	54	6
1/26/06	42	56	2
1/8/06	45	52	3
12/18/05	48	49	3

e. Immigration issues

	Approve	Disapprove	No opinion
4/15/07	33	64	4
5/15/06	34	56	10
4/9/06	33	61	5
1/26/06	34	57	9
12/18/05	33	58	9
8/28/05	33	57	10
1/16/05	33	54	13
1/18/04	34	56	10

3. Do you approve or disapprove of the way the U.S. Congress is doing its job?

	----- Approve -----			----- Disapprove -----			No
	NET	Strongly	Somewhat	NET	Somewhat	Strongly	opinion
4/15/07	44	8	36	54	25	29	3
2/25/07	41	NA	NA	54	NA	NA	5
1/19/07	43	NA	NA	50	NA	NA	8
12/11/06	37	NA	NA	57	NA	NA	6
11/4/06 RV	36	7	29	60	25	35	4
10/22/06	31	5	25	65	27	38	4
10/8/06	32	5	27	66	29	37	2
9/7/06	40	NA	NA	55	NA	NA	5
8/6/06	36			60			4
5/15/06	33			63			4
4/9/06	35			62			3
3/5/06	36			62			3
1/26/06	43			53			4
1/8/06	41			55			5
12/18/05	43			53			4
11/2/05	37			59			4
8/28/05	37			59			4
6/5/05	41			54			4
10/29/03	40			52			9
4/30/03	57			37			6
9/26/02	51			43			6
7/15/02	57			36			7
2/21/02	57			39			4
1/27/02	58			35			7
12/19/01	59			34			7
9/9/01	45			48			7
7/30/01	48			48			4

4/22/01	58	33	8
10/31/99	42	53	6
9/2/99	46	47	7
6/6/99	48	46	6
3/14/99	44	49	7
2/14/99	46	50	4
12/20/98	44	51	5
12/19/98	45	50	5
12/13/98	49	46	5
11/7/98	41	55	4
11/1/98	49	47	5
10/25/98	45	44	11
10/18/98	46	45	8
9/28/98	52	44	4
8/21/98	55	39	6
7/12/98	46	44	11
5/12/98	45	45	9
4/4/98	47	45	8
1/31/98	55	35	10
1/30/98	55	35	10
1/25/98	56	37	8
1/24/98	55	38	7
1/19/98	47	49	5
10/13/97	36	57	7
8/27/97	39	54	7
7/8/97	40	53	6
4/24/97	40	53	7
3/9/97	35	60	5
8/5/96	42	52	7
6/30/96	35	58	7
5/22/96	35	60	5
3/10/96	30	64	6
1/7/96	31	65	5
11/19/95	27	68	5
10/1/95	32	65	3
7/17/95	34	63	3
3/19/95	39	56	5
1/29/95	42	52	6
10/31/94	21	72	8
10/23/94	18	78	4
9/11/94	24	70	5
6/26/94	34	61	5
3/27/94	35	62	3
2/27/94	32	64	4
1/23/94	29	60	11
11/14/93	28	66	6
8/8/93	33	64	3
4/26/93	30	69	2
1/17/93	29	66	6
4/9/92	17	78	5
3/18/92	19	76	5
3/8/92	22	73	6
2/2/92	32	64	4
12/15/91	35	59	6
10/21/91	45	50	5
6/2/91	49	46	5
10/14/90	34	63	3
2/4/90	41	55	4
1/16/90	39	55	6
8/21/89	42	53	5
5/23/89	54	44	2
2/14/89	53	44	3
1/23/88*	43	53	4

6/1/87	56			40			4
6/22/85	54			37			9
5/83	33			43			24
6/81	38			40			22
6/79	19			61			20
9/78	29			49			22
6/77	34			42			24
6/75	29			54			17
8/74	48	"	"	35	"	"	17

\*1/23/88 and previous: Gallup

4. Do you approve or disapprove of the way Nancy Pelosi is handling her job as Speaker of the House?

	Approve	Disapprove	No opinion
4/15/07	53	35	12
2/25/07	50	31	18
1/19/07	54	25	21

Compare to: Newt Gingrich

11/7/98*	38	58	4
7/12/98	41	44	15
5/12/98	41	44	15
1/19/98	40	52	7
4/24/97	26	62	12
3/9/97	33	61	7
9/15/96RV	39	54	7
1/7/96	30	61	8
11/19/95	27	65	8
6/8/95	35	50	15
3/19/95	37	48	15
3/5/95	38	51	11
1/29/95	40	48	12
1/4/95	35	37	28
12/20/94**	35	43	22

\* "has handled"

\*\* "as incoming speaker"

5. Do you approve or disapprove of the way Harry Reid is handling his job as majority leader of the Senate?

	Approve	Disapprove	No opinion
4/15/07	46	33	21

Compare to: Trent Lott

3/9/97	44	24	31
--------	----	----	----

Compare to: Bob Dole

	Approve			Disapprove			No opinion
	NET	Strongly	Somewhat	NET	Somewhat	Strongly	opinion
5/22/96*	56	15	41	34	15	19	11
1/7/96	38	NA	NA	49	NA	NA	13
11/19/95	45	NA	NA	46	NA	NA	9
3/19/95	60	21	38	28	14	14	12
1/4/95	62	23	39	25	12	13	13
12/20/94	59	NA	NA	28	NA	NA	13

\* "has handled"

6. Do you approve or disapprove of the way your own representative to the U.S. House of Representatives in Congress is handling his or her job?

	Approve	Disapprove	No opinion
4/15/07	69	25	6
11/4/06 RV	56	35	8
10/22/06	59	33	8
10/8/06	60	33	6
9/7/06	60	30	9
8/6/06	55	37	7
5/15/06	62	31	7
4/9/06	59	34	6
1/26/06	64	30	6
12/18/05	65	29	6
11/2/05	60	33	7
6/5/05	61	32	8
9/26/02	64	27	9
7/15/02	68	23	9
11/1/98	72	20	8
11/1/98 LV	73	23	5
10/18/98	68	20	11
10/18/98 LV	67	25	9
9/28/98	70	21	10
9/28/98 LV	71	23	6
7/12/98	70	18	12
1/19/98	74	19	7
4/5/95	65	25	9
10/31/94	51	38	11
10/23/94	49	43	8
9/11/94	53	35	12
6/26/94	59	31	10
3/27/94	62	26	12
1/17/93	60	29	11
4/9/92	47	39	13
3/18/92	49	40	11
2/2/92	56	32	12
12/15/91	60	28	12
10/21/91	64	27	9
6/2/91	61	26	14
10/14/90	64	29	7
5/23/89	71	18	11

7. Do you approve or disapprove of the way (ITEM) are doing their job?

4/15/07 Summary Table

	Approve	Disapprove	No opinion
a. the Republicans in Congress	39	59	2
b. the Democrats in Congress	54	44	2

Trend:

a. the Republicans in Congress

	Approve	Disapprove	No opinion
4/15/07	39	59	2
10/8/06	35	63	2
5/15/06	33	64	3
11/2/05	35	61	4
6/5/05	42	56	2
6/6/99	41	52	7
3/14/99	40	56	4
7/8/97	40	54	6
9/15/96 RV	46	48	6

6/30/96	38	56	6
4/5/95	45	50	5
10/31/94	33	59	7
10/23/94	31	64	5
9/11/94	35	59	6

b. the Democrats in Congress

	Approve	Disapprove	No opinion
4/15/07	54	44	2
10/8/06	48	50	3
5/15/06	39	58	4
11/2/05	41	54	5
6/5/05	42	56	3
6/6/99	51	42	7
3/14/99	51	42	7
7/8/97	45	49	6
4/5/95	36	60	4
10/31/94	39	53	8
10/23/94	36	59	5
9/11/94	41	53	6

8. For each item I name, please tell me whether you approve or disapprove of the way the Democrats in Congress are handling that issue. First is (ITEM). How about (NEXT ITEM)?

4/15/07 - Summary Table\*

	Approve	Disapprove	No opinion
a. The situation in Iraq	37	62	1
b. The economy	46	51	4
c. The US campaign against terrorism	51	47	2
d. Ethics in government	45	50	5
e. Immigration issues	34	60	7

\*Full sample asked item a, half sample asked items b,c other half sample asked items d,e.

9. Who do you think is taking a stronger leadership role in the government in Washington these days, (Bush) or (the Democrats in Congress)?

	Bush	Democrats	Both (vol.)	Neither (vol.)	No opinion
4/15/07	34	58	2	4	2
1/19/07	36	56	1	3	3
7/30/01	51	38	3	4	4

Compare to:

Who do you think is taking a stronger leadership role in the government in Washington these days, Clinton or the Republicans in Congress?

	Clinton	GOP	Equal (vol.)	Neither (vol.)	No opinion
4/5/95	27	67	2	3	7
1/24/95	24	61	4	5	6
12/15/94	25	59	3	5	7

9a. (IF BUSH OR DEMOCRATS TAKING LEAD, Q9) Is that a good thing or a bad thing?

If Bush:

Good thing	Bad thing	No opinion
------------	-----------	------------

4/15/07            65                    34                    1

If Democrats:

	Good thing	Bad thing	No opinion
4/15/07	75	21	3

10. Overall, how much do you think Congress has accomplished in the past three months: A great deal, a good amount, not too much, or nothing at all?

	----- Positive -----			----- Negative -----			No
	NET	Great deal	Good amt.	NET	Not much	Nothing	opinion
4/15/07	26	3	23	73	56	17	1
4/5/95	33	7	26	66	53	13	1
9/11/94+	21	2	19	79	67	12	*
6/26/94**	24	4	20	74	65	9	1

+"in the past year"

\*\*"in the past 18 months"

11. Who do you trust to do a better job handling the situation in Iraq, (Bush) or (the Democrats in Congress)?

	Bush	Dems	Both (vol.)	Neither (vol.)	No opinion
4/15/07	33	58	1	7	1
2/25/07	34	54	*	9	2
1/19/07	33	60	1	4	2
1/10/07	36	47	1	12	4
12/11/06	32	56	1	7	3
1/18/04	56	36	1	4	3
4/30/03	72	20	2	3	3

12. All in all, considering the costs to the United States versus the benefits to the United States, do you think the war with Iraq was worth fighting, or not? Do you feel that way strongly or somewhat?

	----- Worth fighting -----			--- Not worth fighting ---			No
	NET	Strongly	Somewhat	NET	Somewhat	Strongly	op.
4/15/07	33	22	11	66	12	54	1
2/25/07	34	22	12	64	13	51	2
1/10/07	40	28	12	58	11	47	2
12/11/06	36	25	11	61	12	50	2
11/4/06 RV	44	33	12	53	10	44	2
10/22/06	40	28	12	57	11	47	2
10/8/06	35	25	10	63	13	50	2
9/7/06	42	29	13	56	11	45	2
8/6/06	39	29	10	59	12	47	1
6/25/06	40	25	15	58	13	45	2
5/15/06	37	24	14	62	12	50	1
4/9/06	41	30	11	58	10	48	1
3/5/06	42	29	14	57	11	46	1
1/26/06	44	32	12	55	13	42	1
1/8/06	43	30	13	55	12	43	2
12/18/05	46	33	14	52	11	42	1
11/2/05	39	25	13	60	12	48	1
8/28/05	46	33	12	53	9	44	1
6/26/05	46	33	13	53	10	43	1
6/5/05	41	29	12	58	12	46	1
4/24/05	44	31	13	54	12	42	2
3/13/05	45	34	11	53	11	42	2

1/16/05	44	32	12	55	10	45	1
12/19/04	42	31	11	56	10	47	2
10/3/04 LV	49	34	15	48	11	37	3
9/26/04 RV	46	35	12	51	8	42	3
9/8/04 RV	51	38	13	45	10	34	4
8/29/04 RV	48	34	14	50	11	39	2
7/25/04	49	36	13	48	11	37	3
6/20/04	47	32	14	52	13	39	2
5/23/04	48	35	13	50	13	37	1
5/6/04	49	NA	NA	47	NA	NA	5
4/18/04	51			47			2
3/7/04	52			44			3
2/11/04	48			50			2
1/18/04	56			41			3
12/21/03	59			39			2
12/14/03	53			42			5
11/16/03	52			44			4
10/29/03	54			44			2
10/13/03	54			44			2
9/13/03	61			37			2
9/7/03	54			42			4
8/24/03	57			37			5
8/11/03	61			35			4
7/10/03	57			40			3
6/22/03	64			33			3
4/30/03	70	"	"	27	"	"	4
2/2/92*	66	NA	NA	32	NA	NA	2
7/28/91	67			30			3
6/2/91	70			26			3
3/4/91	86	"	"	13	"	"	1

\*2/2/92 and previous: "the Persian Gulf war"; 3/4/91: "this war"

13. Do you think (the United States should keep its military forces in Iraq until civil order is restored there, even if that means continued U.S. military casualties); OR, do you think (the United States should withdraw its military forces from Iraq in order to avoid further U.S. military casualties, even if that means civil order is not restored there)?

	Keep forces	Withdraw forces	No opinion
4/15/07	42	56	2
2/25/07	42	56	2
1/19/07	46	52	3
12/11/06	48	48	4
11/2/05	52	44	4
8/28/05	54	44	2
6/26/05	58	41	2
12/19/04	58	39	3
6/20/04	57	42	1
5/23/04	58	40	2
4/18/04	66	33	1
11/16/03	62	34	4
10/29/03	58	38	3
9/13/03	65	32	3
8/24/03	69	27	4
7/10/03	72	26	2

14. Do you support or oppose Bush's decision to send approximately 28,000 additional U.S. military forces to Iraq? Do you feel that way strongly or somewhat?

----- Support -----                      ----- Oppose -----                      No



	NET	Strongly	Somewhat	NET	Somewhat	Strongly	opinion
4/15/07*	35	24	11	65	9	56	*
2/25/07	32	20	12	67	11	56	1
1/19/07	34	21	13	65	10	56	1
1/10/07	36	25	11	61	9	52	2

\* Changed from "proposal to send approximately 22,000"

15. Some people say the Bush administration should set a deadline for withdrawing U.S. military forces from Iraq in order to avoid further casualties. Others say knowing when the U.S. would pull out would only encourage the anti-government insurgents.

Do you yourself think the United States should or should not set a deadline for withdrawing U.S. forces from Iraq?

	Should set a deadline	Should not set a deadline	No opinion
4/15/07	51	48	1
2/25/07	53	46	1
6/25/06	47	51	1
12/18/05	39	60	1
8/28/05	39	59	2

16. Do you support or oppose legislation that would continue funding for the war, but also set a deadline of no later than August 2008, for the withdrawal of U.S. forces from Iraq?

	Support	Oppose	No opinion
4/15/07	51	46	3

17. (HALF SAMPLE) All told, do you think the United States is winning or losing the war in Iraq?

	Winning	Losing	Neither/ tie (vol.)	No opinion
4/15/07	32	53	12	2
1/10/07	29	57	12	2
12/11/06	34	52	9	4
12/18/05	56	34	8	2
8/28/05	51	38	8	3

18. (HALF SAMPLE) All told, do you think the United States will win or lose the war in Iraq?

	Win	Lose	Neither/ tie (vol.)	No opinion
4/15/07	35	51	11	3
1/19/07	43	40	11	6
12/11/06	34	46	11	9
12/18/05	60	27	7	6

19. Do you think (the United States must win the war in Iraq in order for the broader war on terrorism to be a success), or do you think (the war on terrorism can be a success without the United States winning the war in Iraq?)

	US must win war in Iraq for success	Can be a success without US winning war in Iraq	No opinion
4/15/07	37	57	6
1/10/07	45	47	8

20. Do any of the following describe your own personal feelings about the situation in Iraq? The first is (READ ITEM). How about (NEXT ITEM)?

4/15/07 - Summary Table

	Yes	No	No opinion
a. Angry	54	45	1
b. Hopeful	51	48	1

Trend:

a. Angry	Yes	No	No opinion
4/15/07	54	45	1
5/23/04	57	43	*
3/23/03*	30	68	1
"About the war"			

b. Hopeful	Yes	No	No opinion
4/15/07	51	48	1
5/23/04	62	37	1
3/23/03*	80	18	2
"About the war"			

21-23. Previously released.

24-46. Held for release.

47-49. Previously released.

\*\*\*END\*\*\*