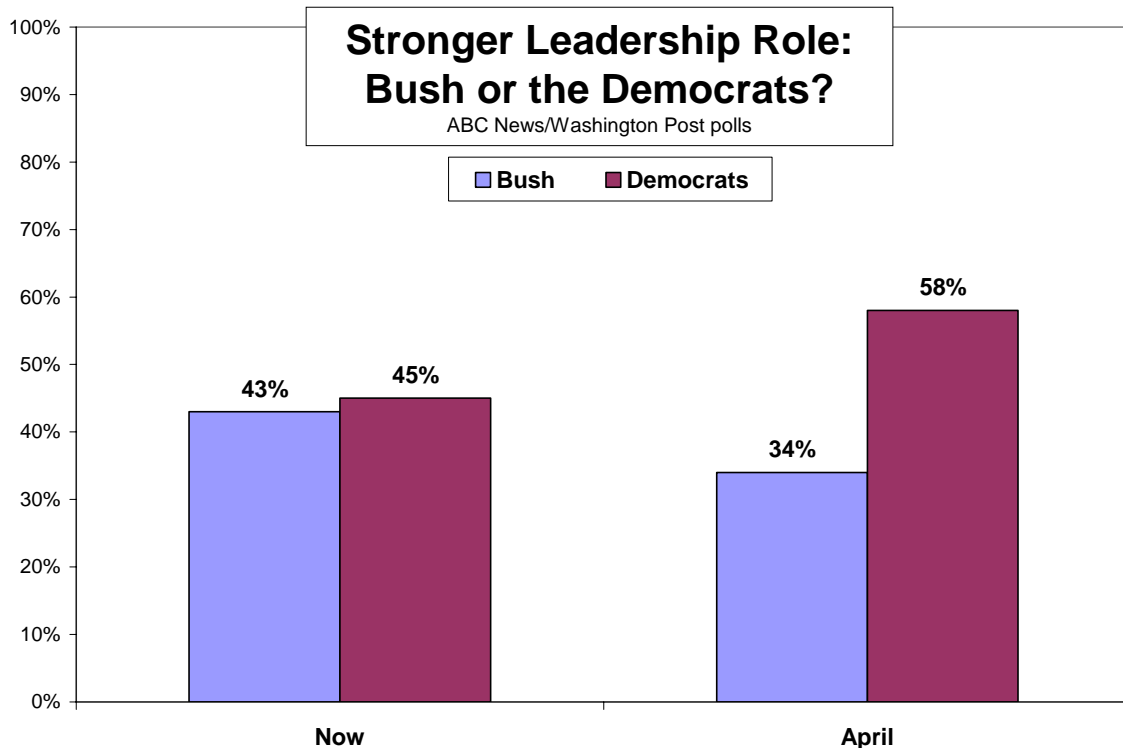


Democrats Lose Leadership Edge As Frustration with War Grinds On

The Democrats in Congress have lost much of the leadership edge they carried out of the 2006 midterm election, with lack of progress on Iraq the leading cause. Their only solace: George W. Bush and the Republicans aren't doing any better.

Six weeks ago the Democrats held a 24-point lead over Bush as the stronger leadership force in Washington; today that's collapsed to a dead heat. The Democrats' overall job approval rating likewise has dropped, from a 54 percent majority to 44 percent now – with the decline occurring almost exclusively among strong opponents of the Iraq war.



Yet the Democrats' losses have not produced much in the way of gains for Bush or his party. The president's approval rating remains a weak 35 percent, unchanged from mid-April at two points from his career low in ABC News/Washington Post polls. The Republicans in Congress do about as badly, with just 36 percent approval.

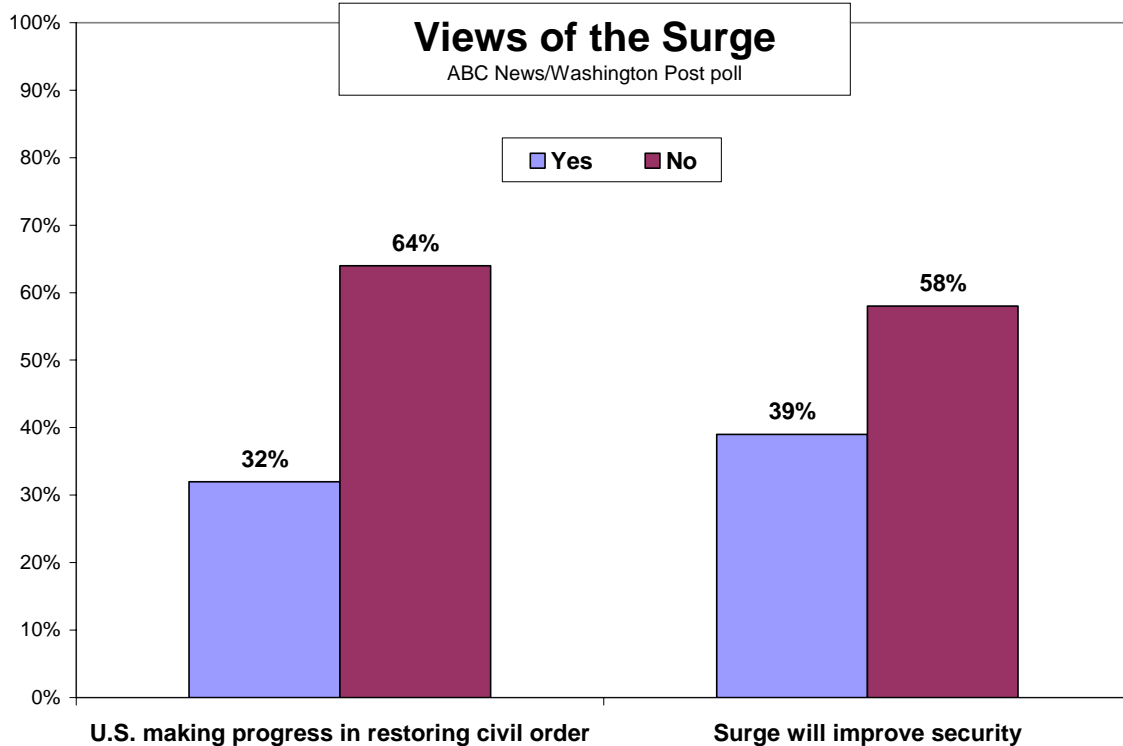
	% Approve	
	Now	April
Democrats in Congress	44%	54%
Republicans in Congress	36	39
Bush	35	35

Another figure underscores the public’s broad grumpiness: Seventy-three percent now say the country’s off on the wrong track, the most in just over a decade.

SHIFT – The shift away from the Democrats in Congress has occurred on two levels. In terms of their overall approval rating, the damage is almost entirely among people who strongly oppose the war in Iraq: In this group 69 percent approved of the Democrats in April, but just 54 percent still approve now – a likely effect of the Democrats’ failure to push a withdrawal timetable through Congress.

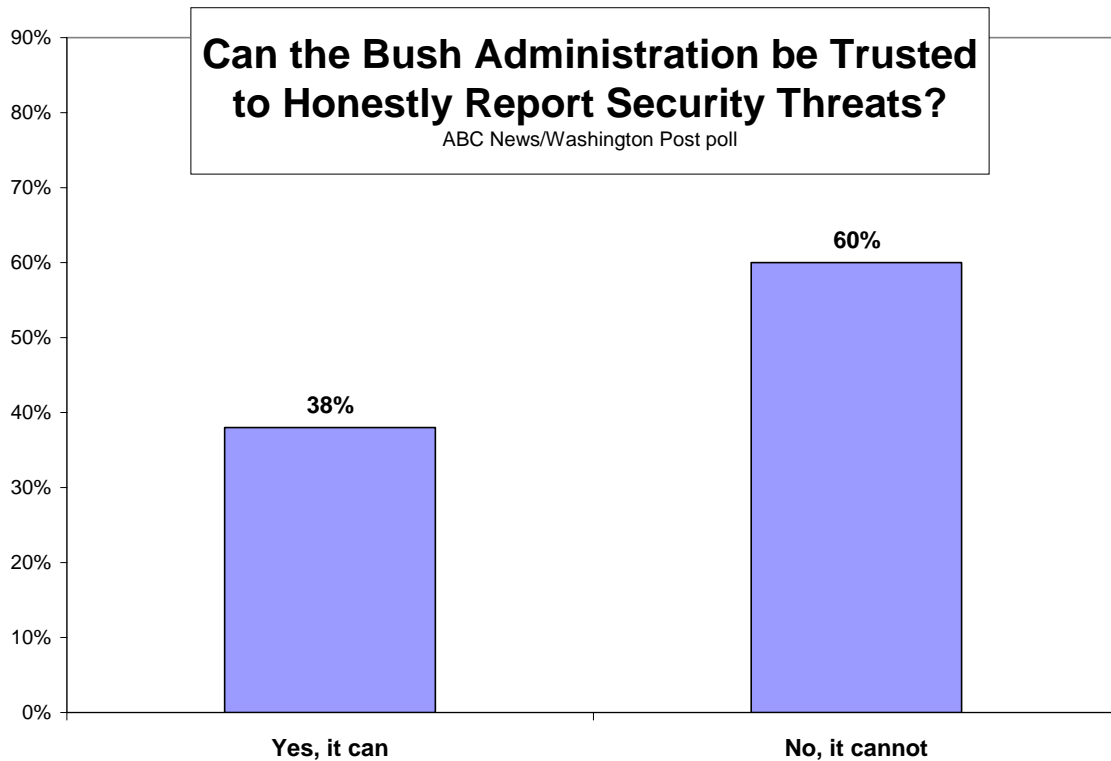
Their decline in leadership ratings vs. Bush is more broadly based – that’s occurred among war opponents and supporters alike, apparently reflecting more an assessment of their performance than an expression of support or opposition.

IRAQ – More than anything, these views are fueled by the continued grind of the war in Iraq. Few think the Bush “surge” is working – 64 percent see no significant progress restoring civil order there – and, looking ahead, 58 percent predict it will not succeed.



Sixty-one percent say the war was not worth fighting (down a scant five points from April's record high) and majorities reject many of Bush's arguments in support of the war – that it's a critical component of the war on terrorism, that it has improved long-term U.S. security and that withdrawing poses more danger than remaining.

Perhaps most challenging is the president's credibility gap: Sixty percent of Americans feel they can't trust the Bush administration to honestly and accurately report intelligence about security threats facing the United States. That makes any of Bush's arguments a hard sell.



Indeed, the public still trusts the Democrats in Congress over Bush to handle the situation in Iraq, by 51-35 percent. But the Democrats' number has slipped from 58 percent in April and a high of 60 percent in January.

CONCERNS – There are real concerns about what lies ahead for Iraq and the United States alike. If the United States withdraws without civil order first being restored, seven in 10 Americans see any of three possibilities as at least somewhat likely: Full-scale civil war, parts of Iraq becoming a base of operations for terrorists targeting the United States, and parts of Iraq falling under Iranian control.

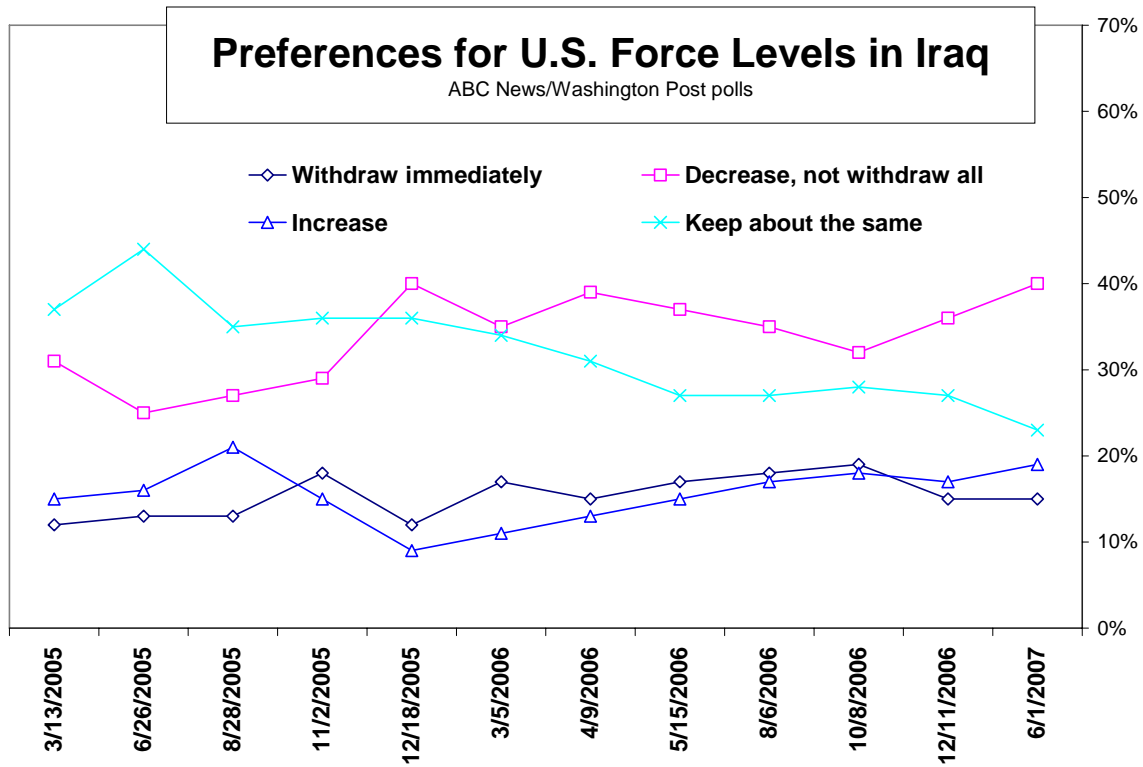
Four in 10 see the first two outcomes as “very” likely, and a third say the same of the third. People who see any of these as very likely are much more apt than others to oppose any decrease in U.S. forces in Iraq.

	If U.S. withdraws w/out civil order restored	
	Likely (Net)	"Very" likely
Full-scale Iraqi civil war	75%	41%
Anti-U.S. terrorist bases	72	39
Iranian control of parts of Iraq	72	33

As noted, other arguments raised by Bush are less persuasive. Fewer than half believe the war has contributed to the long-term security of the United States – 44 percent in this poll, a new low. Fewer, 37 percent, believe the United States must win in Iraq in order for the broader U.S. campaign against terrorism to succeed. And fewer still, 23 percent, think withdrawing from Iraq will do more to increase the risk of a terrorist attack against the United States than remaining there.

	Which will do more to increase risk of terrorism?	
Withdrawing from Iraq	23%	
Remaining in Iraq	14	
Same either way	62	

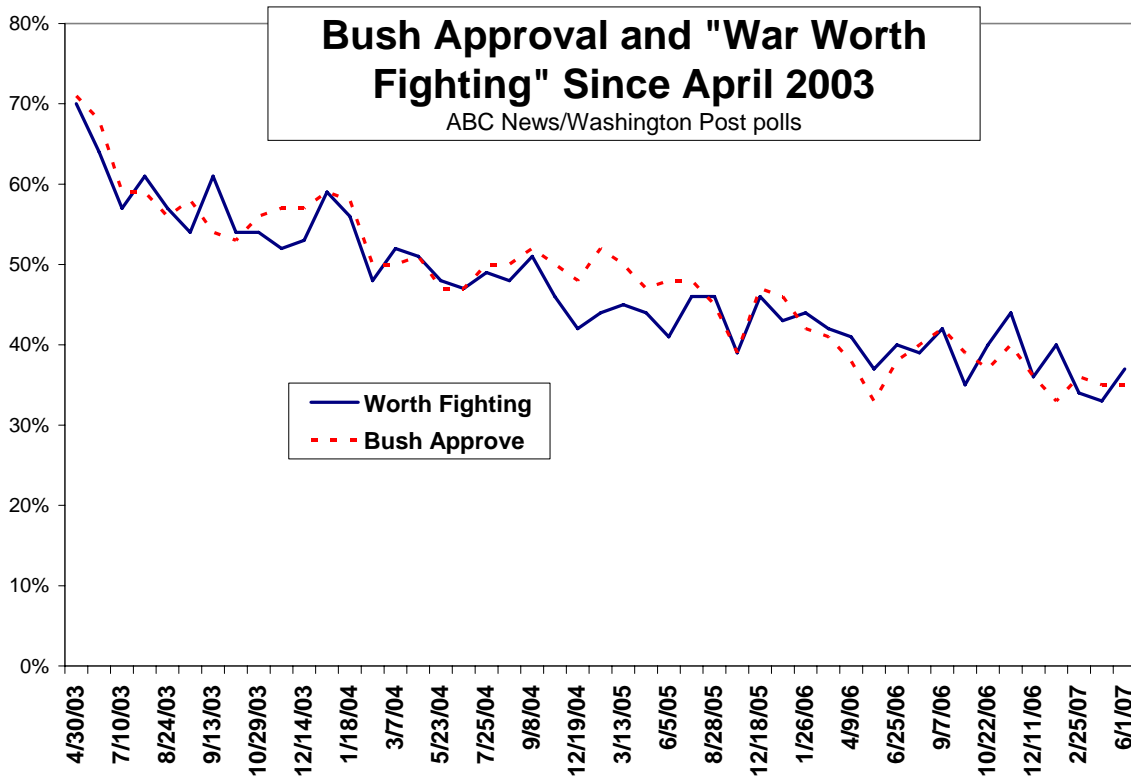
WITHDRAW? – What to do is the open question. Fifty-five percent want U.S. forces decreased – it’s been about there for a year and a half – but just 15 percent support their immediate withdrawal. Nineteen percent would increase U.S. forces – as many as would pull them out immediately.



The combination of these two sentiments – deep unhappiness with the situation, and lack of consensus on what to do about it – is what’s driving broader discontent with Bush, with the Republicans in Washington, and now with the Democrats as well.

TOLL – The toll of this discontent is unmistakable. Bush has not seen majority approval in any ABC/Post poll since January 2005; in presidential polling back to the late 1930s, only Harry Truman stayed so low for a longer period of time. And Americans are nearly three times as likely to “strongly” disapprove of Bush’s job performance (46 percent) as to strongly approve (17 percent).

It’s even longer – September 2004 – since a majority has said the war in Iraq was worth fighting. The two – views on the war, and Bush’s job approval rating – correlate very highly, at 0.9, where 0 is no correlation and 1 is complete congruence.



Overall just 31 percent approve of Bush’s handling of the war in Iraq. And the public’s negativity has overtaken Bush’s other ratings as well, most notably on his cornerstone issue – the one that got him re-elected – handling the U.S. campaign against terrorism. Just 44 percent now approve, matching his career low.

Indeed a narrow majority (now 52 percent) has disapproved of Bush’s handling of terrorism steadily since last October, and, since December, more have picked the Democrats than Bush in trust to handle it. As in other measures, though, slightly fewer now pick the Democrats (46 percent) than did earlier this year (52 percent in February).

Separate damage for Bush has come on the subject of immigration: With his reform package on the table, his approval rating for handling immigration has plummeted among Republicans, from 61 percent in April to 45 percent now. (See separate analysis at abcnews.com/pollvault.html).

GROUPS – As usual, partisan and ideological differences shoot through many of these results. Seventy-four percent of Republicans approve of Bush’s job performance overall, compared with 32 percent of independents and just one in 10 Democrats. (But just four in 10 Republicans “strongly” approve, vs. seven in 10 Democrats who strongly disapprove.)

Similarly, two-thirds of Republicans approve of how Bush is handling the war in Iraq, and 70 percent say the war was worth fighting – views on which vastly fewer independents or Democrats agree. The division between Republicans and others on these measures underscores the challenge to Republican presidential candidates, who need to appeal to their base, which still supports Bush – yet also to be in a position to broaden that appeal, in a general election campaign, to those who don’t.

	Approve of Bush’s handling of the war	Call the war “worth fighting”
All	31%	37%
Republicans	67	70
Independents	28	35
Democrats	8	14

METHODOLOGY – This ABC News/Washington Post poll was conducted by telephone May 29-June 1, 2007, among a random national sample of 1,205 adults, including an oversample of African-Americans for a total of 284 black respondents. The results have a three-point error margin. Sampling, data collection and tabulation by TNS of Horsham, Pa.

Analysis by Gary Langer.

ABC News polls can be found at ABCNEWS.com at <http://abcnews.com/pollvault.html>.

Media contact: Cathie Levine, (212) 456-4934.

Full results follow (*= less than 0.5 percent).

1. Do you approve or disapprove of the way George W. Bush is handling his job as president? Do you approve/disapprove strongly or somewhat?

	----- Approve -----			----- Disapprove -----			No
	NET	Strongly	Somewhat	NET	Somewhat	Strongly	opinion
6/1/07	35	17	18	62	16	46	3
4/15/07	35	17	18	62	14	49	2
2/25/07	36	19	17	62	12	49	2
1/19/07	33	17	16	65	14	51	2
12/11/06	36	18	18	62	13	49	2
11/4/06	40	24	16	57	12	46	2
10/22/06	37	21	16	60	15	45	3

10/8/06	39	23	16	60	12	48	1
9/7/06	42	24	18	55	12	43	3
8/6/06	40	23	17	58	12	46	2
6/25/06	38	20	18	60	12	48	2
5/15/06	33	17	16	65	18	47	2
4/9/06	38	20	18	60	13	47	1
3/5/06	41	24	17	58	14	44	1
1/26/06	42	25	18	56	14	42	2
1/8/06	46	29	17	52	13	39	2
12/18/05	47	29	17	52	12	40	1
11/2/05	39	20	18	60	13	47	1
10/29/05	39	22	17	58	13	45	3
9/11/05	42	27	15	57	12	45	1
8/28/05	45	27	18	53	12	41	2
6/26/05	48	27	21	51	11	40	1
6/5/05	48	27	21	52	14	38	1
4/24/05	47	25	22	50	13	38	3
3/13/05	50	31	19	48	11	37	3
1/31/05	50	34	15	45	11	34	5
1/16/05	52	33	19	46	11	35	2
12/19/04	48	27	21	49	12	38	2
10/20/04	50	30	20	46	11	35	4
10/17/04 LV	54	35	19	45	9	36	2
10/16/04 LV	54	35	19	44	10	34	2
10/15/04 LV	54	35	19	44	10	34	2
10/3/04 LV	53	36	17	46	11	34	1
9/26/04	50	33	18	45	13	32	5
9/8/04	52	35	17	43	11	32	5
8/29/04	50	31	19	47	13	34	3
8/1/04	47	28	18	49	13	36	5
7/25/04	50	32	19	47	13	34	3
7/11/04	48	31	17	50	11	39	2
6/20/04	47	30	17	51	13	39	1
5/23/04	47	31	17	50	14	36	3
4/18/04	51	33	18	47	13	34	1
3/7/04	50	32	18	48	12	36	2
2/11/04	50	30	21	47	14	34	2
1/18/04	58	35	24	40	9	30	2
12/21/03	59	39	21	38	15	23	3
12/14/03	57	37	20	39	10	29	5
12/7/03	53	32	21	40	13	27	7
11/16/03	57	34	23	39	11	28	4
10/29/03	56	30	26	42	13	29	2
10/13/03	53	33	20	43	13	29	4
9/30/03	54	34	20	44	15	29	2
9/13/03	58	35	23	40	14	27	2
9/7/03	56	34	22	41	13	28	4
8/11/03	59	37	22	37	14	23	4
7/10/03	59	35	24	38	13	25	3
6/22/03	68	45	23	29	11	18	4
4/30/03	71	50	22	26	17	9	3
4/16/03	74	52	22	23	9	14	3
4/9/03	77	58	19	20	6	14	4
4/3/03	71	54	16	25	7	19	4
3/23/03	68	NA	NA	27	NA	NA	4
3/20/03	67	NA	NA	28	NA	NA	5
3/2/03	62	38	23	35	13	22	4
2/23/03	60	NA	NA	34	NA	NA	6
2/9/03	64	42	21	34	14	20	3
2/1/03	62	41	21	34	13	22	4
1/28/03	62	43	19	36	13	23	2
1/27/03	59	39	21	37	15	22	4
1/20/03	59	36	23	38	16	22	2

12/15/02	66	37	28	32	12	20	2
11/4/02 LV	67	45	23	31	12	20	1
11/3/02 LV	67	45	22	32	12	20	1
11/2/02 LV	67	47	20	32	9	23	1
10/27/02	67	39	28	29	13	16	4
9/26/02	67	42	25	30	12	18	3
9/8/02	71	42	28	27	12	15	3
7/28/02	69	39	31	28	14	14	3
7/15/02	72	42	31	25	12	13	2
6/17/02	74	42	32	22	9	13	4
6/9/02	77	41	36	20	9	11	3
5/19/02	76	48	28	22	8	13	3
4/21/02	78	47	31	20	9	10	2
3/28/02	79	49	30	18	8	10	3
3/10/02	82	52	30	16	9	7	2
1/27/02	83	56	27	14	7	7	3
12/19/01	86	64	22	12	6	6	2
11/27/01	89	69	21	9	4	5	1
11/6/01	89	65	24	9	5	4	2
10/9/01	92	76	16	6	3	3	1
9/27/01	90	70	20	6	3	3	4
9/13/01	86	63	23	12	5	6	2
9/9/01	55	26	29	41	20	22	3
8/12/01	61	28	33	31	14	17	8
7/30/01	59	28	30	38	17	22	3
6/3/01	55	27	28	40	18	22	6
4/22/01	63	33	30	32	16	16	5
3/25/01	58	NA	NA	33	NA	NA	8
2/25/01	55	NA	NA	23	NA	NA	22

2. Do you approve or disapprove of the way Bush is handling (ITEM)?

6/1/07 - Summary Table*

	Approve	Disapprove	No opinion
a. The situation in Iraq	31	67	1
b. Immigration issues	29	64	8
c. The economy	40	57	3
d. The US campaign against terrorism	44	52	4

*Items a-b asked of all; c asked of half sample, d asked of other half.

Trend:

a. The situation in Iraq

	Approve			Disapprove			No opinion
	NET	Strongly	Somewhat	NET	Somewhat	Strongly	
6/1/07	31	17	14	67	11	56	1
4/15/07	29	17	13	70	11	59	*
2/25/07	31	17	14	67	13	55	1
1/19/07	29	16	13	70	13	57	1
1/10/07	34	21	13	64	14	50	2
12/11/06	28	12	16	70	13	57	2
10/8/06	35	21	14	64	10	54	1
9/7/06	41	25	16	57	10	47	2
8/6/06	36	21	15	62	10	52	2
6/25/06	37	21	17	62	11	52	*
5/15/06	32	19	13	66	13	53	1
4/9/06	37	21	16	62	11	51	1
3/5/06	40	23	17	59	12	47	*
1/26/06	39	24	15	60	10	50	1
12/18/05	46	31	15	53	10	43	1
11/2/05	36	20	15	64	13	51	1

9/11/05	38	NA	NA	62	NA	NA	1
8/28/05	42	28	14	57	11	46	1
6/26/05	43	25	18	56	12	44	1
6/5/05	41	NA	NA	58	NA	NA	1
4/24/05	42			56			2
3/13/05	39			57			4
1/16/05	40			58			2
12/19/04	42			57			1
9/26/04 RV	47			50			3
8/29/04 RV	47			51			2
7/25/04	45			53			2
6/20/04	44			55			2
5/23/04	40			58			2
4/18/04	45			54			1
3/7/04	46			53			1
2/11/04	47			52			1
1/18/04	55			42			2
12/21/03	60			39			2
12/14/03	58			38			4
11/16/03	48			48			4
10/29/03	47			51			2
10/13/03	51			47			2
9/29/03	50			47			3
9/13/03	52			46			2
9/7/03	49			47			4
8/24/03	56			37			7
8/11/03	56			41			3
7/10/03	58			41			2
6/22/03	67			30			2
4/30/03	75	"	"	22	"	"	2
3/27/03*	69			26			5
3/23/03	71			26			3
3/20/03	65			29			5
3/17/03	64			29			7
3/9/03	55			38			8
2/23/03	55			39			6
2/9/03	61			37			2
2/5/03	61			32			7
2/1/03	61			35			3
1/28/03	58			38			4
1/27/03	57			40			3
1/20/03	50			46			4
12/15/02	58			37			5
11/4/02 LV	56			40			4
11/3/02 LV	57			40			4
11/2/02 LV	56			41			3
10/27/02	57			38			5
9/26/02	58			39			3
9/14/02	65			31			4
8/29/02	52	"	"	36	"	"	12
*3/27/03 and previous: "The situation with Iraq and Saddam Hussein"							

b. Immigration issues

	Approve	Disapprove	No opinion
6/1/07	29	64	8
4/15/07	33	64	4
5/15/06	34	56	10
4/9/06	33	61	5
1/26/06	34	57	9
12/18/05	33	58	9
8/28/05	33	57	10
1/16/05	33	54	13

1/18/04	34	56	10
---------	----	----	----

c. The economy

	Approve	Disapprove	No opinion
6/1/07	40	57	3
4/15/07	40	59	1
2/25/07	43	55	2
1/19/07	41	57	2
12/11/06	43	55	2
10/8/06	41	56	2
8/6/06	39	59	2
6/25/06	38	61	1
5/15/06	38	60	2
4/9/06*	40	59	1
3/5/06	48	51	1
1/26/06	46	52	1
12/18/05	47	52	1
11/2/05	36	61	3
9/11/05	40	58	2
8/28/05	44	54	3
6/5/05	40	58	2
4/24/05	40	57	3
3/13/05	43	55	2
1/16/05	46	52	2
12/19/04	46	51	3
9/26/04 RV	47	50	4
8/29/04 RV	45	52	3
7/25/04	47	50	3
6/20/04	46	53	1
5/23/04	44	54	2
4/18/04	44	54	2
3/7/04	39	59	1
2/11/04	44	54	2
1/18/04	51	47	2
12/21/03	51	44	5
11/16/03	48	49	3
10/29/03	45	53	2
10/13/03	45	52	2
9/13/03	42	56	3
9/7/03	44	51	5
8/11/03	45	51	5
7/10/03	47	49	4
4/30/03	52	45	3
2/9/03	47	49	4
2/1/03	44	52	4
1/28/03	46	49	4
1/27/03	47	47	5
1/20/03	43	53	4
1/5/03	50	43	7
12/15/02	50	46	4
11/4/02 LV	53	45	2
11/3/02 LV	52	46	2
11/2/02 LV	55	43	2
10/27/02	51	43	6
9/26/02	51	47	3
9/8/02	57	40	4
7/28/02	57	39	4
7/15/02	58	38	3
4/21/02	64	33	3
1/27/02	62	34	4
12/19/01	67	27	6
11/6/01	72	23	5

9/9/01	48	48	4
7/30/01	52	45	3
6/3/01	53	41	6
4/22/01	55	38	7
3/25/01	50	42	8

* Strongly/somewhat follow asked 4/9/06

d. The US campaign against terrorism

	Approve	Disapprove	No opinion
6/1/07	44	52	4
4/15/07	44	53	3
2/25/07	46	52	1
1/19/07	46	52	2
12/11/06	46	52	2
10/8/06*	45	53	1
9/7/06	53	45	2
8/6/06	47	50	2
6/25/06	51	47	2
5/15/06	53	43	4
4/9/06	50	49	1
3/5/06	52	46	2
1/26/06	52	45	2
1/8/06	53	45	2
12/18/05	56	44	1
11/2/05	48	51	1
9/11/05	50	47	3
8/28/05	56	43	2
6/5/05	50	49	1
4/24/05	56	41	3
3/13/05	59	38	3
1/16/05	61	38	2
12/19/04	53	43	3
9/26/04 RV	59	38	3
8/29/04 RV	60	37	3
7/25/04	57	40	4
6/20/04	50	48	2
5/23/04	58	39	4
4/18/04	63	35	2
3/7/04	63	34	3
2/11/04	64	34	2
1/18/04	66	33	2
12/21/03	70	28	2
10/29/03	63	35	2
10/13/03	66	30	4
9/13/03	70	27	3
9/7/03	67	28	5
4/30/03	79	19	2
2/9/03	74	23	4
2/1/03	75	21	3
1/27/03	72	26	2
1/20/03	71	25	4
12/15/02	79	20	1
11/4/02 LV	76	22	1
11/3/02 LV	77	22	3
11/2/02 LV	78	21	2
10/27/02	74	23	4
9/26/02	70	28	2
9/8/02	74	24	2
7/28/02	81	17	2
7/15/02	83	15	2
5/19/02	79	19	3
4/21/02	81	18	2

3/10/02	88	10	2
1/27/02	88	10	2
12/19/01	89	9	2
10/15/01	92	5	3

* Strongly/somewhat follow asked 10/8/06 and others

3. Do you think things in this country (are generally going in the right direction) or do you feel things (have gotten pretty seriously off on the wrong track)?

	Right direction	Wrong track	No opinion
6/1/07	25	73	2
1/19/07	26	71	3
11/4/06 RV	39	59	2
10/22/06 RV	32	66	2
All	30	68	2
10/8/06	32	66	2
5/15/06	29	69	2
11/2/05	30	68	2
10/24/04 LV	41	55	4
4/18/04	42	57	1
4/30/03	52	46	2
9/26/02	43	53	4
2/21/02	54	42	4
2/14/99	55	41	4
11/1/98	55	43	2
11/1/98 LV	55	44	1
8/21/98	57	40	4
7/12/98	50	45	6
4/4/98	55	41	4
1/31/98	61	34	5
1/30/98	61	34	5
1/19/98	44	50	6
8/27/97	39	57	4
6/8/97	37	60	3
3/9/97	34	62	4
10/17/96 RV	40	55	5
10/16/96 RV	42	53	5
10/15/96 RV	43	52	5
10/14/96 RV	44	51	5
10/13/96 RV	44	51	5
9/04/96 RV	40	54	6
8/21/96	28	67	5
6/30/96	26	70	5
3/17/96	27	70	3
1/21/96	27	66	6
1/3/96	21	77	3
4/5/95	23	73	3
1/4/95	27	68	6
10/31/94	27	69	4
7/20/94	26	70	4
3/27/94	28	69	3
1/23/94	31	60	10
11/14/93	25	69	6
8/8/93	26	71	3
6/20/93	26	71	3
4/26/93	27	71	2
3/11/93	36	57	7
2/28/93	37	59	4
1/17/93	31	63	6
12/14/92	35	60	5

10/27/92	RV	22	76	2
10/4/92	RV	18	78	4
6/7/92		14	83	3
4/9/92		16	81	3
3/11/92		18	79	4
1/15/92		19	78	3
11/10/91		24	72	4
10/29/91		26	71	3
8/27/91		31	60	9
7/28/91		30	67	3
6/2/91		39	57	4
4/9/91		42	51	7
2/26/91		58	39	3
1/27/91		49	48	4
10/14/90		19	79	2
9/9/90		36	60	4
8/20/90		35	60	5
7/24/90		37	60	2
5/21/90		39	60	2
3/26/90		44	53	2
2/4/90		49	48	3
1/16/90		48	49	3
5/23/89		42	55	3
3/16/89		46	52	2
1/16/89	LV	51	46	3
10/25/88	RV	49	46	6
9/27/88		48	44	8
7/11/88		40	56	4
5/25/88		35	59	6
3/21/88		40	56	4
1/23/88		39	59	2
12/13/87		49	47	4
12/2/87		35	61	4
9/23/87		43	54	4
6/29/87		35	62	3
4/13/87		37	60	3
3/9/87		38	58	4
1/18/87		39	56	5
9/8/86		50	48	2
1/26/86		45	47	8
7/29/85		52	43	6
1/16/85		59	36	4
5/22/84		47	48	5
12/13/83		43	51	6
11/7/83		51	44	5
4/12/83		41	54	4
3/2/83		43	53	3
1/25/83		58	39	3
1/25/83		43	52	4
10/11/82		35	57	8
1/30/82		39	56	5
2/80*		20	70	10
2/78		34	53	13
2/77		41	44	14
10/75		19	71	9
10/74		15	75	11
10/73		16	74	10

*2/80 and previous: Roper

4. (IF WRONG TRACK, Q3) What's the main reason you feel that way?

6/1/07

11/4/06

11/2/05

	Total	RV	RV	Total	RV
Economy, jobs, gas prices, prices, low income, debt, finances	20	18	16	30	30
War in Iraq	19	19	31	21	21
Problems with Bush	11	11	11	15	15
Distrust of politicians, government, Washington, ethics in government/ corruption	6	7	12	7	8
Problems too big	1	2	3	6	6
Moral decline/lack of religious faith	6	5	4	6	6
Environmental problems/global warming	1	*	1	3	3
Problems with Republicans/conservatives (not specifically Bush)	2	2	3	2	2
Terrorism/threat of terrorism	*	*	2	1	1
Health care	1	2	2	1	1
Illegal immigrants	5	5	2	1	1
Problems/issues not being resolved	2	2	2	1	1
Ignoring domestic issues	1	1	1	1	1
Everything	11	11	1	1	*
Problems with Democrats/liberals	1	1	1	*	*
Foreign policy	2	2	*	*	*
Other	9	9	6	4	4
No opinion	2	2	3	*	*

5. Do you approve or disapprove of the way the U.S. Congress is doing its job?

	Approve	Disapprove	No opinion
6/1/07	39	53	8
4/15/07*	44	54	3
2/25/07	41	54	5
1/19/07	43	50	8
12/11/06	37	57	6
11/4/06 RV	36	60	4
10/22/06	31	65	4
10/8/06	32	66	2
9/7/06	40	55	5
8/6/06	36	60	4
5/15/06	33	63	4
4/9/06	35	62	3
3/5/06	36	62	3
1/26/06	43	53	4
1/8/06	41	55	5
12/18/05	43	53	4
11/2/05	37	59	4
8/28/05	37	59	4
6/5/05	41	54	4
10/29/03	40	52	9
4/30/03	57	37	6
9/26/02	51	43	6
7/15/02	57	36	7
2/21/02	57	39	4
1/27/02	58	35	7
12/19/01	59	34	7
9/9/01	45	48	7
7/30/01	48	48	4
4/22/01	58	33	8
10/31/99	42	53	6
9/2/99	46	47	7
6/6/99	48	46	6
3/14/99	44	49	7
2/14/99	46	50	4
12/20/98	44	51	5

12/19/98	45	50	5
12/13/98	49	46	5
11/7/98	41	55	4
11/1/98	49	47	5
10/25/98	45	44	11
10/18/98	46	45	8
9/28/98	52	44	4
8/21/98	55	39	6
7/12/98	46	44	11
5/12/98	45	45	9
4/4/98	47	45	8
1/31/98	55	35	10
1/30/98	55	35	10
1/25/98	56	37	8
1/24/98	55	38	7
1/19/98	47	49	5
10/13/97	36	57	7
8/27/97	39	54	7
7/8/97	40	53	6
4/24/97	40	53	7
3/9/97	35	60	5
8/5/96	42	52	7
6/30/96	35	58	7
5/22/96	35	60	5
3/10/96	30	64	6
1/7/96	31	65	5
11/19/95	27	68	5
10/1/95	32	65	3
7/17/95	34	63	3
3/19/95	39	56	5
1/29/95	42	52	6
10/31/94	21	72	8
10/23/94	18	78	4
9/11/94	24	70	5
6/26/94	34	61	5
3/27/94	35	62	3
2/27/94	32	64	4
1/23/94	29	60	11
11/14/93	28	66	6
8/8/93	33	64	3
4/26/93	30	69	2
1/17/93	29	66	6
4/9/92	17	78	5
3/18/92	19	76	5
3/8/92	22	73	6
2/2/92	32	64	4
12/15/91	35	59	6
10/21/91	45	50	5
6/2/91	49	46	5
10/14/90	34	63	3
2/4/90	41	55	4
1/16/90	39	55	6
8/21/89	42	53	5
5/23/89	54	44	2
2/14/89	53	44	3
1/23/88**	43	53	4
6/1/87	56	40	4
6/22/85	54	37	9
5/83	33	43	24
6/81	38	40	22
6/79	19	61	20
9/78	29	49	22
6/77	34	42	24

6/75 29 54 17
 8/74 48 35 17
 * Strongly/somewhat follow asked 4/15/07 and others
 **1/23/88 and previous: Gallup

6. Do you approve or disapprove of the way (ITEM) are doing their job?

6/1/07 Summary Table

	Approve	Disapprove	No opinion
a. the Republicans in Congress	36	58	6
b. the Democrats in Congress	44	49	6

Trend:

a. the Republicans in Congress

	Approve	Disapprove	No opinion
6/1/07	36	58	6
4/15/07	39	59	2
10/8/06	35	63	2
5/15/06	33	64	3
11/2/05	35	61	4
6/5/05	42	56	2
6/6/99	41	52	7
3/14/99	40	56	4
7/8/97	40	54	6
9/15/96 RV	46	48	6
6/30/96	38	56	6
4/5/95	45	50	5
10/31/94	33	59	7
10/23/94	31	64	5
9/11/94	35	59	6

b. the Democrats in Congress

	Approve	Disapprove	No opinion
6/1/07	44	49	6
4/15/07	54	44	2
10/8/06	48	50	3
5/15/06	39	58	4
11/2/05	41	54	5
6/5/05	42	56	3
6/6/99	51	42	7
3/14/99	51	42	7
7/8/97	45	49	6
4/5/95	36	60	4
10/31/94	39	53	8
10/23/94	36	59	5
9/11/94	41	53	6

7. Who do you think is taking a stronger leadership role in the government in Washington these days, (Bush) or (the Democrats in Congress)?

	Bush	Democrats	Equal (vol.)	Neither (vol.)	No opinion
6/1/07	43	45	3	7	3
4/15/07	34	58	2	4	2
1/19/07	36	56	1	3	3
7/30/01	51	38	3	4	4

Compare to:

Who do you think is taking a stronger leadership role in the government in Washington these days, Clinton or the Republicans in Congress?

	Clinton	GOP	Equal (vol.)	Neither (vol.)	No opinion
4/5/95	27	67	2	3	7
1/24/95	24	61	4	5	6
12/15/94	25	59	3	5	7

8. Who do you trust to do a better job handling (ITEM), (Bush) or (the Democrats in Congress)?

6/1/07 - Summary Table*

	Bush	Dems	Both (vol.)	Neither (vol.)	No opinion
a. The situation in Iraq	35	51	2	10	3
b. Immigration issues	31	48	2	13	5
c. The economy	36	54	1	6	2
d. The U.S. campaign against terrorism	40	46	2	9	3

*Items a-b asked of all; c asked of half sample, d asked of other half.

Trend:

a. The situation in Iraq

	Bush	Dems	Both (vol.)	Neither (vol.)	No opinion
6/1/07	35	51	2	10	3
4/15/07	33	58	1	7	1
2/25/07	34	54	*	9	2
1/19/07	33	60	1	4	2
1/10/07	36	47	1	12	4
12/11/06	32	56	1	7	3
1/18/04	56	36	1	4	3
4/30/03	72	20	2	3	3

b. Immigration issues

	Bush	Dems	Both (vol.)	Neither (vol.)	No opinion
6/1/07	31	48	2	13	5
12/11/06	34	49	1	10	6
1/18/04	38	44	2	8	8

c. The economy

	Bush	Dems	Both (vol.)	Neither (vol.)	No opinion
6/1/07	36	54	1	6	2
2/25/07	36	56	1	6	2
1/19/07	32	60	1	4	2
12/11/06	34	58	1	5	2
1/18/04	43	50	1	4	3
4/30/03	51	41	2	2	3
11/6/01	51	36	5	4	5
9/9/01	44	50	1	3	2
7/30/01	47	46	1	4	1
6/3/01	44	46	2	6	2

d. The US campaign against terrorism

	Bush	Dems	Both (vol.)	Neither (vol.)	No opinion
6/1/07	40	46	2	9	3
2/25/07	39	52	2	5	2
1/19/07	40	52	1	5	2
12/11/06	41	50	1	6	2
1/18/04	60	31	2	4	3
4/30/03	72	21	3	2	3

9. All in all, considering the costs to the United States versus the benefits to the United States, do you think the war with Iraq was worth fighting, or not? Do you feel that way strongly or somewhat?

	----- Worth fighting -----			--- Not worth fighting ---			No opinion
	NET	Strongly	Somewhat	NET	Somewhat	Strongly	
6/1/07	37	24	12	61	12	50	2
4/15/07	33	22	11	66	12	54	1
2/25/07	34	22	12	64	13	51	2
1/10/07	40	28	12	58	11	47	2
12/11/06	36	25	11	61	12	50	2
11/4/06 RV	44	33	12	53	10	44	2
10/22/06	40	28	12	57	11	47	2
10/8/06	35	25	10	63	13	50	2
9/7/06	42	29	13	56	11	45	2
8/6/06	39	29	10	59	12	47	1
6/25/06	40	25	15	58	13	45	2
5/15/06	37	24	14	62	12	50	1
4/9/06	41	30	11	58	10	48	1
3/5/06	42	29	14	57	11	46	1
1/26/06	44	32	12	55	13	42	1
1/8/06	43	30	13	55	12	43	2
12/18/05	46	33	14	52	11	42	1
11/2/05	39	25	13	60	12	48	1
8/28/05	46	33	12	53	9	44	1
6/26/05	46	33	13	53	10	43	1
6/5/05	41	29	12	58	12	46	1
4/24/05	44	31	13	54	12	42	2
3/13/05	45	34	11	53	11	42	2
1/16/05	44	32	12	55	10	45	1
12/19/04	42	31	11	56	10	47	2
10/3/04 LV	49	34	15	48	11	37	3
9/26/04 RV	46	35	12	51	8	42	3
9/8/04 RV	51	38	13	45	10	34	4
8/29/04 RV	48	34	14	50	11	39	2
7/25/04	49	36	13	48	11	37	3
6/20/04	47	32	14	52	13	39	2
5/23/04	48	35	13	50	13	37	1
5/6/04	49	NA	NA	47	NA	NA	5
4/18/04	51			47			2
3/7/04	52			44			3
2/11/04	48			50			2
1/18/04	56			41			3
12/21/03	59			39			2
12/14/03	53			42			5
11/16/03	52			44			4
10/29/03	54			44			2
10/13/03	54			44			2
9/13/03	61			37			2
9/7/03	54			42			4
8/24/03	57			37			5

8/11/03	61			35			4
7/10/03	57			40			3
6/22/03	64			33			3
4/30/03	70	"	"	27	"	"	4
2/2/92*	66	NA	NA	32	NA	NA	2
7/28/91	67			30			3
6/2/91	70			26			3
3/4/91	86	"	"	13	"	"	1

*2/2/92 and previous: "the Persian Gulf war"; 3/4/91: "this war"

10. Do you think the war with Iraq has or has not contributed to the long-term security of the United States?

	----- Contributed -----			Has	No
	NET	Great deal	Somewhat	not	opinion
6/1/07	44	NA	NA	53	3
12/11/06	46	25	21	51	3
10/8/06	48	26	21	50	3
9/7/06	50	28	21	47	3
6/25/06	51	28	22	48	1
5/15/06	48	28	20	51	2
4/9/06	52	32	20	46	1
3/5/06	50	28	23	48	2
1/26/06	53	32	21	45	1
12/18/05	54	32	22	44	2
11/2/05	46	25	21	52	2
8/28/05	49	29	20	49	2
6/26/05	52	31	22	46	1
6/5/05	47	24	22	52	1
3/13/05	52	29	23	46	2
1/16/05	50	30	21	47	3
12/19/04	51	27	23	46	4
10/3/04 LV	53	32	22	42	4
9/26/04 RV	54	36	18	42	4
9/8/04 RV	57	36	22	40	3
8/29/04 RV	54	33	20	42	4
7/25/04	51	32	19	45	3
6/20/04	51	28	23	46	2
5/23/04	54	30	24	43	3
4/18/04	57	33	24	40	3
3/7/04	57	29	29	40	3
2/11/04	58	32	26	38	4
1/18/04	59	34	25	38	3
12/21/03	62	34	29	34	4
7/10/03*	62	33	29	35	3

*"did or did not"

11. Do you think the number of U.S. military forces in Iraq should be (increased), (decreased), or kept about the same?

	Increased	Decreased	Kept about the same	No opinion
6/1/07	19	55	23	3
12/11/06	17	52	27	1
10/8/06	18	51	28	3
8/6/06	17	53	27	3
5/15/06	15	54	27	4
4/9/06	13	54	31	2
3/5/06	11	52	34	3
12/18/05	9	52	36	3
11/2/05	15	47	36	3

8/28/05	21	41	35	4
6/26/05	16	38	44	2
3/13/05	15	44	36	4

12. (IF DECREASED, Q11) Should all U.S. forces in Iraq be withdrawn immediately, or should they be decreased, but not all withdrawn immediately?

	Withdrawn immediately	Decreased but not withdrawn immediately	No opinion
6/1/07	27	72	1
12/11/06	28	70	1
10/8/06	37	63	*
8/6/06	33	66	1
5/15/06	31	68	1
4/9/06	28	72	1
3/5/06	33	67	*
12/18/05	23	77	0
11/2/05	38	61	*
8/28/05	33	66	1
6/26/05	34	66	1
3/13/05	27	72	1

11/12 NET:

	Increased	NET	All/immed.	Decreased Not all/not immed.	DK	Kept about the same	No op.
6/1/07	19	55	15	40	x	23	3
12/11/06	17	52	15	36	1	27	4
10/8/06	18	51	19	32	*	28	3
8/6/06	17	53	18	35	*	27	3
5/15/06	15	54	17	37	*	27	4
4/9/06	13	54	15	39	1	31	2
3/5/06	11	52	17	35	*	34	3
12/18/05	9	52	12	40	*	36	3
11/2/05	15	47	18	29	*	36	3
8/28/05	21	41	13	27	*	35	4
6/26/05	16	38	13	25	*	44	2
3/13/05	15	44	12	31	1	37	4

12a. (IF DECREASED BUT NOT WITHDRAWN IMMEDIATELY, Q12) When do you think all U.S. forces should be withdrawn from Iraq - later this year, sometime next year, or can't you put a time on it at this point?

	Later this year	Sometime next year	Can't put a time on it	Later than 2008 (vol.)	No opinion
6/1/07	31	26	42	1	*

13. Do you think the United States is or is not making significant progress toward restoring civil order in Iraq?

	Is making significant progress	Is not making significant progress	No opinion
6/1/07	32	64	4
12/11/06	31	66	3
6/25/06	48	49	2
3/5/06	43	56	2
12/18/05	60	37	2
11/2/05	44	55	2
8/28/05	48	50	2
6/26/05	48	51	1

12/19/04	44	49	7
6/20/04	51	48	1

14. As you may know Bush has sent approximately 28 thousand additional U.S. military forces to try to restore civil order in parts of Iraq. Do you think this increase of U.S. forces will or will not improve the security situation there over the next few months?

	Will	Will not	No opinion
6/1/07	39	58	3

15. Do you think (the United States must win the war in Iraq in order for the broader war on terrorism to be a success), or do you think (the war on terrorism can be a success without the United States winning the war in Iraq?)

	US must win war in Iraq for success	Can be a success without US winning war in Iraq	No opinion
6/1/07	37	56	7
4/15/07	37	57	6
1/10/07	45	47	8

16. What do you think would do more to increase the risk of a terrorist attack occurring here in the United States - (withdrawing from Iraq), or (remaining in Iraq) - or is the risk of terrorism about the same either way?

	Withdrawing	Remaining	Same either way	No opinion
6/1/07	23	14	62	1

17. Overall, do you feel that you can or cannot trust the Bush administration to honestly and accurately report intelligence about security threats facing the United States?

	Can	Cannot	No opinion
6/1/07	38	60	2

Compare to:

Overall, do you feel that you can or cannot trust the Bush administration to honestly and accurately report intelligence about possible threats from other countries?

	Can	Cannot	No opinion
2/25/07	35	63	2

18. Suppose the United States withdraws from Iraq before civil order is restored there. Do you think (ITEM) would be very likely, somewhat likely, somewhat unlikely or very unlikely?

6/1/07 - Summary Table

	-----Likely-----			----Unlikely----			Already	No
	NET	Very	Smwt.	NET	Smwt.	Very	(vol.)	op.
a. A full-scale civil war in Iraq	75	41	34	18	11	6	4	3
b. Parts of Iraq becoming a base of operations for terrorists targeting the US	72	39	34	22	15	7	3	3
c. Iran taking control of								

parts of Iraq 72 33 39 21 12 9 1 7

19-24 Previously released.

25-26 Held for release.

27-47 Previously released.

END