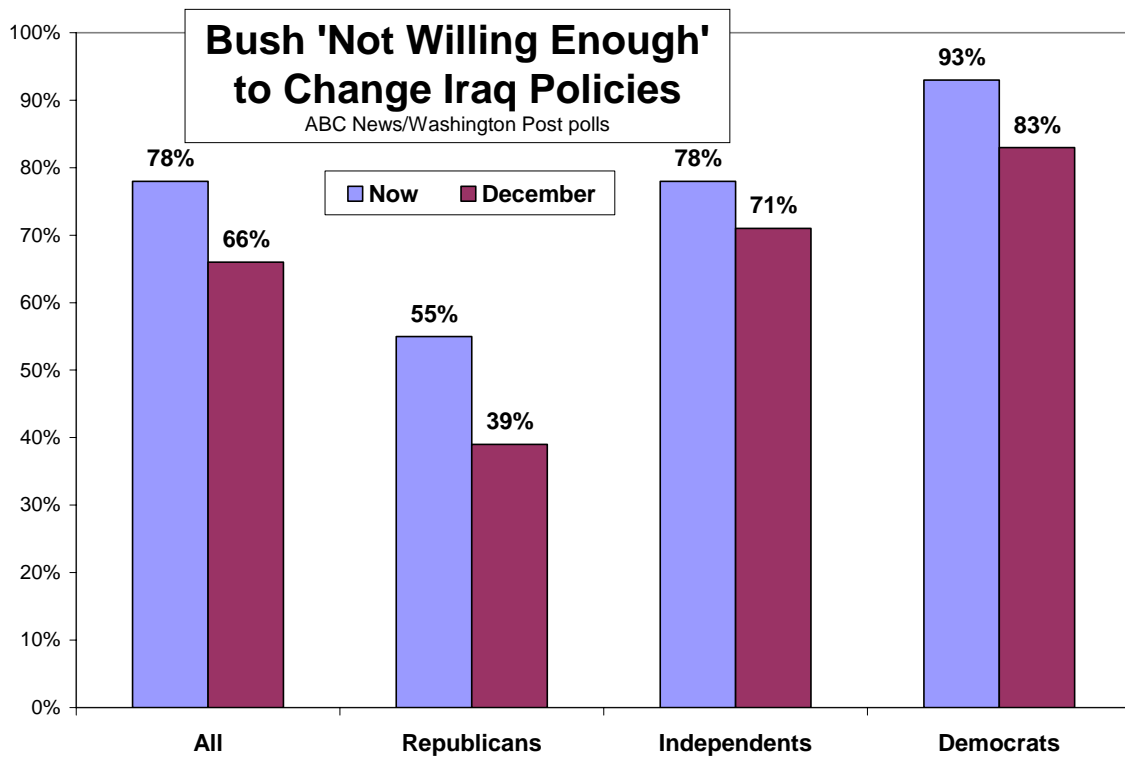


## **Bush Seen as Unwilling to Change Course; Most Would Shift War Control to Congress**

George W. Bush faces growing disenchantment in his own party on the war in Iraq, with most Republicans – his customarily loyal base – now saying he’s not willing enough to change his war policies. Discontent runs so deep that six in 10 Americans would shift control of the war to Congress.

Overall, an overwhelming 78 percent of Americans in this ABC News/Washington Post poll say Bush is not willing enough to change his stance on the war, up from 66 percent last December. The biggest movement is among Republicans; 55 percent say the president is not willing enough to alter his Iraq polices, up 16 points.

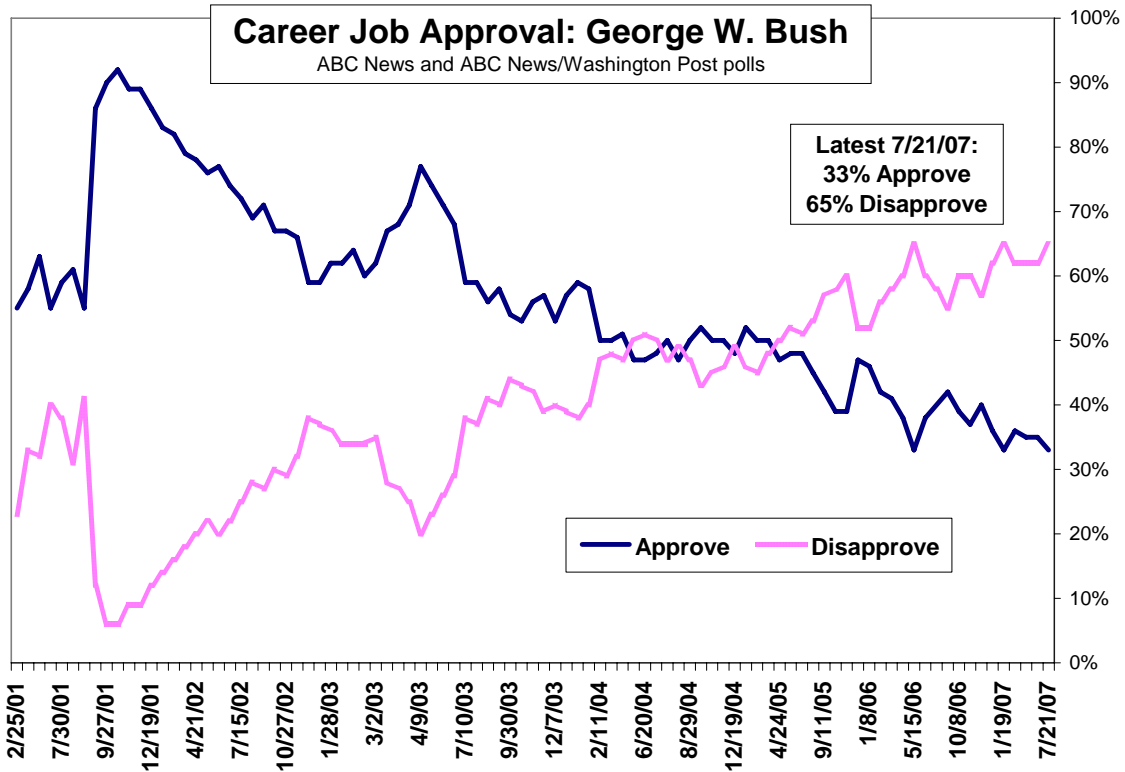


What to do about Iraq remains vexing; public support for a withdrawal deadline collapses in the face of pushback on the prospect of all-out civil war or an al Qaeda stronghold. But neither is the status quo acceptable in a war that 63 percent say was not worth fighting.

Just 22 percent think the “surge” of U.S. forces is improving security, and 64 percent think it will not succeed in the next few months. Congressional Democrats, while also

damaged by discontent with the war, lead Bush by 55-32 percent in trust to handle it. Thus the public by 2-1 says Congress, not the president, should have final say on when the troops come home.

As befits a president in an unpopular war, just 33 percent now approve of Bush’s job performance overall, matching his career low. Sixty-five percent disapprove – a number surpassed only by Richard Nixon in the summer of 1974, albeit matched by Harry Truman and approached by Bush’s father. Fifty-two percent “strongly” disapprove of Bush’s work, a new high for this president.

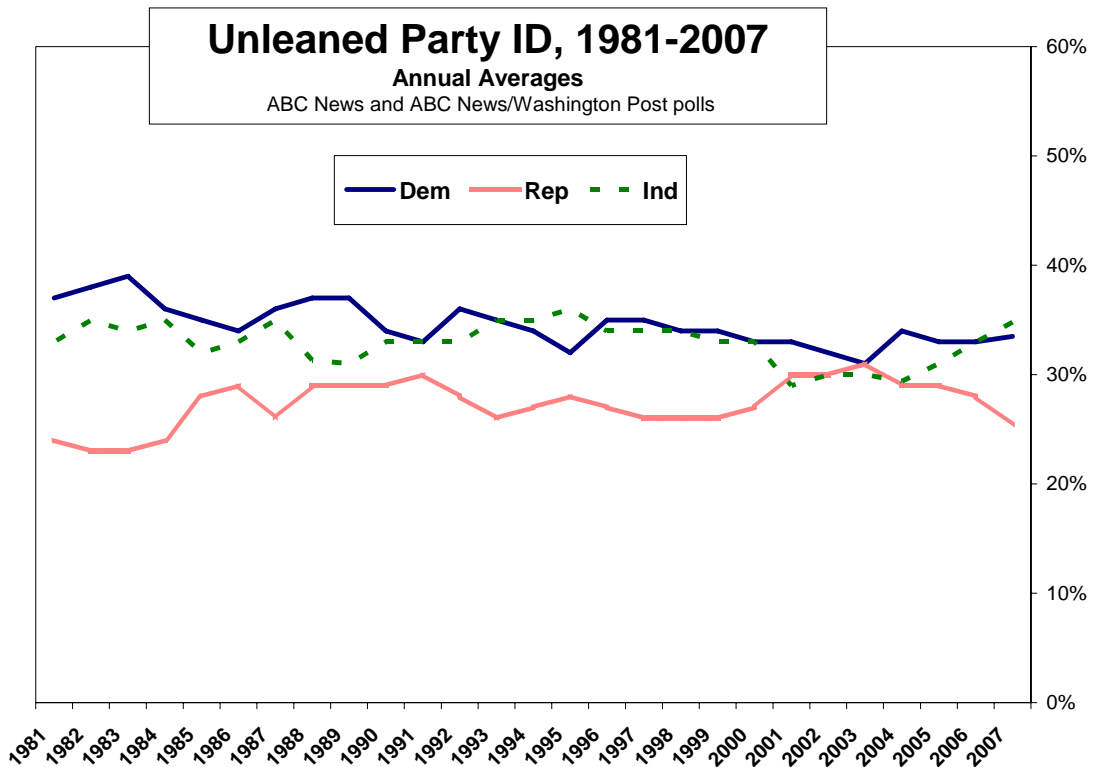


President	Disapproval: Career Highs (%)
Nixon	66%
G.W. Bush	65
Truman	65
G.H.W. Bush	64
Carter	59
Reagan	54
Johnson	52
Clinton	51
Ford	46
Eisenhower	36
Kennedy	30

Carter and previous: Gallup

PARTY – Bush’s difficulty extends to his party. Just 23 percent of Americans in this survey identify themselves as Republicans. Aside from an identical reading in April, that’s the fewest in any ABC/Post poll in seven years.

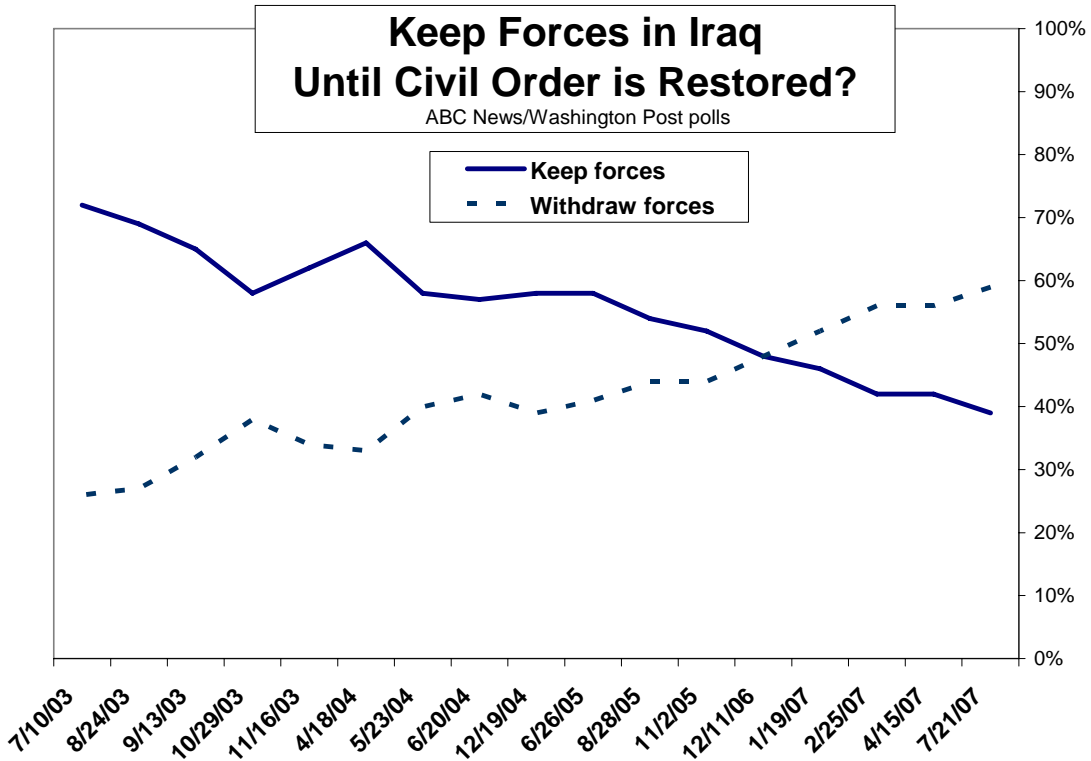
In annual averages since 1981, the number of self-identified Republicans had been gradually rising, and the number of Democrats falling, until, in 2003, they reached parity. Since then – the year the United States invaded Iraq – the trend has reversed. Republican self-identification is down; independents, in particular, are up.



WITHDRAWAL – In terms of what to do in Iraq, at least on the fundamental question of withdrawal, options are thorny. While 55 percent support a deadline to withdraw forces by next spring, that drops sharply, to only about a third, if it would raise the odds of a full-scale civil war or an al Qaeda stronghold in Iraq – precisely Bush’s pushback.

Support setting a deadline for withdrawal	55%
...if it increases chances of full-scale civil war	36%
...if it increases chances of al Qaeda bases	33%

Still, concern about negative consequences of withdrawing is countered by a clear desire to get out of Iraq. Setting aside the debate about a deadline and the odds of all-out civil war, 59 percent of Americans favor withdrawing at some point even if civil order has not been restored in Iraq – a new high, and a number that shifted to a majority only this year.



Relatively few favor immediate withdrawal of all U.S. forces from Iraq – 20 percent, though that is up slightly, by five points, from last month. Nearly as many, 16 percent, would increase the number of forces.

**POLICY** – While Americans are torn on when and how to get out of Iraq, there are policy proposals that win broad support. Seventy-four percent favor switching from a combat mission to a training role in support of Iraqi military forces. Two-thirds support cutting aid to the Iraqi government if it fails to make political and military progress. And as many back new troop rotation rules that would reduce the deployment of U.S. forces.

Those first two – changing to a training role and making aid dependent on performance – also were broadly popular (indeed a bit more so than now) when proposed by the Iraq Study Group in December.

In a sign of dim hopes for Iraq, while most support making Iraqi aid contingent on progress by its government, few expect to see that progress occur. Sixty-two percent say they are not confident in the Iraqi government’s ability to meet its commitments in the effort to restore civil order.

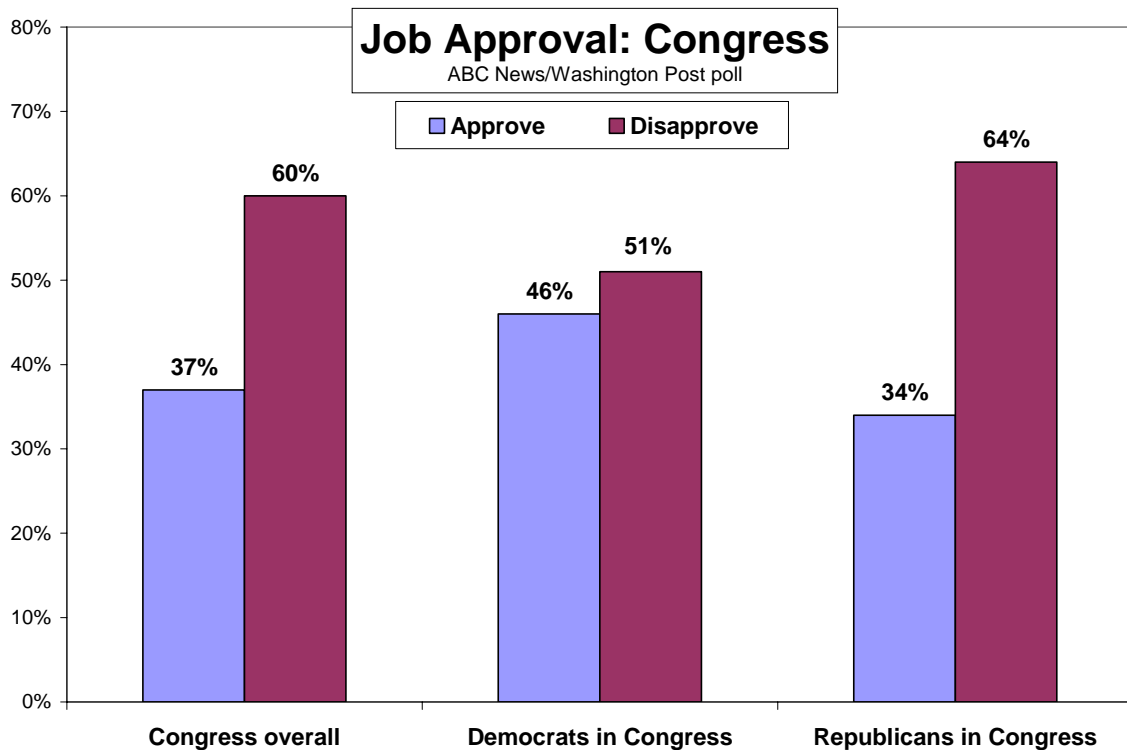
**CONGRESS** – It was the public’s unhappiness with the war that led to the Democrats’ takeover of Congress; now, with no clear solution in sight, the Democrats are feeling some of the public’s ire as well.

Sixty-three percent of Americans disapprove of how the Democrats in Congress are handling the war in Iraq – nearly as many as the 68 percent who disapprove of how Bush is handling it. In a spillover view, 60 percent also disapprove of how the Democrats are handling the U.S. campaign against terrorism, up 13 points from April.

Forty-nine percent of Americans say the Democrats have done too little to try to get Bush to change his Iraq policies. This sentiment spikes in the party itself; among Democrats, 61 percent say their party hasn't done enough to try to move Bush on Iraq.

Disapproval of Congress overall – not specifically the Democrats – has gained 10 points this year, from 50 percent in January to 60 percent now.

Still, the Democrats are in far better shape than their counterparts. While 51 percent disapprove of how the Democrats in Congress are handling their jobs, that jumps to 64 percent disapproval of the Republicans. And it's the Republicans' disapproval that's risen most recently – by six points since June.



As Bush's fate goes, so goes not only his party's, but (roughly) his vice president's: Just 34 percent approve of how Dick Cheney is handling his job, while 59 percent disapprove. Cheney, though, does not generate the intensity of disapproval that Bush does – 41 percent disapprove strongly, compared with Bush's 52 percent strong disapproval.

OTHER ISSUES – While the war in Iraq is the 800-pound gorilla in public attitudes about Bush, he’s hurting on other fronts as well. Fifty-six percent, a record high, disapprove of how he’s handling the broader U.S. campaign against terrorism – once the cornerstone of his presidency, and the issue that cemented his re-election in 2004.

Moreover, perhaps linked to his pardon of Scooter Libby, a record 65 percent disapprove of how Bush is handling ethics in government, up eight points since April.

PARTISANSHIP – Partisanship remains rife. While a majority of Republicans say Bush is not willing enough to change his war policies, most stick with him otherwise. Seventy-seven percent of Republicans approve of his job performance overall, 73 percent approve of his work specifically on Iraq (though fewer than half strongly approve), and 65 percent say Bush – not Congress – should have final say on when the troops are withdrawn.

On each of these, Democrats are diametrically opposed, and independents side heavily with the Democrats

	Republicans	Independents	Democrats
Approve of Bush overall	77%	29	9
Approve of Bush on Iraq	73	28	7
Final say on troops: Bush	65	32	9

FAMILY/FRIENDS – A final result shows the extent to which the Iraq war has touched American families. Forty-four percent in this survey say they, or a close personal friend or family member, has served in the U.S. military in Iraq since the war began.

There are some attitudinal differences among people with this personal connection to the war. While 57 percent say the war was not worth fighting, that compares to 69 percent of other Americans. Sixty-one percent disapprove of how Bush is handling it, compared with 75 percent among other Americans.

But – closer to others’ views – 76 percent of those with a friend or family member who’s served say Bush has not been willing enough to change his war policies. And 60 percent say Congress, not the president, should have final say on bringing the troops home.

METHODOLOGY – This ABC News/Washington Post poll was conducted by telephone July 18-21, 2007, among a random national sample of 1,125 adults. Additional interviews were conducted with an oversample of randomly selected African-Americans for a total of 210 black respondents. The results have a three-point error margin. Sampling, data collection and tabulation by TNS of Horsham, Pa.

Analysis by Gary Langer.

ABC News polls can be found at ABCNEWS.com at <http://abcnews.com/pollvault.html>.

Media contact: Cathie Levine, (212) 456-4934.

Full results follow (\*= less than 0.5 percent).

1. Do you approve or disapprove of the way George W. Bush is handling his job as president? Do you approve/disapprove strongly or somewhat?

	----- Approve -----			----- Disapprove -----			No opinion
	NET	Strongly	Somewhat	NET	Somewhat	Strongly	
7/21/07	33	16	17	65	13	52	2
6/1/07	35	17	18	62	16	46	3
4/15/07	35	17	18	62	14	49	2
2/25/07	36	19	17	62	12	49	2
1/19/07	33	17	16	65	14	51	2
12/11/06	36	18	18	62	13	49	2
11/4/06	40	24	16	57	12	46	2
10/22/06	37	21	16	60	15	45	3
10/8/06	39	23	16	60	12	48	1
9/7/06	42	24	18	55	12	43	3
8/6/06	40	23	17	58	12	46	2
6/25/06	38	20	18	60	12	48	2
5/15/06	33	17	16	65	18	47	2
4/9/06	38	20	18	60	13	47	1
3/5/06	41	24	17	58	14	44	1
1/26/06	42	25	18	56	14	42	2
1/8/06	46	29	17	52	13	39	2
12/18/05	47	29	17	52	12	40	1
11/2/05	39	20	18	60	13	47	1
10/29/05	39	22	17	58	13	45	3
9/11/05	42	27	15	57	12	45	1
8/28/05	45	27	18	53	12	41	2
6/26/05	48	27	21	51	11	40	1
6/5/05	48	27	21	52	14	38	1
4/24/05	47	25	22	50	13	38	3
3/13/05	50	31	19	48	11	37	3
1/31/05	50	34	15	45	11	34	5
1/16/05	52	33	19	46	11	35	2
12/19/04	48	27	21	49	12	38	2
10/20/04	50	30	20	46	11	35	4
10/17/04 LV	54	35	19	45	9	36	2
10/16/04 LV	54	35	19	44	10	34	2
10/15/04 LV	54	35	19	44	10	34	2
10/3/04 LV	53	36	17	46	11	34	1
9/26/04	50	33	18	45	13	32	5
9/8/04	52	35	17	43	11	32	5
8/29/04	50	31	19	47	13	34	3
8/1/04	47	28	18	49	13	36	5
7/25/04	50	32	19	47	13	34	3
7/11/04	48	31	17	50	11	39	2
6/20/04	47	30	17	51	13	39	1
5/23/04	47	31	17	50	14	36	3
4/18/04	51	33	18	47	13	34	1
3/7/04	50	32	18	48	12	36	2
2/11/04	50	30	21	47	14	34	2
1/18/04	58	35	24	40	9	30	2
12/21/03	59	39	21	38	15	23	3
12/14/03	57	37	20	39	10	29	5
12/7/03	53	32	21	40	13	27	7
11/16/03	57	34	23	39	11	28	4
10/29/03	56	30	26	42	13	29	2
10/13/03	53	33	20	43	13	29	4
9/30/03	54	34	20	44	15	29	2
9/13/03	58	35	23	40	14	27	2

9/7/03	56	34	22	41	13	28	4
8/11/03	59	37	22	37	14	23	4
7/10/03	59	35	24	38	13	25	3
6/22/03	68	45	23	29	11	18	4
4/30/03	71	50	22	26	17	9	3
4/16/03	74	52	22	23	9	14	3
4/9/03	77	58	19	20	6	14	4
4/3/03	71	54	16	25	7	19	4
3/23/03	68	NA	NA	27	NA	NA	4
3/20/03	67	NA	NA	28	NA	NA	5
3/2/03	62	38	23	35	13	22	4
2/23/03	60	NA	NA	34	NA	NA	6
2/9/03	64	42	21	34	14	20	3
2/1/03	62	41	21	34	13	22	4
1/28/03	62	43	19	36	13	23	2
1/27/03	59	39	21	37	15	22	4
1/20/03	59	36	23	38	16	22	2
12/15/02	66	37	28	32	12	20	2
11/4/02 LV	67	45	23	31	12	20	1
11/3/02 LV	67	45	22	32	12	20	1
11/2/02 LV	67	47	20	32	9	23	1
10/27/02	67	39	28	29	13	16	4
9/26/02	67	42	25	30	12	18	3
9/8/02	71	42	28	27	12	15	3
7/28/02	69	39	31	28	14	14	3
7/15/02	72	42	31	25	12	13	2
6/17/02	74	42	32	22	9	13	4
6/9/02	77	41	36	20	9	11	3
5/19/02	76	48	28	22	8	13	3
4/21/02	78	47	31	20	9	10	2
3/28/02	79	49	30	18	8	10	3
3/10/02	82	52	30	16	9	7	2
1/27/02	83	56	27	14	7	7	3
12/19/01	86	64	22	12	6	6	2
11/27/01	89	69	21	9	4	5	1
11/6/01	89	65	24	9	5	4	2
10/9/01	92	76	16	6	3	3	1
9/27/01	90	70	20	6	3	3	4
9/13/01	86	63	23	12	5	6	2
9/9/01	55	26	29	41	20	22	3
8/12/01	61	28	33	31	14	17	8
7/30/01	59	28	30	38	17	22	3
6/3/01	55	27	28	40	18	22	6
4/22/01	63	33	30	32	16	16	5
3/25/01	58	NA	NA	33	NA	NA	8
2/25/01	55	NA	NA	23	NA	NA	22

2. Do you approve or disapprove of the way Bush is handling (ITEM)?

7/21/07 - Summary Table\*

	Approve	Disapprove	No opinion
a. The situation in Iraq	31	68	1
b. The US campaign against terrorism	43	56	2
c. Ethics in government	31	65	4

\*Item a asked of all; b asked of half sample, c asked of other half.

Trend:

a. The situation in Iraq

----- Approve -----			----- Disapprove -----			No
NET	Strongly	Somewhat	NET	Somewhat	Strongly	opinion



7/21/07	31	17	14	68	11	58	1
6/1/07	31	17	14	67	11	56	1
4/15/07	29	17	13	70	11	59	*
2/25/07	31	17	14	67	13	55	1
1/19/07	29	16	13	70	13	57	1
1/10/07	34	21	13	64	14	50	2
12/11/06	28	12	16	70	13	57	2
10/8/06	35	21	14	64	10	54	1
9/7/06	41	25	16	57	10	47	2
8/6/06	36	21	15	62	10	52	2
6/25/06	37	21	17	62	11	52	*
5/15/06	32	19	13	66	13	53	1
4/9/06	37	21	16	62	11	51	1
3/5/06	40	23	17	59	12	47	*
1/26/06	39	24	15	60	10	50	1
12/18/05	46	31	15	53	10	43	1
11/2/05	36	20	15	64	13	51	1
9/11/05	38	NA	NA	62	NA	NA	1
8/28/05	42	28	14	57	11	46	1
6/26/05	43	25	18	56	12	44	1
6/5/05	41	NA	NA	58	NA	NA	1
4/24/05	42			56			2
3/13/05	39			57			4
1/16/05	40			58			2
12/19/04	42			57			1
9/26/04 RV	47			50			3
8/29/04 RV	47			51			2
7/25/04	45			53			2
6/20/04	44			55			2
5/23/04	40			58			2
4/18/04	45			54			1
3/7/04	46			53			1
2/11/04	47			52			1
1/18/04	55			42			2
12/21/03	60			39			2
12/14/03	58			38			4
11/16/03	48			48			4
10/29/03	47			51			2
10/13/03	51			47			2
9/29/03	50			47			3
9/13/03	52			46			2
9/7/03	49			47			4
8/24/03	56			37			7
8/11/03	56			41			3
7/10/03	58			41			2
6/22/03	67			30			2
4/30/03	75	"	"	22	"	"	2
3/27/03*	69			26			5
3/23/03	71			26			3
3/20/03	65			29			5
3/17/03	64			29			7
3/9/03	55			38			8
2/23/03	55			39			6
2/9/03	61			37			2
2/5/03	61			32			7
2/1/03	61			35			3
1/28/03	58			38			4
1/27/03	57			40			3
1/20/03	50			46			4
12/15/02	58			37			5
11/4/02 LV	56			40			4
11/3/02 LV	57			40			4
11/2/02 LV	56			41			3

10/27/02	57			38		5
9/26/02	58			39		3
9/14/02	65			31		4
8/29/02	52	"	"	36	"	12
*3/27/03 and previous: "The situation with Iraq and Saddam Hussein"						

b. The US campaign against terrorism

	Approve	Disapprove	No opinion
7/21/07	43	56	2
6/1/07	44	52	4
4/15/07	44	53	3
2/25/07	46	52	1
1/19/07	46	52	2
12/11/06	46	52	2
10/8/06*	45	53	1
9/7/06	53	45	2
8/6/06	47	50	2
6/25/06	51	47	2
5/15/06	53	43	4
4/9/06	50	49	1
3/5/06	52	46	2
1/26/06	52	45	2
1/8/06	53	45	2
12/18/05	56	44	1
11/2/05	48	51	1
9/11/05	50	47	3
8/28/05	56	43	2
6/5/05	50	49	1
4/24/05	56	41	3
3/13/05	59	38	3
1/16/05	61	38	2
12/19/04	53	43	3
9/26/04 RV	59	38	3
8/29/04 RV	60	37	3
7/25/04	57	40	4
6/20/04	50	48	2
5/23/04	58	39	4
4/18/04	63	35	2
3/7/04	63	34	3
2/11/04	64	34	2
1/18/04	66	33	2
12/21/03	70	28	2
10/29/03	63	35	2
10/13/03	66	30	4
9/13/03	70	27	3
9/7/03	67	28	5
4/30/03	79	19	2
2/9/03	74	23	4
2/1/03	75	21	3
1/27/03	72	26	2
1/20/03	71	25	4
12/15/02	79	20	1
11/4/02 LV	76	22	1
11/3/02 LV	77	22	3
11/2/02 LV	78	21	2
10/27/02	74	23	4
9/26/02	70	28	2
9/8/02	74	24	2
7/28/02	81	17	2
7/15/02	83	15	2
5/19/02	79	19	3
4/21/02	81	18	2

3/10/02	88	10	2
1/27/02	88	10	2
12/19/01	89	9	2
10/15/01	92	5	3

\* Strongly/somewhat follow asked 10/8/06 and others

c. Ethics in government

	Approve	Disapprove	No opinion
7/21/07	31	65	4
4/15/07	38	57	5
12/11/06	39	56	5
5/15/06	39	54	7
3/5/06	40	54	6
1/26/06	42	56	2
1/8/06	45	52	3
12/18/05	48	49	3

3. Do you approve or disapprove of the way Dick Cheney is handling his job as vice president? Do you approve/disapprove strongly or somewhat?

	----- Approve -----			----- Disapprove -----			No
	NET	Strongly	Somewhat	NET	Somewhat	Strongly	opinion
7/21/07	34	12	23	59	18	41	7
4/22/01	64	NA	NA	19	NA	NA	17

4. Do you approve or disapprove of the way the U.S. Congress is doing its job?

	Approve	Disapprove	No opinion
7/21/07	37	60	4
6/1/07	39	53	8
4/15/07*	44	54	3
2/25/07	41	54	5
1/19/07	43	50	8
12/11/06	37	57	6
11/4/06 RV	36	60	4
10/22/06	31	65	4
10/8/06	32	66	2
9/7/06	40	55	5
8/6/06	36	60	4
5/15/06	33	63	4
4/9/06	35	62	3
3/5/06	36	62	3
1/26/06	43	53	4
1/8/06	41	55	5
12/18/05	43	53	4
11/2/05	37	59	4
8/28/05	37	59	4
6/5/05	41	54	4
10/29/03	40	52	9
4/30/03	57	37	6
9/26/02	51	43	6
7/15/02	57	36	7
2/21/02	57	39	4
1/27/02	58	35	7
12/19/01	59	34	7
9/9/01	45	48	7
7/30/01	48	48	4
4/22/01	58	33	8
10/31/99	42	53	6
9/2/99	46	47	7

6/6/99	48	46	6
3/14/99	44	49	7
2/14/99	46	50	4
12/20/98	44	51	5
12/19/98	45	50	5
12/13/98	49	46	5
11/7/98	41	55	4
11/1/98	49	47	5
10/25/98	45	44	11
10/18/98	46	45	8
9/28/98	52	44	4
8/21/98	55	39	6
7/12/98	46	44	11
5/12/98	45	45	9
4/4/98	47	45	8
1/31/98	55	35	10
1/30/98	55	35	10
1/25/98	56	37	8
1/24/98	55	38	7
1/19/98	47	49	5
10/13/97	36	57	7
8/27/97	39	54	7
7/8/97	40	53	6
4/24/97	40	53	7
3/9/97	35	60	5
8/5/96	42	52	7
6/30/96	35	58	7
5/22/96	35	60	5
3/10/96	30	64	6
1/7/96	31	65	5
11/19/95	27	68	5
10/1/95	32	65	3
7/17/95	34	63	3
3/19/95	39	56	5
1/29/95	42	52	6
10/31/94	21	72	8
10/23/94	18	78	4
9/11/94	24	70	5
6/26/94	34	61	5
3/27/94	35	62	3
2/27/94	32	64	4
1/23/94	29	60	11
11/14/93	28	66	6
8/8/93	33	64	3
4/26/93	30	69	2
1/17/93	29	66	6
4/9/92	17	78	5
3/18/92	19	76	5
3/8/92	22	73	6
2/2/92	32	64	4
12/15/91	35	59	6
10/21/91	45	50	5
6/2/91	49	46	5
10/14/90	34	63	3
2/4/90	41	55	4
1/16/90	39	55	6
8/21/89	42	53	5
5/23/89	54	44	2
2/14/89	53	44	3
1/23/88**	43	53	4
6/1/87	56	40	4
6/22/85	54	37	9
5/83	33	43	24

6/81	38	40	22
6/79	19	61	20
9/78	29	49	22
6/77	34	42	24
6/75	29	54	17
8/74	48	35	17

\* Strongly/somewhat follow asked 4/15/07 and others  
 \*\*1/23/88 and previous: Gallup

5. Do you approve or disapprove of the way (ITEM) are doing their job?

7/21/07 Summary Table

	Approve	Disapprove	No opinion
a. the Republicans in Congress	34	64	2
b. the Democrats in Congress	46	51	2

Trend:

a. the Republicans in Congress

	Approve	Disapprove	No opinion
7/21/07	34	64	2
6/1/07	36	58	6
4/15/07	39	59	2
10/8/06	35	63	2
5/15/06	33	64	3
11/2/05	35	61	4
6/5/05	42	56	2
6/6/99	41	52	7
3/14/99	40	56	4
7/8/97	40	54	6
9/15/96 RV	46	48	6
6/30/96	38	56	6
4/5/95	45	50	5
10/31/94	33	59	7
10/23/94	31	64	5
9/11/94	35	59	6

b. the Democrats in Congress

	Approve	Disapprove	No opinion
7/21/07	46	51	2
6/1/07	44	49	6
4/15/07	54	44	2
10/8/06	48	50	3
5/15/06	39	58	4
11/2/05	41	54	5
6/5/05	42	56	3
6/6/99	51	42	7
3/14/99	51	42	7
7/8/97	45	49	6
4/5/95	36	60	4
10/31/94	39	53	8
10/23/94	36	59	5
9/11/94	41	53	6

6. For each item I name, please tell me whether you approve or disapprove of the way the Democrats in Congress are handling that issue.

7/21/07 - Summary Table\*

	Approve	Disapprove	No opinion
a. The situation in Iraq	35	63	2
b. The US campaign against terrorism	37	60	3
c. Ethics in government	46	48	5

\*Full sample asked item a, half sample asked item b, other half sample asked item c.

Trend:

a. The situation in Iraq

	----- Approve -----			----- Disapprove -----			No opinion
	NET	Strongly	Somewhat	NET	Somewhat	Strongly	opinion
7/21/07	35	14	21	63	20	42	2
4/15/07	37	NA	NA	62	NA	NA	1

b. The US campaign against terrorism

	Approve	Disapprove	No opinion
7/21/07	37	60	3
4/15/07	51	47	2

c. Ethics in government

	Approve	Disapprove	No opinion
7/21/07	46	48	5
4/15/07	45	50	5

7. Who do you trust to do a better job handling the situation in Iraq, (Bush) or (the Democrats in Congress)?

	Bush	Dems	Both (vol.)	Neither (vol.)	No opinion
7/21/07	32	55	1	11	1
6/1/07	35	51	2	10	3
4/15/07	33	58	1	7	1
2/25/07	34	54	*	9	2
1/19/07	33	60	1	4	2
1/10/07	36	47	1	12	4
12/11/06	32	56	1	7	3
1/18/04	56	36	1	4	3
4/30/03	72	20	2	3	3

8. All in all, considering the costs to the United States versus the benefits to the United States, do you think the war with Iraq was worth fighting, or not? Do you feel that way strongly or somewhat?

	----- Worth fighting -----			--- Not worth fighting ---			No opinion
	NET	Strongly	Somewhat	NET	Somewhat	Strongly	opinion
7/21/07	36	25	12	63	10	53	1
6/1/07	37	24	12	61	12	50	2
4/15/07	33	22	11	66	12	54	1
2/25/07	34	22	12	64	13	51	2
1/10/07	40	28	12	58	11	47	2
12/11/06	36	25	11	61	12	50	2
11/4/06 RV	44	33	12	53	10	44	2
10/22/06	40	28	12	57	11	47	2
10/8/06	35	25	10	63	13	50	2
9/7/06	42	29	13	56	11	45	2
8/6/06	39	29	10	59	12	47	1
6/25/06	40	25	15	58	13	45	2

5/15/06	37	24	14	62	12	50	1
4/9/06	41	30	11	58	10	48	1
3/5/06	42	29	14	57	11	46	1
1/26/06	44	32	12	55	13	42	1
1/8/06	43	30	13	55	12	43	2
12/18/05	46	33	14	52	11	42	1
11/2/05	39	25	13	60	12	48	1
8/28/05	46	33	12	53	9	44	1
6/26/05	46	33	13	53	10	43	1
6/5/05	41	29	12	58	12	46	1
4/24/05	44	31	13	54	12	42	2
3/13/05	45	34	11	53	11	42	2
1/16/05	44	32	12	55	10	45	1
12/19/04	42	31	11	56	10	47	2
10/3/04 LV	49	34	15	48	11	37	3
9/26/04 RV	46	35	12	51	8	42	3
9/8/04 RV	51	38	13	45	10	34	4
8/29/04 RV	48	34	14	50	11	39	2
7/25/04	49	36	13	48	11	37	3
6/20/04	47	32	14	52	13	39	2
5/23/04	48	35	13	50	13	37	1
5/6/04	49	NA	NA	47	NA	NA	5
4/18/04	51			47			2
3/7/04	52			44			3
2/11/04	48			50			2
1/18/04	56			41			3
12/21/03	59			39			2
12/14/03	53			42			5
11/16/03	52			44			4
10/29/03	54			44			2
10/13/03	54			44			2
9/13/03	61			37			2
9/7/03	54			42			4
8/24/03	57			37			5
8/11/03	61			35			4
7/10/03	57			40			3
6/22/03	64			33			3
4/30/03	70	"	"	27	"	"	4
2/2/92*	66	NA	NA	32	NA	NA	2
7/28/91	67			30			3
6/2/91	70			26			3
3/4/91	86	"	"	13	"	"	1

\*2/2/92 and previous: "the Persian Gulf war"; 3/4/91: "this war"

9. Do you think (the United States should keep its military forces in Iraq until civil order is restored there, even if that means continued U.S. military casualties); OR, do you think (the United States should withdraw its military forces from Iraq in order to avoid further U.S. military casualties, even if that means civil order is not restored there)?

	Keep forces	Withdraw forces	No opinion
7/21/07	39	59	3
4/15/07	42	56	2
2/25/07	42	56	2
1/19/07	46	52	3
12/11/06	48	48	4
11/2/05	52	44	4
8/28/05	54	44	2
6/26/05	58	41	2
12/19/04	58	39	3
6/20/04	57	42	1
5/23/04	58	40	2

4/18/04	66	33	1
11/16/03	62	34	4
10/29/03	58	38	3
9/13/03	65	32	3
8/24/03	69	27	4
7/10/03	72	26	2

10. As you may know Bush has sent approximately 28 thousand additional U.S. military forces to try to restore civil order in parts of Iraq. Do you think this increase in U.S. forces has made the situation in Iraq better, worse, or hasn't made much difference?

	Better	Worse	Hasn't made much difference	No opinion
7/21/07	22	19	56	3

11. Do you think this increase of U.S. forces will or will not improve the security situation there over the next few months?

	Will	Will not	No opinion
7/21/07	34	64	2
6/1/07	39	58	3

12. Do you think the number of U.S. military forces in Iraq should be (increased), (decreased), or kept about the same?

	Increased	Decreased	Kept about the same	No opinion
7/21/07	16	56	26	2
6/1/07	19	55	23	3
12/11/06	17	52	27	1
10/8/06	18	51	28	3
8/6/06	17	53	27	3
5/15/06	15	54	27	4
4/9/06	13	54	31	2
3/5/06	11	52	34	3
12/18/05	9	52	36	3
11/2/05	15	47	36	3
8/28/05	21	41	35	4
6/26/05	16	38	44	2
3/13/05	15	44	36	4

13. (IF DECREASED, Q12) Should all U.S. forces in Iraq be withdrawn immediately, or should they be decreased, but not all withdrawn immediately?

	Withdrawn immediately	Decreased but not withdrawn immediately	No opinion
7/21/07	36	63	*
6/1/07	27	72	1
12/11/06	28	70	1
10/8/06	37	63	*
8/6/06	33	66	1
5/15/06	31	68	1
4/9/06	28	72	1
3/5/06	33	67	*
12/18/05	23	77	0
11/2/05	38	61	*
8/28/05	33	66	1
6/26/05	34	66	1
3/13/05	27	72	1



12/13 NET:

	Increased	NET	All/immed.	Decreased Not all/not immed.	DK	Kept about the same	No op.
7/21/07	16	56	20	36	*	26	2
6/1/07	19	55	15	40	x	23	3
12/11/06	17	52	15	36	1	27	4
10/8/06	18	51	19	32	*	28	3
8/6/06	17	53	18	35	*	27	3
5/15/06	15	54	17	37	*	27	4
4/9/06	13	54	15	39	1	31	2
3/5/06	11	52	17	35	*	34	3
12/18/05	9	52	12	40	*	36	3
11/2/05	15	47	18	29	*	36	3
8/28/05	21	41	13	27	*	35	4
6/26/05	16	38	13	25	*	44	2
3/13/05	15	44	12	31	1	37	4

14. Do you support or oppose legislation that would set a deadline for withdrawing U.S. combat forces from Iraq by next spring?

	Support	Oppose	No opinion
7/21/07	55	43	2

15. (IF SUPPORT, Q14) What if setting a deadline for U.S. forces to withdraw from Iraq (ITEM)? In that case would you support or oppose setting a deadline?

7/21/07 - Summary Table

	Support	Oppose	No opinion
a. increased the chance of Iraq going into a full-scale civil war	65	32	2
b. increased the chance that Al Qaeda could establish terrorist bases in Iraq	60	38	3

14/15a NET

	NET	Support	Oppose	No op.	Oppose	No op.
7/21/07	55	36	18	1	43	2

14/15b NET

	NET	Support	Oppose	No op.	Oppose	No op.
7/21/07	55	33	21	2	43	2

16. Please tell me if you support or oppose each of the following proposals.

7/21/07 - Summary Table

	Support	Oppose	No opinion
a. Creating new rules on troop training and rest time that would limit the number of troops available for duty in Iraq	65	31	5
b. Changing the primary mission of U.S. forces in Iraq to supporting and training the Iraqi Army, rather than			

directly fighting insurgents	74	21	5
c. Reducing U.S. military and financial support from the Iraqi government if the Iraqis fail to make progress toward national unity and restoring civil order	67	30	3

\*Item a asked of all; b asked of half sample, c asked of other half.

Trend:

a. Creating new rules on troop training and rest time that would limit the number of troops available for duty in Iraq

	Support	Oppose	No opinion
7/21/07	65	31	5
2/25/07*	58	39	4

\* Question intro: "Would you support or oppose Congress trying to block Bush's plan by (ITEM)?"

b. Changing the primary mission of U.S. forces in Iraq to supporting and training the Iraqi Army, rather than directly fighting insurgents

	Support	Oppose	No opinion
7/21/07	74	21	5
12/11/06	79	18	3

c. Reducing U.S. military and financial support from the Iraqi government if the Iraqis fail to make progress toward national unity and restoring civil order

	Support	Oppose	No opinion
7/21/07	67	30	3
12/11/06	74	22	4

17. Who do you think should have final say in deciding when to withdraw U.S. forces from Iraq - (Bush) or (Congress)?

	Bush	Congress	Both equally (vol.)	Military commanders (vol.)	No op.
7/21/07	31	62	2	3	2

18. How confident are you in the ability of the Iraqi government to meet its commitments in the effort to restore civil order in Iraq - very confident, somewhat confident, not so confident, or not confident at all?

	----- Confident -----			----- Not confident -----			No opin.
	NET	Very	Somewhat	NET	Not so	Not at all	
7/21/07	37	4	33	62	32	29	1
1/10/07	41	4	37	57	30	26	3

19. Do you think Bush is or is not willing enough to change his administration's policies in Iraq?

	Is	Is not	Too willing (vol.)	No change needed (vol.)	No opin.
7/21/07	18	78	*	1	3
12/11/06	30	66	*	1	3

20. Do you think the Democrats in Congress have done (too much), (too little), or about the right amount to get Bush to change his Iraq war policy?

	Too much	Too little	About the right amount	No opinion
7/21/07	17	49	31	4

21. Compared to before September 11th 2001, would you say the al Qaeda (al KY-da) terrorist network is (stronger) now, (weaker), or about the same?

	Stronger	Weaker	Same	No opinion
7/21/07	27	26	44	2

22. (IF STRONGER OR SAME, Q21) How much blame, if any, do you think Bush should get for that - a great deal, a good amount, just some or none?

	---Great deal/Good amount---			---- Just some/None ----			No
	NET	Grt.deal	Good amt.	NET	Just some	None	op.
7/21/07	55	37	18	44	25	20	1

NET 21/22

	----- al Qaeda Stronger/Same -----						
	----- Blame Bush -----						
	NET	Grt.deal	Good amt.	Just some	None	Weaker	No opinion
7/21/07	72	26	13	18	14	26	2

23. (IF WEAKER, Q21) How much credit, if any, do you think Bush should get for that - a great deal, a good amount, just some or none?

	---Great deal/Good amount---			---- Just some/None ----			No
	NET	Grt.deal	Good amt.	NET	Just some	None	op.
7/21/07	65	44	21	34	27	7	1

NET 21/23

	----- al Qaeda Weaker -----							
	----- Credit Bush -----							
	Stronger	NET	Grt.deal	Good amt.	Just some	None	Same	No op.
7/21/07	27	26	11	6	7	2	44	2

24-51. Previously released or held for release.

52. Have you or any of your close personal friends or family members served in the U.S. military in Iraq since the war began in March 2003?

	Yes	No	No opin.
7/21/07	44	55	*

53. Held for release.

\*\*\*END\*\*\*