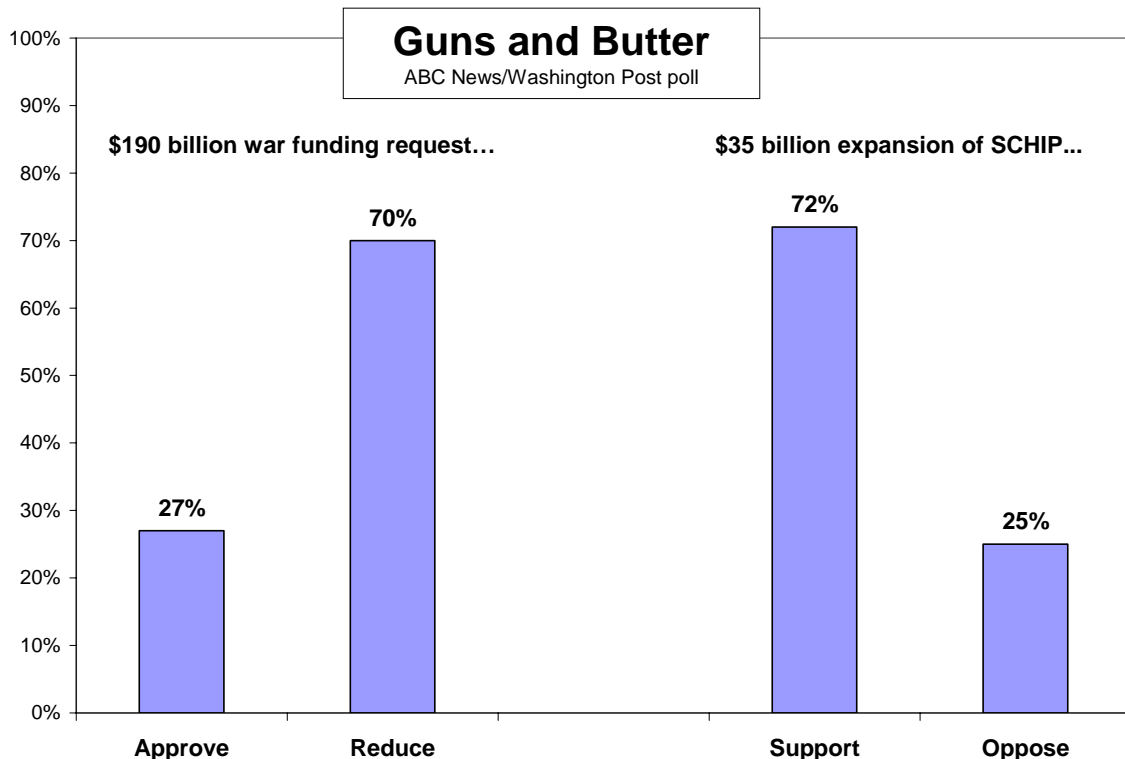


Health Spending Trumps in Guns vs. Butter Debate

Americans overwhelmingly support increased funding for children's health insurance, and just as broadly oppose an additional \$190 billion for the war in Iraq – a guns-and-butter battle that's helping to keep George W. Bush at his career-low job approval rating.

Seventy-two percent in the latest ABC News/Washington Post poll support a \$35 billion increase in the federally funded State Children's Health Insurance Program, rejecting the president's argument that it would expand coverage too broadly. Intensity is against him as well: People who "strongly" support the bill outnumber its strong opponents by 3-1.

While pledging to veto that measure, Bush separately has issued a far less popular funding request, nearly \$190 billion for the fighting and related U.S. activities in Iraq and Afghanistan, about \$40 billion more than previously requested. In this poll 70 percent say the sum should be reduced by Congress, and most of them say it should be cut sharply.



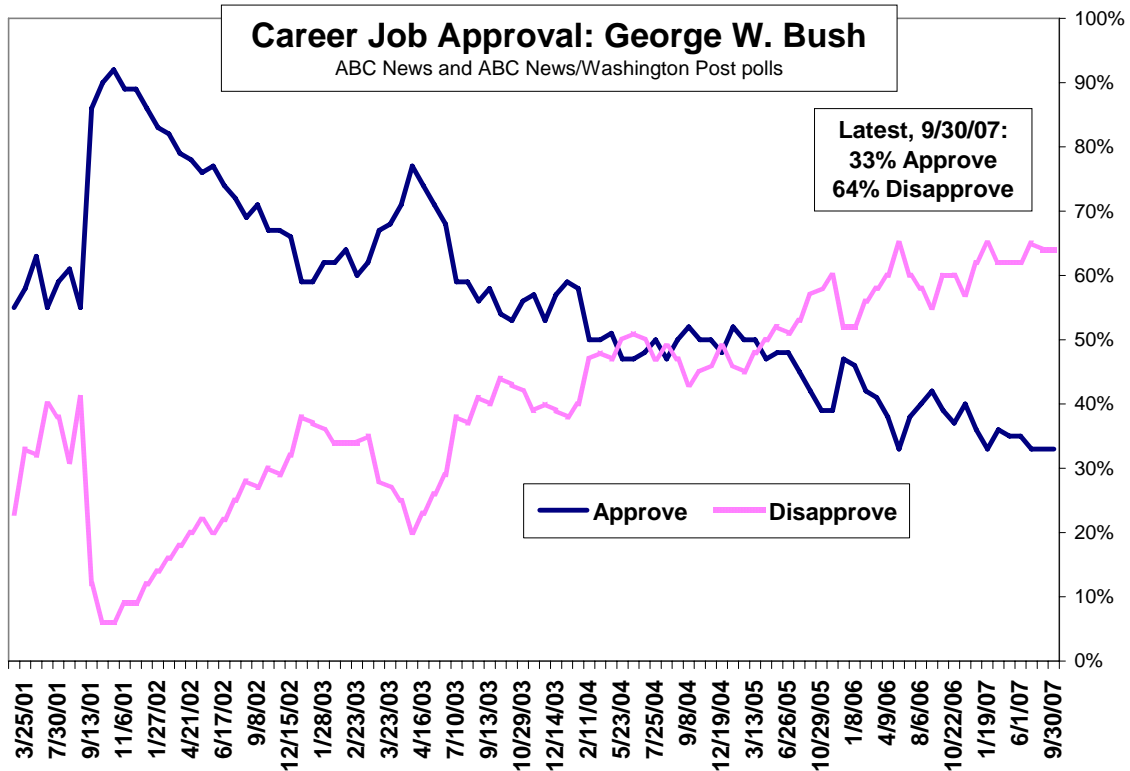
Some of these views cut across the partisanship that marks many political attitudes. Most Republicans and conservatives favor expanding the children's health insurance program.

Meanwhile most conservatives oppose fully funding the \$190 billion war spending request, and a pallid 52 percent of Republicans support the president on it.

	Expanded children's health insurance program		\$190 billion war funding request	
	Support	Oppose	Approve	Reduce
All	72%	25	27%	70
Republicans	61	37	52	46
Independents	69	26	26	69
Democrats	81	17	10	88
Conservatives	61	36	40	56
Moderates	76	21	25	71
Liberals	81	17	16	82

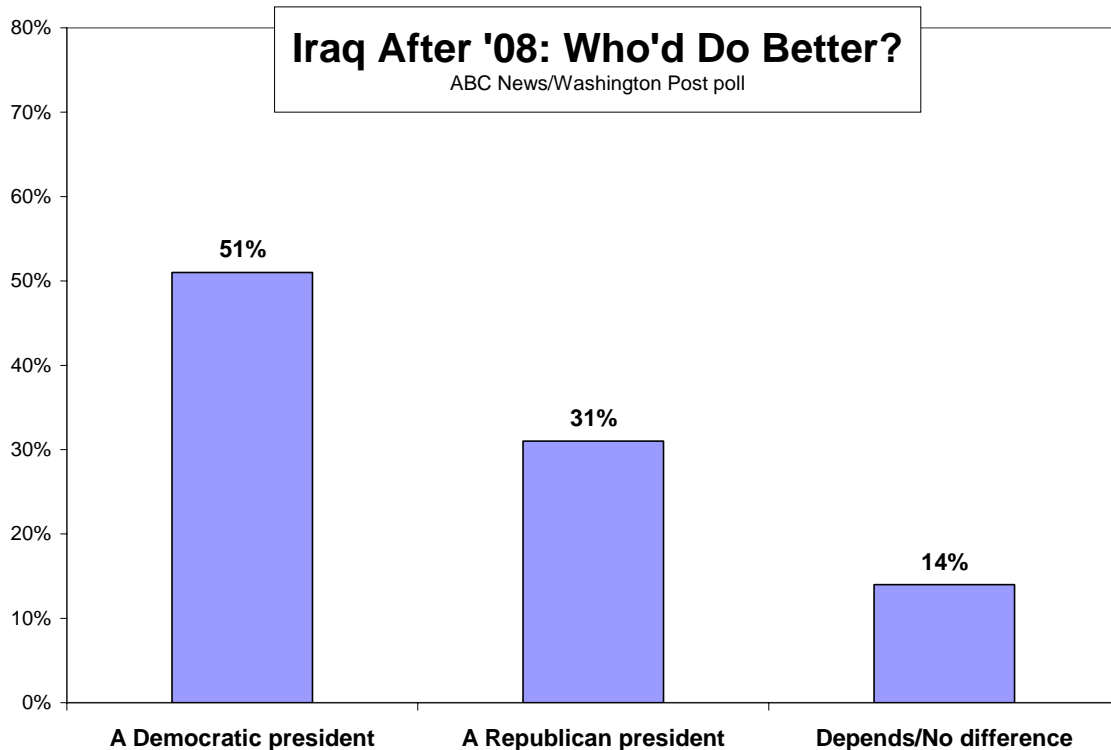
With these views added to the ongoing weight of the unpopular war, there's no daylight for Bush's ratings overall. Americans by nearly 2-1 continue to disapprove of his job performance; his approval rating, 33 percent, matches his career low. Intensity is against him here as well, with three strong disapprovers for every one who strongly approves.

If there's any good news for Bush in this, it's that his approval rating has stabilized at a could-be-worse level: he's had 33 percent to 36 percent approval steadily in every ABC/Post poll since last December. Three other postwar presidents have gone lower – Truman (22 percent), Nixon (24 percent) and Carter (28 percent) in Gallup polls.



ALARMS – Beyond Bush, alarms are ringing for his party in the 2008 election. With Iraq as the country’s dominant political issue, Americans by a 20-point margin, 51 percent to 31 percent, say a Democratic president would do a better job than a Republican in resolving the situation there.

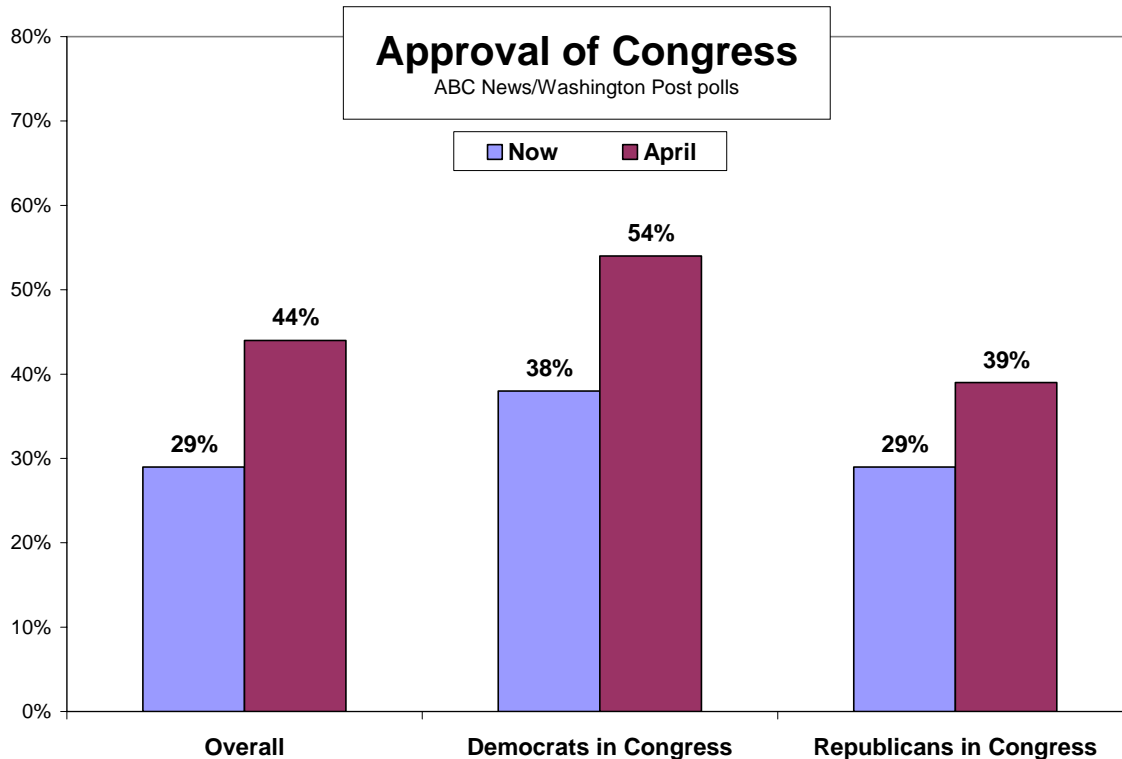
On other key issues, the Democratic Party runs evenly with the Republicans in trust to handle terrorism, long Bush’s cornerstone issue; and the Democrats enjoy a continued 30-point lead in trust to handle health care.



Bush, moreover, is presiding over a significant drop in the number of Americans who identify themselves as Republicans – down from 31 percent on average in 2003 to 25 percent on average this year, the fewest since 1984.

Yet if Bush and his party are in deep difficulties, the Democrats are hardly shining. Approval of Congress has fallen sharply, from 44 percent in April to 29 percent now, a rating even worse than the president’s. While the Republicans in Congress are a good deal less popular than the Democrats, the Democrats nonetheless have fallen from 54 percent approval in April to 38 percent now, a steep 16-point decline.

Lifted to power in a protest of Bush’s Iraq policies, the Democrats seem now to be sharing disapproval for what remains an unpopular war. Fifty-five percent of Americans say the Democrats in Congress haven’t gone far enough to oppose the war; and among Democrats themselves, 79 percent say so.



In another measure of dissatisfaction with the status quo, 82 percent say Congress has accomplished little or nothing this year. Still, by a 2-1 margin it's Bush and the Republicans, not the Democrats leading Congress, who get most of the blame.

THE WAR – Some measures of opposition to the war have eased slightly, albeit not enough to change the basic equation. Fifty-nine percent of Americans say the war was not worth fighting – down from a high of 66 percent in April, but still a majority, as it's been continuously since December 2004. Fifty-four percent say the United States should withdraw even without restoring civil order; that's inched back from 59 percent in July, though it, too, remains a majority, a line it first crossed in January.

Contrary to last month's report by Gen. David Petraeus, relatively few Americans, 27 percent, think the surge in U.S. forces has improved the situation in Iraq; that's no different than it was shortly before he testified to Congress.

Discontent with the war remains complicated by the quandary of what to do about it. Bush, on Petraeus' advice, has called for reducing the deployment of U.S. forces to pre-surge levels; in this poll a combined total of 52 percent instead either say that's the right pace (38 percent), or it should be slower, while 43 percent say troop reductions should occur more quickly. An ABC/Post poll last month, however, found 55 percent support for a spring deadline for withdrawing all U.S. forces. It seems safe to say the public's conflicted about Iraq: Unhappy to be there, unsure how and when to leave.

APPROVALS – There’s less conflict about Bush’s handling of the war. Just 30 percent approve of his work on Iraq, two points from his career low, while 68 percent disapprove. Fifty-seven percent disapprove strongly.

Even on the broader U.S. campaign against terrorism, just 40 percent approve of Bush’s performance, a new low. Other approval ratings range from 27 percent on the deficit and 30 percent on health care to 37 percent on the economy – none remotely good.

Bush is relatively weak on some of these even in his own party: Just 49 percent of Republicans approve of his handling of health care, and 52 percent on the deficit. By contrast, on the war in Iraq – sharply riven by partisanship – 65 percent of Republicans approve of Bush’s performance, while 92 percent of Democrats disapprove.

	Bush’s issue ratings		Trust to handle	
	Approve	Disapprove	Democrats	Republicans
Deficit	27%	64	52%	29
Iraq	30	68	49	34
Health care	30	63	56	26
Economy	37	61	51	33
Terrorism	40	57	41	40

Party preferences tell a similar story. Americans trust the Democratic Party over the Republican Party to handle the situation in Iraq by a record 15-point margin, 49 percent to 34 percent; the Democrats lead by wider margins on health care (preferred over the Republicans by 56-26 percent), the deficit (52-29 percent) and the economy (51 to 33 percent). Trust to handle terrorism is roughly even, at 41-40 percent – just about what it was in October 2006, shortly before the Democrats took control of Congress.

METHODOLOGY – This ABC News/Washington Post poll was conducted by telephone Sept. 27-30, 2007, among a random national sample of 1,114 adults including an oversample of African Americans, for a total of 212 black respondents. The results have a three-point error margin. Sampling, data collection and tabulation by TNS of Horsham, Pa.

Analysis by Gary Langer.

ABC News polls can be found at ABCNEWS.com at <http://abcnews.com/pollvault.html>.

Media contact: Cathie Levine, (212) 456-4934.

Full results follow (*= less than 0.5 percent).

1. Do you approve or disapprove of the way George W. Bush is handling his job as president? Do you approve/disapprove strongly or somewhat?

	Approve			Disapprove			No opinion
	NET	Strongly	Somewhat	NET	Somewhat	Strongly	
9/30/07	33	15	18	64	14	49	3
9/7/07	33	16	17	64	15	49	3

7/21/07	33	16	17	65	13	52	2
6/1/07	35	17	18	62	16	46	3
4/15/07	35	17	18	62	14	49	2
2/25/07	36	19	17	62	12	49	2
1/19/07	33	17	16	65	14	51	2
12/11/06	36	18	18	62	13	49	2
11/4/06	40	24	16	57	12	46	2
10/22/06	37	21	16	60	15	45	3
10/8/06	39	23	16	60	12	48	1
9/7/06	42	24	18	55	12	43	3
8/6/06	40	23	17	58	12	46	2
6/25/06	38	20	18	60	12	48	2
5/15/06	33	17	16	65	18	47	2
4/9/06	38	20	18	60	13	47	1
3/5/06	41	24	17	58	14	44	1
1/26/06	42	25	18	56	14	42	2
1/8/06	46	29	17	52	13	39	2
12/18/05	47	29	17	52	12	40	1
11/2/05	39	20	18	60	13	47	1
10/29/05	39	22	17	58	13	45	3
9/11/05	42	27	15	57	12	45	1
8/28/05	45	27	18	53	12	41	2
6/26/05	48	27	21	51	11	40	1
6/5/05	48	27	21	52	14	38	1
4/24/05	47	25	22	50	13	38	3
3/13/05	50	31	19	48	11	37	3
1/31/05	50	34	15	45	11	34	5
1/16/05	52	33	19	46	11	35	2
12/19/04	48	27	21	49	12	38	2
10/20/04	50	30	20	46	11	35	4
10/17/04	LV 54	35	19	45	9	36	2
10/16/04	LV 54	35	19	44	10	34	2
10/15/04	LV 54	35	19	44	10	34	2
10/3/04	LV 53	36	17	46	11	34	1
9/26/04	50	33	18	45	13	32	5
9/8/04	52	35	17	43	11	32	5
8/29/04	50	31	19	47	13	34	3
8/1/04	47	28	18	49	13	36	5
7/25/04	50	32	19	47	13	34	3
7/11/04	48	31	17	50	11	39	2
6/20/04	47	30	17	51	13	39	1
5/23/04	47	31	17	50	14	36	3
4/18/04	51	33	18	47	13	34	1
3/7/04	50	32	18	48	12	36	2
2/11/04	50	30	21	47	14	34	2
1/18/04	58	35	24	40	9	30	2
12/21/03	59	39	21	38	15	23	3
12/14/03	57	37	20	39	10	29	5
12/7/03	53	32	21	40	13	27	7
11/16/03	57	34	23	39	11	28	4
10/29/03	56	30	26	42	13	29	2
10/13/03	53	33	20	43	13	29	4
9/30/03	54	34	20	44	15	29	2
9/13/03	58	35	23	40	14	27	2
9/7/03	56	34	22	41	13	28	4
8/11/03	59	37	22	37	14	23	4
7/10/03	59	35	24	38	13	25	3
6/22/03	68	45	23	29	11	18	4
4/30/03	71	50	22	26	17	9	3
4/16/03	74	52	22	23	9	14	3
4/9/03	77	58	19	20	6	14	4
4/3/03	71	54	16	25	7	19	4
3/23/03	68	NA	NA	27	NA	NA	4

3/20/03	67	NA	NA	28	NA	NA	5
3/2/03	62	38	23	35	13	22	4
2/23/03	60	NA	NA	34	NA	NA	6
2/9/03	64	42	21	34	14	20	3
2/1/03	62	41	21	34	13	22	4
1/28/03	62	43	19	36	13	23	2
1/27/03	59	39	21	37	15	22	4
1/20/03	59	36	23	38	16	22	2
12/15/02	66	37	28	32	12	20	2
11/4/02 LV	67	45	23	31	12	20	1
11/3/02 LV	67	45	22	32	12	20	1
11/2/02 LV	67	47	20	32	9	23	1
10/27/02	67	39	28	29	13	16	4
9/26/02	67	42	25	30	12	18	3
9/8/02	71	42	28	27	12	15	3
7/28/02	69	39	31	28	14	14	3
7/15/02	72	42	31	25	12	13	2
6/17/02	74	42	32	22	9	13	4
6/9/02	77	41	36	20	9	11	3
5/19/02	76	48	28	22	8	13	3
4/21/02	78	47	31	20	9	10	2
3/28/02	79	49	30	18	8	10	3
3/10/02	82	52	30	16	9	7	2
1/27/02	83	56	27	14	7	7	3
12/19/01	86	64	22	12	6	6	2
11/27/01	89	69	21	9	4	5	1
11/6/01	89	65	24	9	5	4	2
10/9/01	92	76	16	6	3	3	1
9/27/01	90	70	20	6	3	3	4
9/13/01	86	63	23	12	5	6	2
9/9/01	55	26	29	41	20	22	3
8/12/01	61	28	33	31	14	17	8
7/30/01	59	28	30	38	17	22	3
6/3/01	55	27	28	40	18	22	6
4/22/01	63	33	30	32	16	16	5
3/25/01	58	NA	NA	33	NA	NA	8
2/25/01	55	NA	NA	23	NA	NA	22

2. Do you approve or disapprove of the way Bush is handling (ITEM)?

9/30/07 - Summary Table*

	Approve	Disapprove	No opinion
a. The situation in Iraq	30	68	1
b. Health care	30	63	8
c. The US campaign against terrorism	40	57	3
d. The economy	37	61	3
e. The federal budget deficit	27	64	9

*Full sample asked item a; half sample asked items b,e; other half asked items c,d.

Trend:

a. The situation in Iraq

	Approve			Disapprove			No opinion
	NET	Strongly	Somewhat	NET	Somewhat	Strongly	
9/30/07	30	17	14	68	12	57	1
9/7/07	34	16	18	65	12	53	1
7/21/07	31	17	14	68	11	58	1
6/1/07	31	17	14	67	11	56	1
4/15/07	29	17	13	70	11	59	*
2/25/07	31	17	14	67	13	55	1

1/19/07	29	16	13	70	13	57	1
1/10/07	34	21	13	64	14	50	2
12/11/06	28	12	16	70	13	57	2
10/8/06	35	21	14	64	10	54	1
9/7/06	41	25	16	57	10	47	2
8/6/06	36	21	15	62	10	52	2
6/25/06	37	21	17	62	11	52	*
5/15/06	32	19	13	66	13	53	1
4/9/06	37	21	16	62	11	51	1
3/5/06	40	23	17	59	12	47	*
1/26/06	39	24	15	60	10	50	1
12/18/05	46	31	15	53	10	43	1
11/2/05	36	20	15	64	13	51	1
9/11/05	38	NA	NA	62	NA	NA	1
8/28/05	42	28	14	57	11	46	1
6/26/05	43	25	18	56	12	44	1
6/5/05	41	NA	NA	58	NA	NA	1
4/24/05	42			56			2
3/13/05	39			57			4
1/16/05	40			58			2
12/19/04	42			57			1
9/26/04 RV	47			50			3
8/29/04 RV	47			51			2
7/25/04	45			53			2
6/20/04	44			55			2
5/23/04	40			58			2
4/18/04	45			54			1
3/7/04	46			53			1
2/11/04	47			52			1
1/18/04	55			42			2
12/21/03	60			39			2
12/14/03	58			38			4
11/16/03	48			48			4
10/29/03	47			51			2
10/13/03	51			47			2
9/29/03	50			47			3
9/13/03	52			46			2
9/7/03	49			47			4
8/24/03	56			37			7
8/11/03	56			41			3
7/10/03	58			41			2
6/22/03	67			30			2
4/30/03	75	"	"	22	"	"	2
3/27/03*	69			26			5
3/23/03	71			26			3
3/20/03	65			29			5
3/17/03	64			29			7
3/9/03	55			38			8
2/23/03	55			39			6
2/9/03	61			37			2
2/5/03	61			32			7
2/1/03	61			35			3
1/28/03	58			38			4
1/27/03	57			40			3
1/20/03	50			46			4
12/15/02	58			37			5
11/4/02 LV	56			40			4
11/3/02 LV	57			40			4
11/2/02 LV	56			41			3
10/27/02	57			38			5
9/26/02	58			39			3
9/14/02	65			31			4
8/29/02	52	"	"	36	"	"	12

*3/27/03 and previous: "The situation with Iraq and Saddam Hussein"

b. Health care

	Approve	Disapprove	No opinion
9/30/07	30	63	8
4/9/06	33	62	4
3/5/06	38	57	6
1/26/06	37	60	3
12/18/05	37	57	6
11/2/05	34	61	5
3/13/05	44	48	8
1/16/05	42	51	6
12/19/04	37	56	7
8/29/04 RV	39	55	6
7/25/04	38	53	9
6/20/04	39	57	4
4/18/04*	33	61	5
3/7/04	32	62	6
2/11/04	32	62	6
1/18/04	37	55	8
12/21/03	34	56	10
10/29/03	28	63	9
10/13/03	30	60	10
9/13/03	32	61	7
4/30/03	34	57	9
1/28/03	40	47	13
1/20/03	36	51	13
12/15/02	33	58	9

*4/18/04 and previous: "The cost, availability and coverage of health insurance"

c. The US campaign against terrorism

	Approve	Disapprove	No opinion
9/30/07	40	57	3
9/7/07	46	51	3
7/21/07	43	56	2
6/1/07	44	52	4
4/15/07	44	53	3
2/25/07	46	52	1
1/19/07	46	52	2
12/11/06	46	52	2
10/8/06	45	53	1
9/7/06	53	45	2
8/6/06	47	50	2
6/25/06	51	47	2
5/15/06	53	43	4
4/9/06	50	49	1
3/5/06	52	46	2
1/26/06	52	45	2
1/8/06	53	45	2
12/18/05	56	44	1
11/2/05	48	51	1
9/11/05	50	47	3
8/28/05	56	43	2
6/5/05	50	49	1
4/24/05	56	41	3
3/13/05	59	38	3
1/16/05	61	38	2
12/19/04	53	43	3
9/26/04 RV	59	38	3
8/29/04 RV	60	37	3

7/25/04	57	40	4
6/20/04	50	48	2
5/23/04	58	39	4
4/18/04	63	35	2
3/7/04	63	34	3
2/11/04	64	34	2
1/18/04	66	33	2
12/21/03	70	28	2
10/29/03	63	35	2
10/13/03	66	30	4
9/13/03	70	27	3
9/7/03	67	28	5
4/30/03	79	19	2
2/9/03	74	23	4
2/1/03	75	21	3
1/27/03	72	26	2
1/20/03	71	25	4
12/15/02	79	20	1
11/4/02 LV	76	22	1
11/3/02 LV	77	22	3
11/2/02 LV	78	21	2
10/27/02	74	23	4
9/26/02	70	28	2
9/8/02	74	24	2
7/28/02	81	17	2
7/15/02	83	15	2
5/19/02	79	19	3
4/21/02	81	18	2
3/10/02	88	10	2
1/27/02	88	10	2
12/19/01	89	9	2
10/15/01	92	5	3

* Strongly/somewhat follow asked 9/7/07

d. The economy

	Approve	Disapprove	No opinion
9/30/07	37	61	3
6/1/07	40	57	3
4/15/07	40	59	1
2/25/07	43	55	2
1/19/07	41	57	2
12/11/06	43	55	2
10/8/06	41	56	2
8/6/06	39	59	2
6/25/06	38	61	1
5/15/06	38	60	2
4/9/06*	40	59	1
3/5/06	48	51	1
1/26/06	46	52	1
12/18/05	47	52	1
11/2/05	36	61	3
9/11/05	40	58	2
8/28/05	44	54	3
6/5/05	40	58	2
4/24/05	40	57	3
3/13/05	43	55	2
1/16/05	46	52	2
12/19/04	46	51	3
9/26/04 RV	47	50	4
8/29/04 RV	45	52	3
7/25/04	47	50	3
6/20/04	46	53	1

5/23/04	44	54	2
4/18/04	44	54	2
3/7/04	39	59	1
2/11/04	44	54	2
1/18/04	51	47	2
12/21/03	51	44	5
11/16/03	48	49	3
10/29/03	45	53	2
10/13/03	45	52	2
9/13/03	42	56	3
9/7/03	44	51	5
8/11/03	45	51	5
7/10/03	47	49	4
4/30/03	52	45	3
2/9/03	47	49	4
2/1/03	44	52	4
1/28/03	46	49	4
1/27/03	47	47	5
1/20/03	43	53	4
1/5/03	50	43	7
12/15/02	50	46	4
11/4/02 LV	53	45	2
11/3/02 LV	52	46	2
11/2/02 LV	55	43	2
10/27/02	51	43	6
9/26/02	51	47	3
9/8/02	57	40	4
7/28/02	57	39	4
7/15/02	58	38	3
4/21/02	64	33	3
1/27/02	62	34	4
12/19/01	67	27	6
11/6/01	72	23	5
9/9/01	48	48	4
7/30/01	52	45	3
6/3/01	53	41	6
4/22/01	55	38	7
3/25/01	50	42	8

* Strongly/somewhat follow asked 4/9/06

e. The federal budget deficit

	Approve	Disapprove	No opinion
9/30/07	27	64	9
5/15/06	27	67	6
1/26/06	32	64	4
1/16/05	39	58	3
6/20/04	39	56	5
4/18/04	34	60	6
3/7/04	30	65	5
1/18/04	35	58	7
12/21/03	37	52	10
10/29/03	32	61	7

3. Do you approve or disapprove of the way the U.S. Congress is doing its job?

	Approve	Disapprove	No opinion
9/30/07	29	65	6
7/21/07	37	60	4
6/1/07	39	53	8
4/15/07*	44	54	3
2/25/07	41	54	5

1/19/07	43	50	8
12/11/06	37	57	6
11/4/06	RV 36	60	4
10/22/06	31	65	4
10/8/06	32	66	2
9/7/06	40	55	5
8/6/06	36	60	4
5/15/06	33	63	4
4/9/06	35	62	3
3/5/06	36	62	3
1/26/06	43	53	4
1/8/06	41	55	5
12/18/05	43	53	4
11/2/05	37	59	4
8/28/05	37	59	4
6/5/05	41	54	4
10/29/03	40	52	9
4/30/03	57	37	6
9/26/02	51	43	6
7/15/02	57	36	7
2/21/02	57	39	4
1/27/02	58	35	7
12/19/01	59	34	7
9/9/01	45	48	7
7/30/01	48	48	4
4/22/01	58	33	8
10/31/99	42	53	6
9/2/99	46	47	7
6/6/99	48	46	6
3/14/99	44	49	7
2/14/99	46	50	4
12/20/98	44	51	5
12/19/98	45	50	5
12/13/98	49	46	5
11/7/98	41	55	4
11/1/98	49	47	5
10/25/98	45	44	11
10/18/98	46	45	8
9/28/98	52	44	4
8/21/98	55	39	6
7/12/98	46	44	11
5/12/98	45	45	9
4/4/98	47	45	8
1/31/98	55	35	10
1/30/98	55	35	10
1/25/98	56	37	8
1/24/98	55	38	7
1/19/98	47	49	5
10/13/97	36	57	7
8/27/97	39	54	7
7/8/97	40	53	6
4/24/97	40	53	7
3/9/97	35	60	5
8/5/96	42	52	7
6/30/96	35	58	7
5/22/96	35	60	5
3/10/96	30	64	6
1/7/96	31	65	5
11/19/95	27	68	5
10/1/95	32	65	3
7/17/95	34	63	3
3/19/95	39	56	5
1/29/95	42	52	6

10/31/94	21	72	8
10/23/94	18	78	4
9/11/94	24	70	5
6/26/94	34	61	5
3/27/94	35	62	3
2/27/94	32	64	4
1/23/94	29	60	11
11/14/93	28	66	6
8/8/93	33	64	3
4/26/93	30	69	2
1/17/93	29	66	6
4/9/92	17	78	5
3/18/92	19	76	5
3/8/92	22	73	6
2/2/92	32	64	4
12/15/91	35	59	6
10/21/91	45	50	5
6/2/91	49	46	5
10/14/90	34	63	3
2/4/90	41	55	4
1/16/90	39	55	6
8/21/89	42	53	5
5/23/89	54	44	2
2/14/89	53	44	3
1/23/88**	43	53	4
6/1/87	56	40	4
6/22/85	54	37	9
5/83	33	43	24
6/81	38	40	22
6/79	19	61	20
9/78	29	49	22
6/77	34	42	24
6/75	29	54	17
8/74	48	35	17

* Strongly/somewhat follow asked 4/15/07 and others
**1/23/88 and previous: Gallup

4. Do you approve or disapprove of the way (ITEM) are doing their job?

9/30/07 Summary Table

	Approve	Disapprove	No opinion
a. the Republicans in Congress	29	67	4
b. the Democrats in Congress	38	57	5

Trend:

a. the Republicans in Congress

	Approve	Disapprove	No opinion
9/30/07	29	67	4
7/21/07	34	64	2
6/1/07	36	58	6
4/15/07	39	59	2
10/8/06	35	63	2
5/15/06	33	64	3
11/2/05	35	61	4
6/5/05	42	56	2
6/6/99	41	52	7
3/14/99	40	56	4
7/8/97	40	54	6
9/15/96 RV	46	48	6

6/30/96	38	56	6
4/5/95	45	50	5
10/31/94	33	59	7
10/23/94	31	64	5
9/11/94	35	59	6

b. the Democrats in Congress

	Approve	Disapprove	No opinion
9/30/07	38	57	5
7/21/07	46	51	2
6/1/07	44	49	6
4/15/07	54	44	2
10/8/06	48	50	3
5/15/06	39	58	4
11/2/05	41	54	5
6/5/05	42	56	3
6/6/99	51	42	7
3/14/99	51	42	7
7/8/97	45	49	6
4/5/95	36	60	4
10/31/94	39	53	8
10/23/94	36	59	5
9/11/94	41	53	6

5. Held for release.

6. Overall, how much do you think Congress has accomplished this year: A great deal, a good amount, not too much, or nothing at all?

	----- Positive -----			----- Negative -----			No
	NET	Great deal	Good amt.	NET	Not much	Nothing	opinion
9/30/07	16	2	14	82	65	17	1
4/15/07*	26	3	23	73	56	17	1
4/5/95	33	7	26	66	53	13	1
9/11/94+	21	2	19	79	67	12	*
6/26/94**	24	4	20	74	65	9	1

+"in the past year"

*"in the past three months"

**"in the past 18 months"

7. (IF CONGRESS ACCOMPLISHED NOT MUCH/NOTHING) Who would you say deserves most of the blame for that (President Bush and the Republicans in Congress) or (the Democrats in Congress)?

	Bush and Republicans in Congress	Democrats in Congress	Both (vol.)	Neither (vol.)	No opinion
9/30/07	51	25	20	2	2

8. Which political party, the (Democrats) or the (Republicans), do you trust to do a better job handling (ITEM)?

9/30/07 - Summary Table*

	Democrats	Republicans	Both (vol.)	Neither (vol.)	No op.
a. The situation in Iraq	49	34	3	11	3
b. Health care	56	26	2	12	5
c. The U.S. campaign against terrorism	41	40	5	10	4
d. The economy	51	33	2	11	3

e. The federal budget

deficit	52	29	2	12	5
---------	----	----	---	----	---

*Full sample asked items a-c; half sample asked item d; other half asked item e.

Trend:

a. The situation in Iraq

	Democrats	Republicans	Both (vol.)	Neither (vol.)	No op.
9/30/07	49	34	3	11	3
9/7/07	42	31	3	19	5
11/4/06 RV	42	42	1	11	3
10/22/06 RV	48	40	1	8	3
10/8/06	51	38	3	7	2
9/7/06	43	44	2	10	2
8/6/06	43	40	*	11	5
6/25/06	47	41	1	9	2
5/15/06	50	36	2	10	3
4/9/06	49	42	1	6	2
3/5/06	42	42	2	11	2
1/26/06	47	40	1	9	2
12/18/05	47	44	2	6	2
11/2/05	48	37	2	11	2
12/15/02*	30	56	4	7	3
10/27/02 LV	31	58	3	4	4
9/26/02	33	52	6	4	6

*12/15/02 and previous: "The situation with Iraq and Saddam Hussein"

b. Health care

	Democrats	Republicans	Both (vol.)	Neither (vol.)	No op.
9/30/07	56	26	2	12	5
10/8/06	61	28	1	7	2
5/15/06	61	28	1	7	2
4/9/06	61	29	*	6	3
11/2/05	54	29	2	12	3
12/15/02*	53	33	3	7	4
10/27/02* LV	50	39	3	5	3
9/26/02*	50	35	4	5	6
7/15/02**	47	37	3	9	5
1/27/02**	50	35	5	5	4
1/19/98***	54	33	2	7	4
10/23/94	46	29	2	21	2
9/11/94	51	29	3	12	5
2/27/94	58	22	5	11	3
2/2/92	60	25	3	8	4
12/15/91	57	23	3	11	5

*"The cost, availability, and coverage of health insurance"
 **"improving the health care system"
 ***1/19/98 and previous: "Providing affordable health care"

c. The U.S. campaign against terrorism

	Democrats	Republicans	Both (vol.)	Neither (vol.)	No op.
9/30/07	41	40	5	10	4
9/7/07	39	36	4	17	4
10/22/06 RV	44	43	2	8	3
10/8/06	47	41	4	6	2
9/7/06	40	47	1	9	3

8/6/06	46	38	1	11	4
6/25/06	39	46	2	10	3
5/15/06	46	41	2	8	3
4/9/06	46	45	1	6	1
3/5/06	39	46	3	10	2
1/26/06	41	46	2	6	4
11/2/05	42	42	4	10	3
12/15/02	25	61	5	6	2
10/27/02* LV	26	61	4	5	4
9/26/02*	30	51	6	6	8
7/15/02	27	55	9	3	6
1/27/02	23	62	10	3	2

*"The war on terrorism"

d. The economy

	Democrats	Republicans	Both (vol.)	Neither (vol.)	No op.
9/30/07	51	33	2	11	3
10/22/06 RV	50	41	2	5	2
10/8/06	54	37	3	6	1
9/7/06	50	39	1	7	4
6/25/06	52	39	1	5	3
5/15/06	52	34	3	9	2
4/9/06	49	43	1	4	3
3/5/06	49	40	2	8	2
1/26/06	55	37	2	5	2
11/2/05	56	34	1	8	1
12/15/02	44	45	4	6	1
10/27/02* LV	43	48	3	3	2
9/26/02*	47	39	3	6	5
7/15/02**	38	48	3	6	5
1/27/02**	39	48	5	6	3
4/22/01***	47	43	4	4	3
9/28/98	53	40	NA	NA	7
7/12/98	49	37	4	5	6
1/19/98	45	44	3	6	3
7/8/97	43	39	5	12	2
10/23/94	38	43	3	14	2
9/11/94	39	43	3	11	4
2/27/94	47	36	3	11	3
2/2/92	49	38	2	7	4
12/15/91	43	36	4	11	5
3/4/91	32	49	5	10	4
1/16/90	33	52	4	7	4

*"The economy and jobs"

**"Improving the economy"

***4/22/01 and previous: "The nation's economy"

e. The federal budget deficit

	Democrats	Republicans	Both (vol.)	Neither (vol.)	No op.
9/30/07	52	29	2	12	5

Compare to:

The federal budget

	Democrats	Republicans	Both (vol.)	Neither (vol.)	No op.
5/15/06	54	34	1	8	3
11/2/05	48	34	2	13	2
7/15/02*	44	41	5	6	4

1/27/02****	38	46	5	7	3
3/14/99*	43	40	5	10	3
9/28/98*	49	42	NA	NA	9
7/12/98*	42	39	4	7	8
1/19/98**	41	43	3	8	4
7/8/97**	39	36	5	17	3
10/23/94***	36	37	3	21	3
9/11/94	39	40	4	14	4
2/27/94	44	28	5	20	3
2/2/92	40	39	4	14	3
3/4/91	35	43	5	14	3
1/16/90	35	42	4	15	4

*"Managing the federal budget"
**"Balancing the federal budget"
***10/23/94 and previous: "Reducing the federal budget"
****"Keeping the federal budget balanced"

9. There's a proposal to increase federal spending on children's health insurance by 35 billion dollars over the next five years. It would be funded by an increase in cigarette taxes. (Supporters say this would provide insurance for millions of low-income children who are currently uninsured.) (Opponents say this goes too far in covering children in families that can afford health insurance on their own.) Do you support or oppose this increased funding for this program? Do you feel that way strongly or somewhat?

	----- Support -----			----- Oppose -----			No
	NET	Strongly	Somewhat	NET	Somewhat	Strongly	op.
9/30/07	72	49	23	25	8	17	3

10. All in all, considering the costs to the United States versus the benefits to the United States, do you think the war with Iraq was worth fighting, or not? Do you feel that way strongly or somewhat?

	----- Worth fighting -----			--- Not worth fighting ---			No
	NET	Strongly	Somewhat	NET	Somewhat	Strongly	opinion
9/30/07	38	25	14	59	12	47	3
9/7/07	36	23	13	62	11	51	2
7/21/07	36	25	12	63	10	53	1
6/1/07	37	24	12	61	12	50	2
4/15/07	33	22	11	66	12	54	1
2/25/07	34	22	12	64	13	51	2
1/10/07	40	28	12	58	11	47	2
12/11/06	36	25	11	61	12	50	2
11/4/06 RV	44	33	12	53	10	44	2
10/22/06	40	28	12	57	11	47	2
10/8/06	35	25	10	63	13	50	2
9/7/06	42	29	13	56	11	45	2
8/6/06	39	29	10	59	12	47	1
6/25/06	40	25	15	58	13	45	2
5/15/06	37	24	14	62	12	50	1
4/9/06	41	30	11	58	10	48	1
3/5/06	42	29	14	57	11	46	1
1/26/06	44	32	12	55	13	42	1
1/8/06	43	30	13	55	12	43	2
12/18/05	46	33	14	52	11	42	1
11/2/05	39	25	13	60	12	48	1
8/28/05	46	33	12	53	9	44	1
6/26/05	46	33	13	53	10	43	1
6/5/05	41	29	12	58	12	46	1
4/24/05	44	31	13	54	12	42	2
3/13/05	45	34	11	53	11	42	2

1/16/05	44	32	12	55	10	45	1
12/19/04	42	31	11	56	10	47	2
10/3/04 LV	49	34	15	48	11	37	3
9/26/04 RV	46	35	12	51	8	42	3
9/8/04 RV	51	38	13	45	10	34	4
8/29/04 RV	48	34	14	50	11	39	2
7/25/04	49	36	13	48	11	37	3
6/20/04	47	32	14	52	13	39	2
5/23/04	48	35	13	50	13	37	1
5/6/04	49	NA	NA	47	NA	NA	5
4/18/04	51			47			2
3/7/04	52			44			3
2/11/04	48			50			2
1/18/04	56			41			3
12/21/03	59			39			2
12/14/03	53			42			5
11/16/03	52			44			4
10/29/03	54			44			2
10/13/03	54			44			2
9/13/03	61			37			2
9/7/03	54			42			4
8/24/03	57			37			5
8/11/03	61			35			4
7/10/03	57			40			3
6/22/03	64			33			3
4/30/03	70	"	"	27	"	"	4
2/2/92*	66	NA	NA	32	NA	NA	2
7/28/91	67			30			3
6/2/91	70			26			3
3/4/91	86	"	"	13	"	"	1

*2/2/92 and previous: "the Persian Gulf war"; 3/4/91: "this war"

11. Do you think (the United States should keep its military forces in Iraq until civil order is restored there, even if that means continued U.S. military casualties); OR, do you think (the United States should withdraw its military forces from Iraq in order to avoid further U.S. military casualties, even if that means civil order is not restored there)?

	Keep forces	Withdraw forces	No opinion
9/30/07	43	54	3
7/21/07	39	59	3
4/15/07	42	56	2
2/25/07	42	56	2
1/19/07	46	52	3
12/11/06	48	48	4
11/2/05	52	44	4
8/28/05	54	44	2
6/26/05	58	41	2
12/19/04	58	39	3
6/20/04	57	42	1
5/23/04	58	40	2
4/18/04	66	33	1
11/16/03	62	34	4
10/29/03	58	38	3
9/13/03	65	32	3
8/24/03	69	27	4
7/10/03	72	26	2

12. As you may know Bush has sent approximately 28 thousand additional U.S. military forces to try to restore civil order in parts of Iraq. Do you think

this increase in U.S. forces has made the situation in Iraq better, worse, or hasn't made much difference?

	Better	Worse	Hasn't made much difference	No opinion
9/30/07	27	15	56	3
9/7/07	28	12	58	2
7/21/07	22	19	56	3

13. There's been a proposal to remove these additional U.S. forces from Iraq by next summer, returning to the earlier level of about 130-thousand U.S. troops. Do you think the number of U.S. forces in Iraq should be reduced more (quickly) than this, more (slowly), or is this about the right pace of troop reductions?

	More quickly	More slowly	Right pace	Should not be reduced (vol.)	No opinion
9/30/07	43	12	38	2	5

14. Do you think Democrats in Congress have gone too far or not far enough in opposing the war in Iraq?

	Too Far	Not far enough	Right amount (vol.)	No opinion
9/30/07	35	55	5	5
8/28/05	37	53	4	6

15. The Bush administration has requested nearly 190 billion dollars to fund the wars and related U.S. activities in Iraq and Afghanistan over the next year. This is about 40 billion dollars more than first estimated. Do you think Congress should approve all of this funding request, or reduce it? IF REDUCE: Should this funding request be reduced somewhat, or reduced sharply?

	Approve	NET	----- Reduce ----- Somewhat	----- Sharply	No money should be approved (vol.)	No op.
9/30/07	27	67	23	43	3	3

16. Thinking ahead to the next presidential election, do you think a (Democratic) or a (Republican) president would do a better job resolving the situation in Iraq?

	Democratic	Republican	Depends (vol.)	No diff. (vol.)	No opin.
9/30/07	51	31	6	8	4

17-43. Held for release.

END