

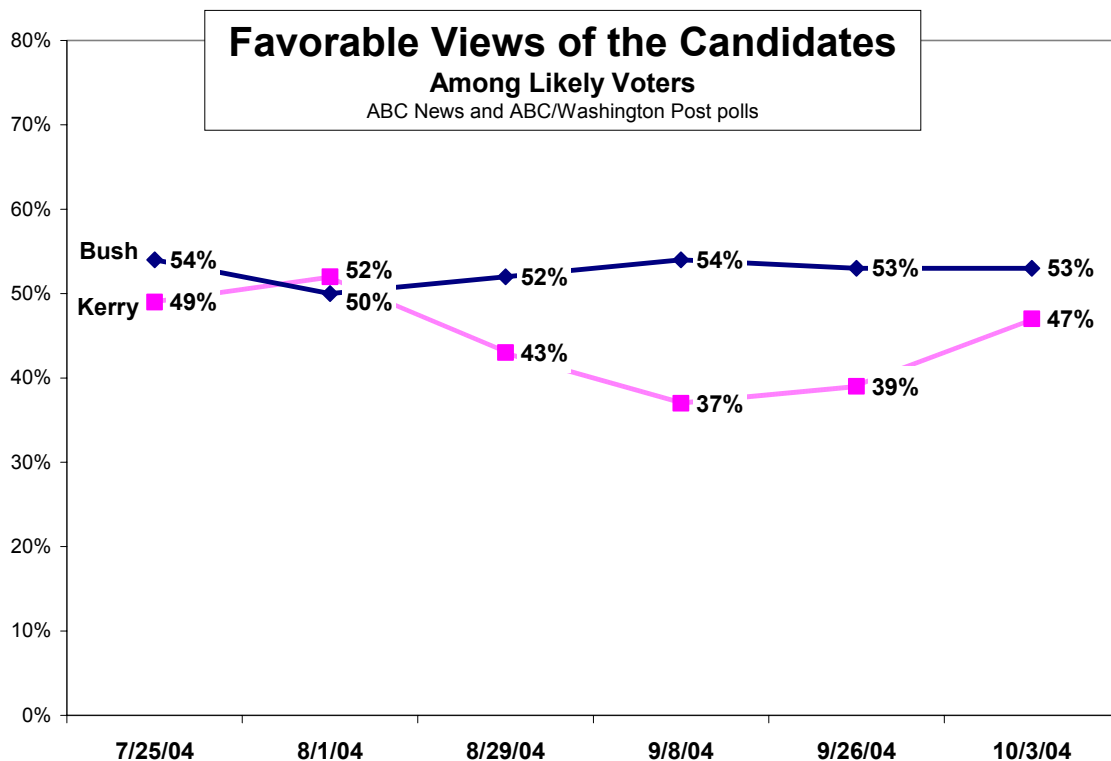
## **Kerry Gains in Personal Ratings, Though Bush Maintains a Lead**

John Kerry's personal popularity forged into positive territory after the first presidential debate, enthusiasm for his candidacy rose and concerns about Iraq – the debate's chief focus – advanced as an election issue.

Vote preferences are essentially unchanged, with George W. Bush maintaining a lead in this first ABC News tracking poll of the 2004 election – in the horse race, and on top issues and attributes alike. But enthusiasm for Bush lost ground, and Kerry, by improving his basic acceptability, clearly has revived what recently was a struggling effort.

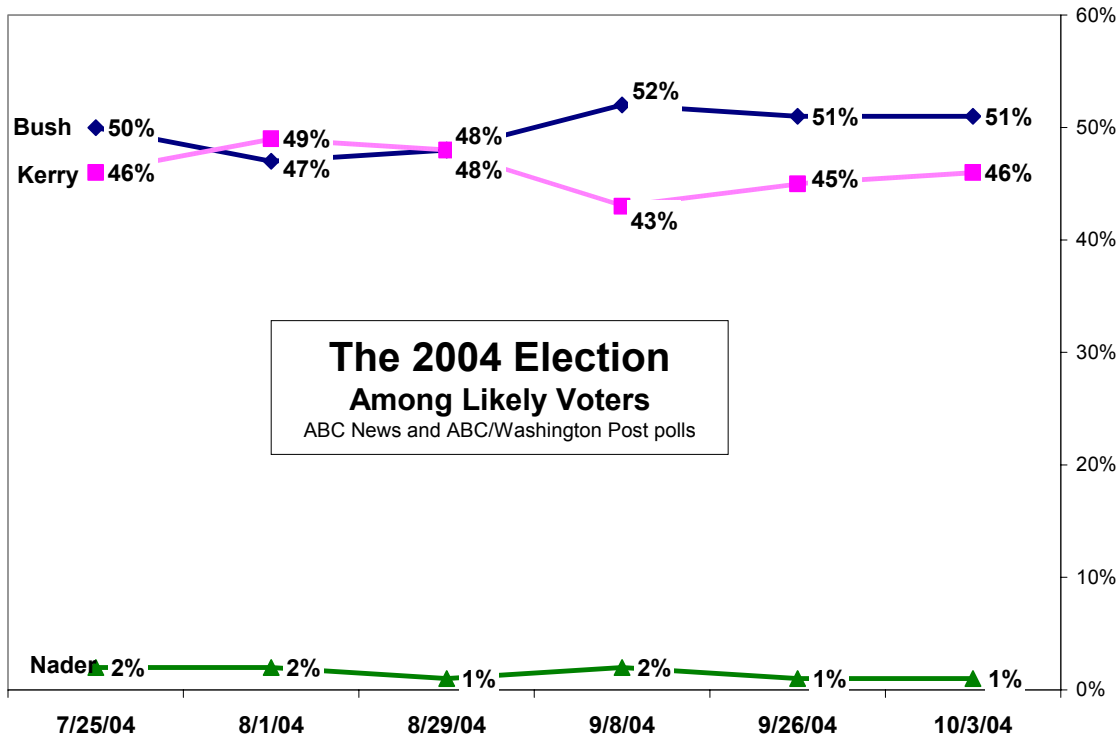
Post-debate evaluations went Kerry's way: Likely voters by more than a 2-1 margin, 52 to 23 percent, say he won the debate, compared with a more modest 45-36 percent win among debate watchers in an ABC News poll Thursday night.

Some views followed. Forty-seven percent now express a favorable opinion of Kerry, up eight points from before the debate. For the first time since the Republican convention, more voters see him favorably than unfavorably, a critical tipping point.



Bush's favorability rating was unchanged, at 53 percent. But in another measure, the number of "very enthusiastic" Bush supporters lost eight points, to 57 percent, while high-level enthusiasm for Kerry gained eight points, to 50 percent.

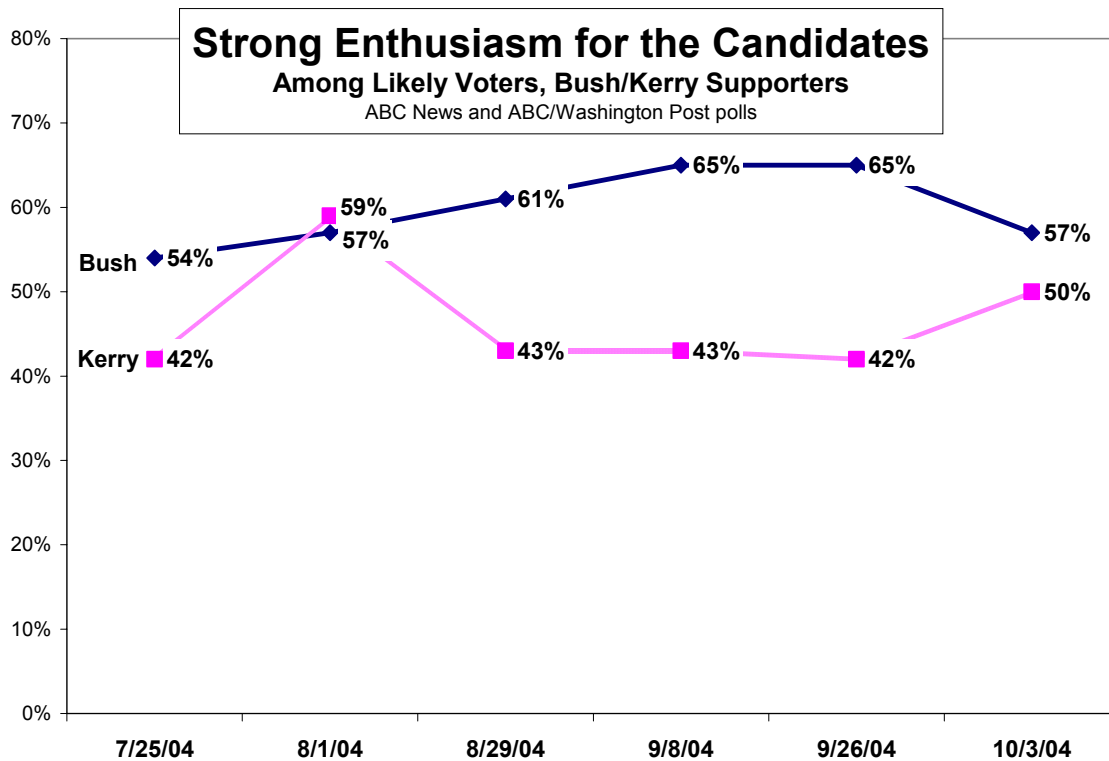
Still, Bush continues to lead, not only in favorability and enthusiasm but in the horse race overall: Fifty-one percent of likely voters in this poll support Bush, 46 percent Kerry, one percent Ralph Nader, essentially the same as before the debate. Among the broader group of all registered voters, it's 50-45-2 percent.



Underlying views matter more than the horse race at this stage; they're the foundation on which ultimate vote choices are built. And not all have turned in Kerry's direction by any means: Bush still leads him by substantial margins in trust to handle terrorism and Iraq, as well as in personal attributes including strong leadership, honesty and trustworthiness, making the country safer and qualifications to serve as commander-in-chief.

And Bush has a 53 percent job approval rating among likely voters, unchanged from last week and still over the halfway mark.

**ENTHUSIASM** – On enthusiasm, Kerry's gains came mainly among men who support him (up 14 points) and among those who say Iraq is their top issue. Bush's decline in enthusiasm is more even across groups.



Kerry and John Edwards have two chances this week to turn their advance into votes, and Bush and Dick Cheney to stop them: At the vice-presidential debate Tuesday night and the second presidential debate Friday. With the v.p. debate next, Edwards has a five-point gain in favorability on Kerry's coattails in this poll. And while Cheney's net favorable-to-unfavorable rating is about even, 44-43 percent, Edwards' is more positive, 45-30 percent. With much less time on the national stage, more are undecided about him.

IRAQ – While Bush leads by 52-41 percent in trust to handle the situation in Iraq – essentially unchanged from before the debate – the issue has gained ground in importance, and it does carry hazards for him. Twenty-six percent now cite Iraq as the most important issue in their vote, up six points from last week.

Likely voters divide about evenly on whether the war was worth fighting. On Bush's side of the argument, six in 10 Americans say the war in Iraq is part of the war on terrorism, and 53 percent say it's improved long-term U.S. security. On Kerry's side, 58 percent say the United States has gotten bogged down there.

In another sign of fallout from the debate, the number of likely voters who say Bush doesn't have a clear plan on what to do in Iraq has gained six points, to 48 percent; and the number who say Kerry does have a clear plan advanced slightly. Clarity remains a problem for Kerry – another issue on which Bush still leads, albeit by less of a margin.

Who has a clear plan on Iraq?			
Bush		Kerry	
Does	Does not	Does	Does not

10/3	51%	48	42%	52
9/26	55	42	37	56

Views on Iraq strongly inform vote choices. Bush wins 87 percent support from of those who say the war was worth fighting; Kerry wins 80 percent of those who say it was not. Similarly, Bush wins 75 percent support from those who accept his argument that the war in Iraq is part of the war on terrorism. Kerry wins 82 percent of those who reject it.

ISSUES – Terrorism held steady as a top voting issue, cited by 24 percent in this poll, while the economy slipped six points to 21 percent. Kerry still wins voters who pick Iraq as the top issue in their vote, but by less of a margin than last week. He broadly wins among those who pick the economy; Bush, even more strongly, among those who pick terrorism.

	Most important issue (among likely voters)					
	Iraq	Terrorism	Economy	Health care	Education	Other
10/3	26%	24	21	12	4	12
9/26	20	24	27	11	5	10

The economy, which had been at the top of the list for much of the summer and fall, remains the top issue for moveable voters, the 14 percent of likely voters who say they haven't definitely made up their minds. The economy also tops the list, and Iraq slips, in the so-called battleground states where the campaigns are spending most of their time.

Terrorism, by another measure, is a larger issue overall. People who say Iraq is the top issue, but also say Iraq is part of the war on terrorism, could be regarded as terrorism voters. Including them boosts terrorism easily to the top issue nationally, at 37 percent.

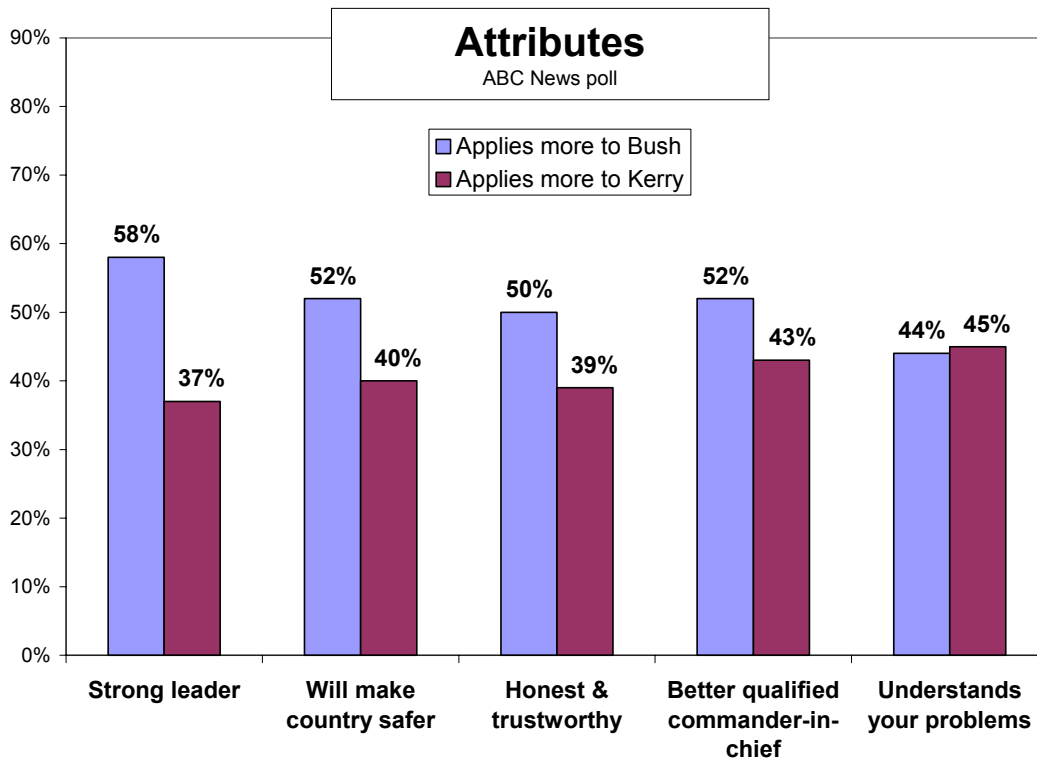
TRUST – The nation's response to terrorism continues to be Bush's core issue, and likely voters trust him over Kerry to handle it by 54-38 percent, essentially the same as last week. Voters by an 18-point margin also say Bush has a clear plan for handling terrorism, though that represents a five-point rise in the number who say he does not.

Kerry remains weaker in this gauge; likely voters by 52-40 percent say he lacks a clear plan on terrorism. That's about the same as his rating for having a clear plan on Iraq.

There is a third issue tested in this poll in which the candidates are closer in trust: A 48-46 percent Bush-Kerry division in trust to handle relations with other countries, another focus of last week's debate. That's similar to last week's 49-43 percent split.

ATTRIBUTES – On personal attributes, similarly, this survey finds no significant change. Bush is rated as a stronger leader by 58-37 percent, as more honest by 50-39, as making the country safer and more secure by 52-40 percent and as better qualified to be commander-in-chief by 52-43 percent.

On one other attribute, understanding the problems of people like you, the two are about even: Forty-five percent of likely voters pick Kerry, 44 percent Bush. That is very slightly up (four points) for Kerry from last week.



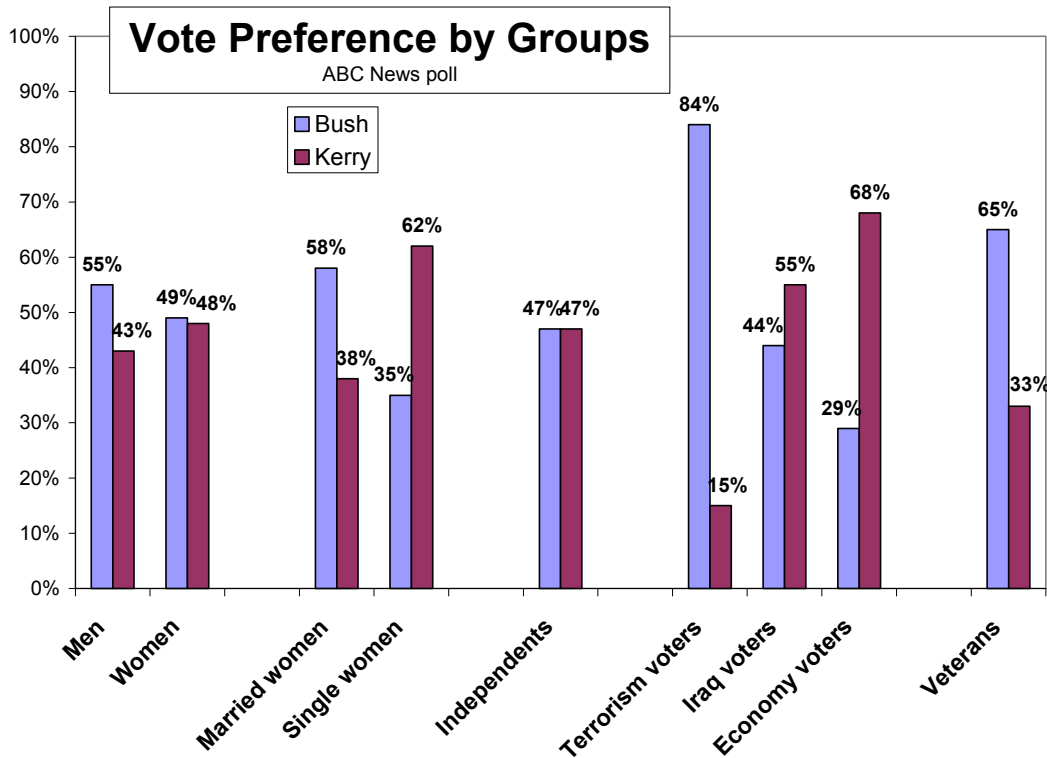
GROUPS – Kerry’s gains in favorability, his most significant advance, include some key groups. He gained 23 points in favorability among moveable voters (to 51 percent, up from 28 percent); and 16 points among independents, the quintessential swing voters.

Kerry gained 13 points in favorability among men, and strengthened his position among unmarried women; a core Democratic group, they now have a more than 2-1 favorable opinion of him. Still, his problems with married women persist: Their opinions are virtually unchanged after the debate and remain more negative than positive.

Veterans, another voter group attracting keen interest this year, were modestly affected by Kerry’s performance in the debate, but also still give him a net unfavorable rating. White Catholics, a traditional swing voter group, divide evenly on Kerry’s basic popularity; they were net negative last week.

	---Opinion of Kerry---					
	Fav-Unfav-Und.			Fav-Unfav-Und.		
	Now			9/26/04		
Moveables	51	21	29	28	37	35
Independents	51	38	11	35	47	18
Men	48	45	8	35	49	16
Women	47	39	14	41	42	17
Unmarried women	60	25	15	46	33	22
Married women	38	48	13	38	48	14

Vote preferences are similar to what they've been: Roughly a dead heat among women, and a 12-point Bush lead among men. (Women are one group where Kerry is looking to improve; Al Gore won them by 11 points in 2000.) And Bush is drawing 12 percent of Democrats to his side, while Kerry attracts seven percent of Republicans. Independents – again, the truest of swing voters – divide 47-47 percent, with two percent for Nader.



TURNOUT – What’s ultimately essential is who votes, and current polling suggest higher-than-usual turnout. Interest is high, and registration drives across the country may be having an effect. Compared to an ABC News/Washington Post poll at this time in 2000, Americans are six points more likely to say they’re registered to vote; and registered voters are six points more likely to say they’re certain to vote, and 18 points more likely to be following the election very closely.

	Now	10/9/00
Registered to vote	77%	71
Following very closely (RV)	48	30
Certain to vote (RV)	87	81

While registration, interest and voting intention bear watching, horse-race results in this poll are essentially the same with and without new or occasional voters in the sample.

METHODOLOGY - This poll was conducted by telephone Oct. 1-3, 2004 among a random national sample of 1,807 adults, including 1,470 registered voters and 1,169 likely voters. The results have a three-point error margin for the likely voter sample. ABC News and The Washington Post are sharing data collection for this tracking poll, then independently applying their own models to arrive at likely voter estimates. Sampling, data collection and tabulation by TNS of Horsham, Pa.

Analysis by Gary Langer.

ABC News polls can be found at ABCNEWS.com at <http://abcnews.com/pollvault.html>.

Media contact: Cathie Levine, (212) 456-4934, or Lisa Finkel, (212) 456-6190.

Full results follow (\*= less than 0.5 percent).

1. How closely are you following the 2004 presidential race: very closely, somewhat closely, not too closely, or not closely at all?

	Very closely	Somewhat closely	Not too closely	Not closely at all	No opin.
10/3/04 RV	48	39	7	5	*
9/26/04 RV	48	39	8	4	1
9/8/04 RV	45	40	10	4	1
8/29/04 RV	43	38	13	7	*
8/1/04 RV	41	39	13	7	*
7/25/04	34	39	15	12	*
7/11/04	36	43	13	7	1
6/20/04	33	45	15	7	*
5/23/04	33	41	17	9	*
4/18/04	30	45	16	9	0
3/7/04	33	42	18	7	*
2/11/04	30	45	15	10	*
1/18/04	22	44	22	13	*
10/29/03	15	39	30	15	0
9/13/03	16	40	27	17	*

2. I'd like you to rate the chances that you will vote in the presidential election in November: Are you absolutely certain to vote, will you probably vote, are the chances 50-50, or less than that?

	Certain to vote	Probably vote	Chances 50/50	Less than 50/50	Don't think will vote (vol.)	Already voted (vol.)	No op.
10/3/04 RV	87	8	3	1	1	*	1
9/26/04 RV	87	8	4	1	*	NA	*
9/8/04 RV	87	7	4	1	1	NA	*
8/29/04 RV	84	10	4	2	*	NA	0
8/1/04 RV	85	9	4	1	1	NA	*
7/25/04 RV	85	7	5	2	*	NA	*
10/29/03	70	12	11	6	1	NA	0

3. (and 3a) If the 2004 presidential election were being held today, would you vote for (George W. Bush and Dick Cheney, the Republicans), (John Kerry and John Edwards, the Democrats), or Ralph Nader and Peter Camejo, the independents? Which candidate are you leaning toward?

Net Leaned Vote, Likely Voters:

	Bush	Kerry	Nader	Other (vol.)	Neither (vol.)	Would not vote	No op.
10/3/04	51	46	1	*	1	*	1
9/26/04	51	45	1	*	1	0	2
9/8/04	52	43	2	*	1	0	2
8/29/04	48	48	1	*	1	0	2
8/1/04	47	49	2	*	1	0	1
7/25/04	50	46	2	*	1	*	1

Net Leaned Vote, Registered Voters:

	Bush	Kerry	Nader	Other (vol.)	Neither (vol.)	Would not vote	No op.
10/3/04	50	45	2	*	1	*	2
9/26/04	51	44	2	1	1	*	2
9/8/04	50	44	2	*	2	*	2
8/29/04	48	47	2	*	1	*	2
8/1/04	44	50	2	*	1	1	2
7/25/04	48	46	3	*	1	*	1
7/11/04	46	46	4	1	2	1	1
6/20/04	44	48	6	*	1	*	1
5/23/04	46	46	4	*	1	1	1
4/18/04	48	43	6	*	2	1	*
3/7/04	44	48	3	*	1	2	2

4. (IF NAMED CANDIDATE) Will you definitely vote for (CANDIDATE), or is there a chance you could change your mind and vote for someone else? (IF CHANCE CHANGE MIND) Is there a good chance you'll change your mind, or would you say it's pretty unlikely?

	Definitely vote	---Chance change mind---	Good	Unlikely	No opin.
Likely voters:	NET	NET	NET	NET	NET
10/3/04 All	86	12	6	7	1
Bush	88	11	5	6	1
Kerry	86	13	5	8	2
9/26/04 All	88	11	3	8	1
Bush	88	11	3	8	2
Kerry	89	10	2	8	1
Registered voters:					
9/26/04 All	82	16	4	12	2
Bush	83	15	5	10	2
Kerry	84	15	3	13	1
9/8/04 All	84	14	6	8	2
Bush	88	11	5	6	1
Kerry	81	16	6	10	3
8/29/04 All	81	18	7	11	1
Bush	82	16	7	10	1
Kerry	81	18	6	12	1
8/1/04 All	80	19	7	12	1
Bush	79	20	7	13	1
Kerry	83	16	5	11	1
7/25/04 All	78	20	7	13	2
Bush	80	19	7	12	1
Kerry	80	18	5	13	2
7/11/04 All	79	21	7	13	1
Bush	78	22	8	14	*
Kerry	80	19	7	13	1
6/20/04 All	73	26	12	14	*



	Bush	80	20	8	12	*
	Kerry	74	26	12	13	1
General Population:						
6/20/04	All	71	28	13	15	1
	Bush	78	21	9	13	*
	Kerry	72	27	13	14	1

5. Do you approve or disapprove of the way George W. Bush is handling his job as president? Do you approve/disapprove strongly or somewhat?

		-----Approve-----			-----Disapprove-----			No
		NET	Strongly	Somewhat	NET	Somewhat	Strongly	opin.
10/3/04	LV	53	36	17	46	11	34	1
9/26/04	All	50	33	18	45	13	32	5
	LV	53	38	15	46	10	35	1
	RV	52	35	17	46	13	32	5
9/8/04	All	52	35	17	43	11	32	5
	RV	52	38	14	45	11	33	3
8/29/04	All	50	31	19	47	13	34	3
	RV	52	33	19	47	13	35	1
8/1/04	All	47	28	18	49	13	36	5
	RV	48	29	19	51	13	38	2
7/25/04	All	50	32	19	47	13	34	3
	RV	51	33	18	47	13	34	2
7/11/04		48	31	17	50	11	39	2
6/20/04	All	47	30	17	51	13	39	1
	RV	48	32	15	51	12	40	1
5/23/04		47	31	17	50	14	36	3
4/18/04		51	33	18	47	13	34	1
3/7/04		50	32	18	48	12	36	2
2/11/04		50	30	21	47	14	34	2
1/18/04		58	35	24	40	9	30	2
12/21/03		59	39	21	38	15	23	3
12/14/03		57	37	20	39	10	29	5
12/7/03		53	32	21	40	13	27	7
11/16/03		57	34	23	39	11	28	4
10/29/03		56	30	26	42	13	29	2
10/13/03		53	33	20	43	13	29	4
9/30/03		54	34	20	44	15	29	2
9/13/03		58	35	23	40	14	27	2
9/7/03		56	34	22	41	13	28	4
8/11/03		59	37	22	37	14	23	4
7/10/03		59	35	24	38	13	25	3
6/22/03		68	45	23	29	11	18	4
4/30/03		71	50	22	26	17	9	3
4/16/03		74	52	22	23	9	14	3
4/9/03		77	58	19	20	6	14	4
4/3/03		71	54	16	25	7	19	4
3/23/03		68	NA	NA	27	NA	NA	4
3/20/03		67	NA	NA	28	NA	NA	5
3/2/03		62	38	23	35	13	22	4
2/23/03		60	NA	NA	34	NA	NA	6
2/9/03		64	42	21	34	14	20	3
2/1/03		62	41	21	34	13	22	4
1/28/03		62	43	19	36	13	23	2
1/27/03		59	39	21	37	15	22	4
1/20/03		59	36	23	38	16	22	2
12/15/02		66	37	28	32	12	20	2
11/4/02	LV	67	45	23	31	12	20	1
11/3/02	LV	67	45	22	32	12	20	1
11/2/02	LV	67	47	20	32	9	23	1
10/27/02	All	67	39	28	29	13	16	4

	LV	68	47	21	30	14	16	3
9/26/02		67	42	25	30	12	18	3
9/8/02		71	42	28	27	12	15	3
7/28/02		69	39	31	28	14	14	3
7/15/02		72	42	31	25	12	13	2
6/17/02		74	42	32	22	9	13	4
6/9/02		77	41	36	20	9	11	3
5/19/02		76	48	28	22	8	13	3
4/21/02		78	47	31	20	9	10	2
3/28/02		79	49	30	18	8	10	3
3/10/02		82	52	30	16	9	7	2
1/27/02		83	56	27	14	7	7	3
12/19/01		86	64	22	12	6	6	2
11/27/01		89	69	21	9	4	5	1
11/6/01		89	65	24	9	5	4	2
10/9/01		92	76	16	6	3	3	1
9/27/01		90	70	20	6	3	3	4
9/13/01		86	63	23	12	5	6	2
9/9/01		55	26	29	41	20	22	3
8/12/01		61	28	33	31	14	17	8
7/30/01		59	28	30	38	17	22	3
6/3/01		55	27	28	40	18	22	6
4/22/01		63	33	30	32	16	16	5
3/25/01		58	NA	NA	33	NA	NA	8
2/25/01		55	NA	NA	23	NA	NA	22

6. I have a question about the debate between (Bush) and (Kerry) (last/Thursday) night. From what you've seen, heard or read about it - who, in your opinion, won the debate?

		Bush	Kerry	Neither/a draw/a tie (vol.)	No op.
10/3/04	LV	23	52	15	10
9/30/04	Debate viewers	36	45	17	2

7. Regardless of (how you might vote/who you voted for), please tell me if you have a favorable or unfavorable impression of (NAME) or perhaps you don't know enough to say.

10/3/04 - Summary Table - Likely Voters

	Favorable	Unfavorable	No opinion
a. George W. Bush	53	41	5
b. John Kerry	47	42	11
c. Dick Cheney	44	43	13
d. John Edwards	45	30	25

Trend:

a. George W. Bush

	Favorable	Unfavorable	No opinion
10/3/04 LV	53	41	5
9/26/04 LV	53	40	7
RV	52	38	10
9/8/04 RV	51	39	11
8/29/04 RV	50	40	9
8/1/04 RV	47	45	8
7/25/04 RV	54	43	3
3/7/04	47	46	7
9/6/00 RV	58	31	11
6/11/00	50	28	22

4/2/00	50	31	19
2/27/00	49	39	11
10/31/99	69	24	8
9/2/99	61	23	16
6/6/99	54	15	30
3/14/99	54	14	32
2/14/99	51	13	36
1/19/98	34	13	53

b. John Kerry

	Favorable	Unfavorable	No opinion
10/3/04 LV	47	42	11
9/26/04 LV	39	45	17
RV	37	42	21
9/8/04 RV	36	42	23
8/29/04 RV	43	40	17
8/1/04 RV	51	32	16
7/25/04 RV	48	39	12
3/7/04	54	26	20

c. Dick Cheney

	Favorable	Unfavorable	No opinion
10/3/04 LV	44	43	13
9/8/04 RV	43	37	20
8/29/04 RV	41	45	14
7/25/04 RV	43	41	17
3/7/04 RV	35	45	19
3/7/04 All	35	43	23
9/6/00 RV	42	20	38
7/29/00	29	10	60

d. John Edwards

	Favorable	Unfavorable	No opinion
10/3/04 LV	45	30	25
9/8/04 RV	39	26	35
8/1/04 RV	49	18	33
7/25/04 RV	50	24	26

8. What (was/will be) the single most important issue in your vote for president this year: (The U.S. campaign against terrorism), (the war in Iraq), (the economy and jobs), (education), (health care), or something else?

	Terrorism	Iraq	Economy/ jobs	Educ- ation	Health care	Other	No op.
10/3/04 LV	24	26	21	4	12	12	2
9/26/04 LV	24	20	27	5	11	10	3
RV	21	19	28	6	13	10	3
9/8/04 RV	25	18	27	6	13	8	2
8/29/04 RV	19	19	31	6	12	11	2
8/1/04 RV	20	23	25	7	11	12	2
7/25/04 RV	20	21	27	7	12	12	1

9. Who do you trust to do a better job handling (ITEM), (Bush) or (Kerry)?

10/3/04 - Summary Table - Likely Voters

	Bush	Kerry	Both (vol.)	Neither (vol.)	No op.
--	------	-------	----------------	-------------------	-----------

a. The situation in Iraq	52	41	1	3	3
b. The US campaign against terrorism	54	38	1	2	4
c. Relations with other countries	48	46	*	2	4

Trend:

a. The situation in Iraq

	Bush	Kerry	Both (vol.)	Neither (vol.)	No opin.
10/3/04 LV	52	41	1	3	3
9/26/04 LV	53	41	*	3	4
RV	53	40	*	3	4
9/8/04 RV	53	37	1	4	6
8/29/04 RV	52	44	*	2	2
8/1/04 RV	46	48	*	2	4
7/25/04 RV	52	40	1	3	3
7/11/04 RV	47	47	1	4	2
7/11/04	47	47	1	3	2
6/20/04 RV	49	47	*	3	1
6/20/04	50	45	*	4	1
5/23/04	48	42	*	6	3
4/18/04	52	41	*	4	2
3/7/04	47	48	1	3	2
2/11/04	48	41	1	6	5

b. The U.S. campaign against terrorism

	Bush	Kerry	Both (vol.)	Neither (vol.)	No opin.
10/3/04 LV	54	38	1	2	4
9/26/04 LV	53	38	1	3	5
RV	54	37	1	3	5
9/8/04 RV	57	35	1	3	4
8/29/04 RV	56	38	1	2	3
8/1/04 RV	48	45	*	1	5
7/25/04 RV	55	37	2	3	3
7/11/04 RV	51	43	1	3	3
7/11/04	51	42	1	3	3
6/20/04 RV	48	47	*	3	2
6/20/04	47	48	1	3	1
5/23/04	52	39	1	4	4
4/18/04	58	37	1	3	1
3/7/04	57	36	2	2	3
2/11/04	53	37	1	4	5

c. Relations with other countries

	Bush	Kerry	Both (vol.)	Neither (vol.)	No opin.
10/3/04 LV	48	46	*	2	4
9/26/04 LV	49	43	1	3	5
RV	49	41	1	3	6
9/8/04 RV	47	42	1	4	6
8/1/04 RV	42	51	1	2	5

10. Please tell me whether the following statement applies more to (Bush) or more to (Kerry).

10/3/04 - Summary Table - Likely Voters

	Bush	Kerry	Both (vol.)	Neither (vol.)	No op.
a. He is honest and trustworthy	50	39	2	6	2
b. He understands the problems of people like you	44	45	1	6	3
c. He is a strong leader	58	37	1	2	2
d. He will make the country safer and more secure	52	40	1	3	3

Trend:

a. He is honest and trustworthy

	Bush	Kerry	Both (vol.)	Neither (vol.)	No op.
10/3/04 LV	50	39	2	6	2
9/26/04 LV	47	37	3	9	3
RV	45	38	3	10	4
9/8/04 RV	48	35	3	11	4
8/29/04 RV	47	41	2	8	3
8/1/04 RV	41	47	4	5	2
7/25/04 RV	46	40	2	10	2
6/20/04 RV	40	52	1	6	1
6/20/04	39	52	1	6	1

b. He understands the problems of people like you

	Bush	Kerry	Both (vol.)	Neither (vol.)	No op.
10/3/04 LV	44	45	1	6	3
9/26/04 LV	45	41	1	12	2
RV	43	42	1	12	2
9/8/04 RV	44	43	1	8	4
8/29/04 RV	42	48	1	8	2
8/1/04 RV	37	51	1	8	2
7/25/04 RV	42	46	1	9	2
6/20/04 RV	37	55	1	7	1
6/20/04	36	56	1	6	2

c. He is a strong leader

	Bush	Kerry	Both (vol.)	Neither (vol.)	No op.
10/3/04 LV	58	37	1	2	2
9/26/04 LV	57	34	2	4	4
RV	58	32	2	4	4
9/8/04 RV	58	31	3	4	4
8/29/04 RV	54	39	2	2	3
8/1/04 RV	50	44	2	2	3
7/25/04 RV	55	36	2	5	2
6/20/04 RV	50	45	1	3	2
6/20/04	51	43	2	3	2

d. He will make the country safer and more secure

	Bush	Kerry	Both (vol.)	Neither (vol.)	No op.
10/3/04 LV	52	40	1	3	3
9/26/04 LV	53	39	2	3	3

	RV	54	37	2	4	3
9/8/04	RV	54	35	1	5	5
8/29/04	RV	53	40	2	3	2
8/1/04	RV	48	45	1	3	3
7/25/04	RV	54	38	1	4	2
6/20/04	RV	53	42	1	2	2
6/20/04		54	40	1	3	2

11. Who do you think is better qualified to be commander in chief of the U.S. military, (Kerry) or (Bush)?

		Bush	Kerry	Both (vol.)	Neither (vol.)	No op.
10/3/04	LV	52	43	1	2	3
9/26/04	LV	52	42	1	2	3
	RV	52	41	1	3	3
9/8/04	RV	53	40	1	3	3
8/29/04	RV	53	43	*	2	1
8/1/04	RV	44	52	1	1	2

12. Thinking about his candidacy for president so far, how enthusiastic are you about (Bush/Kerry) - very enthusiastic, fairly enthusiastic, not too enthusiastic, or not enthusiastic at all?

10/3/04 - Summary Table - Among Likely Voters, Leaned Bush/Kerry Supporters

	----Enthusiastic----			-----Not Enthusiastic-----			No
	NET	Very	Fairly	NET	Not too	Not at all	op.
a. Bush	94	57	37	6	4	1	*
b. Kerry	91	50	42	8	8	*	1

Trend:

	----Enthusiastic----			-----Not Enthusiastic-----			No	
	NET	Very	Fairly	NET	Not too	Not at all	op.	
<b>Bush:</b>								
10/3/04	LV	94	57	37	6	4	1	*
9/26/04	LV	94	65	29	5	4	1	1
	RV	91	61	31	8	6	2	*
9/8/04	RV	95	63	32	5	4	*	*
8/29/04	RV	94	56	38	6	5	1	*
8/1/04	RV	90	53	37	10	8	2	*
7/25/04	RV	90	49	41	10	8	1	*
6/20/04	RV	90	50	40	9	7	2	*
6/20/04	All	90	48	42	10	8	2	*

Kerry:

10/3/04	LV	91	50	42	8	8	*	1
9/26/04	LV	85	42	43	13	10	4	1
	RV	87	39	47	12	9	3	1
9/8/04	RV	85	39	46	14	10	4	1
8/29/04	RV	89	40	49	11	9	2	*
8/1/04	RV	92	56	36	7	6	1	1
7/25/04	RV	90	41	49	10	9	1	0
6/20/04	RV	85	34	51	15	12	3	0
6/20/04	All	83	33	50	17	13	4	0

13. Do you think (Bush/Kerry) does or does not have a clear plan for (ITEM)?

10/3/04 - Summary Table - Likely Voters

-----Bush-----      -----Kerry-----

	Does	Does not	No op.	Does	Does not	No op.
a. handling the situation in Iraq	51	48	1	42	52	6
b. handling terrorism	58	40	3	40	52	7

Trend:

a. handling the situation in Iraq

-----Bush-----			-----Kerry-----			
	Does	Does not	No op.	Does	Does not	No op.
10/3/04 LV	51	48	1	42	52	6
9/26/04 LV	55	42	3	37	56	6
RV	53	44	3	38	56	6
6/20/04	48	50	1	42	52	6

b. handling terrorism

-----Bush-----			-----Kerry-----			
	Does	Does not	No op.	Does	Does not	No op.
10/3/04 LV	58	40	3	40	52	7
9/26/04 LV	62	35	3	36	55	9
RV	62	36	3	36	55	9
6/20/04	55	43	1	42	53	5

14. All in all, considering the costs to the United States versus the benefits to the United States, do you think the war with Iraq was worth fighting, or not? Do you feel that way strongly or somewhat?

----Worth fighting----			----Not worth fighting---			No op.	
	NET	Strongly	Somewhat	NET	Somewhat	Strongly	
10/3/04 LV	49	34	15	48	11	37	3
9/26/04 LV	48	36	12	50	7	43	2
RV	46	35	12	51	8	42	3
9/8/04 RV	51	38	13	45	10	34	4
8/29/04 RV	48	34	14	50	11	39	2
7/25/04	49	36	13	48	11	37	3
6/20/04	47	32	14	52	13	39	2
5/23/04	48	35	13	50	13	37	1
5/6/04	49	NA	NA	47	NA	NA	5
4/18/04	51			47			2
3/7/04	52			44			3
2/11/04	48			50			2
1/18/04	56			41			3
12/21/03	59			39			2
12/14/03	53			42			5
11/16/03	52			44			4
10/29/03	54			44			2
10/13/03	54			44			2
9/13/03	61			37			2
9/7/03	54			42			4
8/24/03	57			37			5
8/11/03	61			35			4
7/10/03	57			40			3
6/22/03	64			33			3
4/30/03	70	"	"	27	"	"	4
Gulf War:							
2/2/92*	66	NA	NA	32	NA	NA	2
7/28/91	67			30			3

6/2/91	70			26			3
3/4/91	86	"	"	13	"	"	1
*2/2/92 and previous: "the Persian Gulf war"; 3/4/91: "this war"							

15. Do you think the war with Iraq has or has not contributed to the long-term security of the United States? IF YES: Has it contributed to the long-term security of the United States a great deal, or somewhat?

		-----Contributed-----			Has	No
		NET	Great deal	Somewhat	not	opin.
10/3/04	LV	53	32	22	42	4
9/26/04	LV	54	36	18	43	3
	RV	54	36	18	42	4
9/8/04	RV	57	36	22	40	3
8/29/04	RV	54	33	20	42	4
7/25/04		51	32	19	45	3
6/20/04		51	28	23	46	2
5/23/04		54	30	24	43	3
4/18/04		57	33	24	40	3
3/7/04		57	29	29	40	3
2/11/04		58	32	26	38	4
1/18/04		59	34	25	38	3
12/21/03		62	34	29	34	4
7/10/03*		62	33	29	35	3
**did or did not"						

16. Do you think the United States (has gotten bogged down in Iraq), or do you think the United States (is making good progress in Iraq)?

		Has gotten bogged down	Is making good progress	No op.
10/3/04	LV	58	38	4
9/26/04	LV	59	37	4
	RV	60	36	4
9/8/04	RV	54	40	6
5/23/04		65	33	2
5/6/04		60	35	5
4/18/04		59	41	0

17. Compared to before September 11, 2001, do you think the country today is safer from terrorism or less safe from terrorism? IF SAFER: Would you say the country is much safer or somewhat safer?

		-----Safer-----			Less	No diff.	No
		NET	Much	Somewhat	safe	(vol.)	opin.
10/3/04	LV	62	29	33	29	7	2
9/26/04	LV	59	25	34	33	6	2
	RV	59	24	35	34	5	2
9/8/04	RV	64	26	38	28	5	3
8/29/04	RV	60	24	36	31	7	2
1/18/04		67	28	39	24	8	1
9/7/03		67	24	42	27	4	2

18. Do you think of the war with Iraq as (part of the war against terrorism), or as (separate from the war against terrorism)?

		Part	Separate	No opinion
10/3/04	LV	60	38	1
9/8/04	RV	58	39	3
9/13/03		66	32	2



9/7/03	65	31	4
4/16/03	77	22	1

\*\*\*END\*\*\*